



STEINHOFF
INTERNATIONAL HOLDINGS N.V.

AUDITED RESULTS

FOR THE YEAR ENDED 30 SEPTEMBER 2019

The financial year ended 30 September 2019 was a pivotal period for the Group, during which we made tangible progress, bringing our financial reporting back up to date and implementing our financial restructuring.

The final months of the 2019 financial year marked the successful completion of phase one of the three-phase recovery process, with the implementation of the debt restructuring. In the period that followed we have been concentrating on possible solutions to the litigation faced by entities within the Group and debt reduction initiatives.

Subsequent to year-end the Group has been severely impacted by the outbreak of the COVID-19 pandemic. The long-term impact on both the supply and demand sides of our businesses is as yet unknown but has the potential to be significant.

2019

TABLE OF CONTENTS

INTRODUCTION	2
Message from the Management Board	2
Message from the Supervisory Board	6
Timeline of key events	8
Summarised Group structure	12
PART I	
REPORT OF THE MANAGEMENT BOARD	
SECTION 1: FINANCIAL AND BUSINESS REVIEW	17
Introduction	18
Overview	18
Current trading performance	18
Reportable segment information	18
Presentation of discontinued operations	18
Critical accounting judgements and estimates	18
Classification of debt	19
Net debt and cash flow	19
Geographic context and impact of foreign currencies	19
Advisory fees (not included in segmental results)	19
Finance costs	20
Related party and intergroup transactions	20
Governance and leadership	20
Corporate activity during the 2018 Reporting Period	20
Corporate activity during the 2019 Reporting Period	20
Corporate activity after the Reporting Date	22
Group debt restructure	23
Forensic Investigation and Remediation Plan	25
Litigation	25
Regulatory engagement and listing	26
Shareholder meetings	26
COVID-19	26
Going concern	27
The Company's dividends on Ordinary Shares	28
Preference Shares and dividends	28
Events after the Reporting Date	28
2019 Separate Financial Statements relating to Steinhoff International Holdings N.V.	28
External audit	29
Appreciation	29
SECTION 2: OPERATIONAL REVIEW	31
Introduction	34
Europe and United Kingdom	38
Conforama	39
All other	40
Properties – discontinued operations	42
Africa	43
Automotive – discontinued operations	45
United States of America	46
Australasia	48
Steinhoff corporate and treasury services	49
Annexures to operational review	50

TABLE OF CONTENTS
continued

SECTION 3: RISK MANAGEMENT	55
Introduction	56
Risk management and internal control environment	56
Principal risks	57
Principal risk comparison to the prior year	61
Principal risk post year-end	61
Principal risks: OpCos	61
Financial risk management	61
Code of Conduct compliance	62
Risk financing – insurance programme	62
Remediation Plan	63
SECTION 4: MANAGEMENT BOARD STATEMENTS	65
Responsibility statements	66
In-control statement	66
Non-financial statement	66
Provision in the Articles regarding the allocation of profits	69
PART II	
CORPORATE GOVERNANCE REPORT	
Introduction	72
Management Board	72
Supervisory Board	75
General Meeting	82
Dutch Corporate Governance compliance	84
Disclosures pursuant to Dutch Decree implementing article 10 EU Takeover Directive	85
PART III	
REPORT OF THE SUPERVISORY BOARD	
Composition of the Supervisory Board	88
Independence	88
Induction programme	88
Supervisory Board meetings, attendance, involvement with strategy, activities report and evaluations	89
Strategy	89
Evaluations	89
Committees of the Supervisory Board	91
Report of the Audit and Risk Committee	91
Report of the Human Resources and Remuneration Committee	92
Report of the Nomination Committee	93
Report of the Governance, Social and Ethics Committee	94
PART IV	
REMUNERATION REPORT	
Introduction	96
Part 1: Description of the Remuneration Policy	96
Part 2: Application of the Remuneration Policy	98
Part 3: Modification of the Remuneration Policy	106
PART V	
ANNEXURES	
Annexure A – Investor information	108
FINANCIAL STATEMENTS 2019	111
OTHER INFORMATION	313
Independent Auditor's Report	314
Articles of Association	317
Distribution of profit	317
List of branches	318
Statutory list of all subsidiaries	319
GLOSSARY OF TERMS	337

INTRODUCTION

MESSAGE FROM THE MANAGEMENT BOARD

Dear Stakeholders,

We are continuing our journey to address past deficiencies, and to bring stability to the Group and its businesses.

While the road ahead remains difficult, the financial year ended 30 September 2019 was a pivotal period for the Group, during which we made tangible progress, most significantly with the completion of our financial restructuring following the implementation of the CVAs and the associated changes to our group structure and governance arrangements. Furthermore, the Group reclassified a number of businesses as discontinued operations or held-for-sale assets and adopted a number of new IFRS statements.

The final months of the 2019 financial year marked the successful completion of phase one of the three-phase recovery process, with the implementation of the Group debt restructuring. In the period that followed we have been concentrating on possible solutions to the litigation faced by entities within the Group and debt reduction initiatives. However, these remain demanding objectives.



Major milestones were achieved in May and June 2019 respectively when we published the delayed 2017 and 2018 Annual Reports. Thereafter, in August 2019 we satisfied all the conditions necessary to successfully implement the financial restructuring, the culmination of a major collective effort by internal and external teams over the preceding twenty-month period. This significant achievement secured a period of financial stability for the Group up to the end of December 2021, during which we

can restructure our businesses, dispose of assets to reduce debt to more manageable levels and/or restructure the debt as part of our recovery plan.

The scope of work necessary to complete the financial restructuring was wide ranging, complex and highly technical, involving hundreds of creditors, specialist legal and financial advice and parallel processes across multiple jurisdictions. The sheer volume of announcements made by the Group in the lead-up to August 2019, on

both financial reporting and restructuring activities, amply demonstrates the scale of these endeavours. However, after August, the Group moved into a different, and by necessity less visible, phase of the recovery process. Our determination to complete the job at hand is undiminished and work continues on many challenging fronts.

As in the previous financial year, the costs of these processes were substantial, and they had a significant impact on the reported results for the year. Advisory fees for the

INTRODUCTION
MESSAGE FROM THE MANAGEMENT BOARD
continued

Reporting Period amounted to €158 million (2018: €117 million). The total included €16 million (2018: €24 million) relating to the forensic investigation and technical accounting support, and €67 million (2018: €43 million) relating to creditor advisor fees, which we are obligated to fund.

In addition, following the events uncovered during December 2017, the audits for the 2017 and 2018 financial years were extremely complex and time consuming, and required the restatement of prior year results. The audit work for 2017 and 2018 was completed over multiple periods and was expensed in both the 2018 and 2019 Reporting Periods. The majority of the 2018 audit was performed in the 2019 Reporting Period and has been expensed in the 2019 Reporting Period. The majority of the 2019 audit work was performed in the 2020 Reporting Period and will be expensed in the 2020 Reporting Period when billed.

Every effort is being made to limit advisor costs and, with implementation of the financial restructuring now behind us, we expect the total to fall in the 2020 financial year.

However, legal advisory fees are expected to remain significant in the period ahead as we attempt to resolve and deal with outstanding litigation and seek redress against former executives and related parties.

Financial Performance

During the period Steinhoff was refocused as a global holding company with a broad range of interests in the retail sector. These businesses operate a number of strong local brands and are well diversified by geography and business line. Individual businesses, such as Pepkor Africa and Pepco Group (formerly Pepkor Europe), continued to perform robustly, while others remained in turnaround but reported more encouraging trade, such as Mattress Firm, or, like Conforama, remained at an earlier stage of their recovery journey.

Despite the many challenges we faced in the 2019 financial year, the Group reported a resilient performance, with strong results

from certain businesses compensating for weaker outcomes from those still in turnaround. Total revenue from continuing operations for the year ended 30 September 2019 increased by 5% to €12.0 billion (2018: €11.4 billion), with strong contributions from Pepco Group (+12%) and Pepkor Africa (+4%). Further information on the performance of the Group's individual operating businesses is contained within the accompanying Operational Review.

Achievements in the year

The Group achieved a number of important milestones during the Reporting Period:

- The demanding and complex task of finalising the 2017 and 2018 Annual Reports was completed in May and June 2019 respectively. In the circumstances in which we found ourselves after the disclosures of December 2017, the challenge this presented should not be underestimated and finalisation of the accounts was a major achievement that allowed the Group to restore near normal communications with the financial markets.
- Half-year and third-quarter financial reporting was maintained as scheduled in the balance of 2019.
- PwC completed its forensic investigation and delivered its report to Werksmans, the Group's lawyers. While the content of the PwC Report is confidential, and subject to legal privilege and other restrictions, the Group provided the market with an overview of its content in March 2019.
- Recognising the imperative to address past governance failings, new, stronger structures for oversight and control were put in place. The reconstituted Management and Supervisory Boards continue to work well together.
- Key appointments were made to the Management Board with Louis du Preez assuming the post of CEO with effect from 1 January 2019 and Theodore de Klerk being appointed CFO with effect from 1 September 2019.

- Management teams within the various investment businesses remained stable and focused on their specific responsibilities throughout the year. We thank them once again for their loyalty, dedication and commitment.
- Mattress Firm emerged from Chapter 11 proceedings, having successfully exited approximately 640 underperforming stores. Its recovery plan continued to deliver a significantly improved performance.
- Conforama made further progress with a broad-based project to reduce its losses and establish a pathway to profitability, reaching agreement with its creditors to raise the new funds necessary to restructure its operations. A plan to restore sustainable competitiveness in its core French operations was announced in July 2019 before the businesses were impacted by the COVID-19 related restrictions
- Our efforts to address the Group's liquidity issues through a financial restructuring came to fruition in August 2019 when SEAG and SFHG, the two subsidiaries where most of the Group's financial creditors are concentrated, implemented a debt restructuring through an English Company Voluntary Arrangement ('CVA') process.
- Pepkor Europe was renamed Pepco Group during September 2019 to more directly link the business to PEPCO, its market leading Central European retail operation.

Momentum has been maintained thereafter in the period subsequent to 30 September 2019, with a number of further announcements:

- In November 2019, the General Meeting appointed Mazars Netherlands as the external auditor for the financial year ended 30 September 2019.
- In November 2019, the Group announced that it was evaluating a range of strategic options for the Pepco Group, including a potential Initial Public Offering (IPO). No definitive decision has been taken with respect to any specific course of action or timing.

INTRODUCTION
MESSAGE FROM THE MANAGEMENT BOARD
continued

- The sale of the ABRA furniture business was finalised in September 2019.
- In line with its objective of streamlining the Group's portfolio and deleveraging its balance sheet, Steinhoff announced the sale of The Blue Group Hold Co Ltd, the owner of Bensons for Beds, Harveys Furniture and upholstery & bedding manufacturers Relyon, Steinhoff UK Beds and Formation Furniture, in November 2019.
- Also, in November 2019, Greenlit Brands announced the sale of its General Merchandise division to enable it to concentrate on its core household goods brands, which enjoy strong market positions in Australia and New Zealand.
- The disposal of Unitrans, the Group's automotive retail business, was finalised in December 2019, including the 25.1% share sold to Kapela in a Broad-Based Black Economic Empowerment transaction.
- In January 2020, the Group finalised the sale of its equity holding in US manufacturer Sherwood Bedding, to Tempur Sealy.
- The Group also successfully completed the sale of various properties in South Africa and Europe.

Financial Restructuring

The financial restructuring of the Group became effective on 13 August 2019 when the SEAG and SFHG CVAs were successfully implemented. Under the terms of the CVAs, the existing debt instruments in SEAG and SFHG were reissued with effect from 13 August 2019, with a common maturity date of 31 December 2021. No cash interest is payable by the Group in this period, as interest will accrue and is only payable when the debt matures, providing Steinhoff with a period in which it can concentrate on reducing debt and restoring value.

Remediation Plan

During the previous Reporting Period, the Management Board developed a Remediation Plan containing a wide range of measures to limit the possible recurrence within the Group of irregularities and instances of non-compliance with laws and regulations.

Significant further progress was made with the implementation of these remedial actions during the Reporting Period, with work concentrated on the completion of improvements to policies and procedures in respect of financial accounting, conflict of interest and supplier and contract management. Please refer to the Risk Management section of the Report of the Management Board for more information.

The Remediation Plan will remain an area of focus throughout the 2020 Financial Year.

Litigation

Litigation remains a significant outstanding challenge for the Group. It has been a major focus for management in the period since implementation of the financial restructuring in August 2019.

In parallel with these various court processes, the Management Board, assisted by a litigation committee and the Group's legal advisors, continues to work towards a resolution of outstanding claims against the Group.

In parallel, we are also evaluating potential claims we may have against third parties, and recoveries against implicated entities and individuals have been, and will continue to be, initiated where appropriate.

Governance

On 18 May 2020, Heather Sonn resigned as chairperson of the Supervisory Board. We thank her for her support throughout this difficult period for the Group.

As announced on 22 May 2020, Moira Moses, who joined the Supervisory Board in early 2018, has been designated as Chairperson.

Outlook

Looking back on 2019, we can be encouraged about the progress made but we must also remain realistic about where we find ourselves at this point in our journey. We take encouragement from the many achievements of the year, most significantly the implementation of the financial restructuring in August and the period of stability that this has enabled. However, real uncertainties remain, and we still face a number of tough challenges. Our view of our situation has not changed in the period subsequent to the year-end.

Trading conditions reflect a tough global economy. Businesses such as Pepkor Africa and Pepco Group grew strongly prior to the onset of the COVID-19 crisis. Conforama, Mattress Firm and Greenlit Brands retained strong market positions but remained in recovery.

In common with businesses around the world, we saw a material impact from the COVID-19 pandemic from mid-March 2020 when lockdowns were initiated in Europe and South Africa. Steinhoff's retail business investments remain geographically well diversified and their focus on providing everyday products at affordable prices, through a stable of strong local brands, gives some resilience in this environment, but the breadth of measures adopted worldwide to combat COVID-19 have inevitably impacted on our trading performance.

In mid-March management acted swiftly to implement a definitive COVID-19 response strategy. Initially, this focused on ensuring employee and customer safety, securing liquidity and preserving and maximising the Group's cash position. Cash positions were maximised through the immediate draw down of committed facilities, working collaboratively with key suppliers to defer or cancel stock commitments, appropriate use of government support and funding schemes in territories where criteria were met and reducing discretionary expenditure. Thereafter, attention turned to the actions necessary to return to a more normal trading position, particularly with regard to

INTRODUCTION
MESSAGE FROM THE MANAGEMENT BOARD
continued

enhanced online trading, securing seasonal inventory, and to positioning the businesses to take advantage of the longer term opportunities resulting from the changed competitive environment. As we have faced the COVID-19 challenge, the health and safety of our colleagues and customers has been our top priority and we are continuing to adopt comprehensive public health protocols. Significant operational changes have been made in our stores and offices including PPE provision where relevant for colleagues and customers, the installation of Perspex screens at till points, introduction of sanitisation stations, adoption of rigorous social distancing practices and encouraging payment by card. All of this has been achieved while adhering strictly to country specific government regulations.

We are proud of the way the businesses have responded to the crisis and thank all colleagues for their unwavering support.

More recently, we have begun to see a progressive relaxation of lock-down measures in most of the countries in which we do business, although the pace of moderation varies significantly, depending on local circumstances and government guidance.

Poundland stores in the United Kingdom and selected Pepkor offerings in southern Africa were designated as 'essential retail' and were able to continue trading throughout the lockdown period. Our apparel and general merchandise, and household goods, stores were mainly closed during April but began to re-open on a selective basis thereafter. Across May 2020, as restrictions were lifted, stores reopened progressively, to the point where over 95% of the estate was trading by the end of the month. Encouragingly, since re-opening revenue has trended back towards pre-lockdown levels. While initial trading has been better than expected, with clear evidence of stores benefiting from pent-up demand, the sustainability of this demand is uncertain in the context of weak overall economic conditions and the potential for further COVID-19 outbreaks. The Group's main trading subsidiaries, with their more resilient and defensive discount and value offering, are, however, confident that they are well positioned to gain market share in the post-COVID-19 'new economy'.

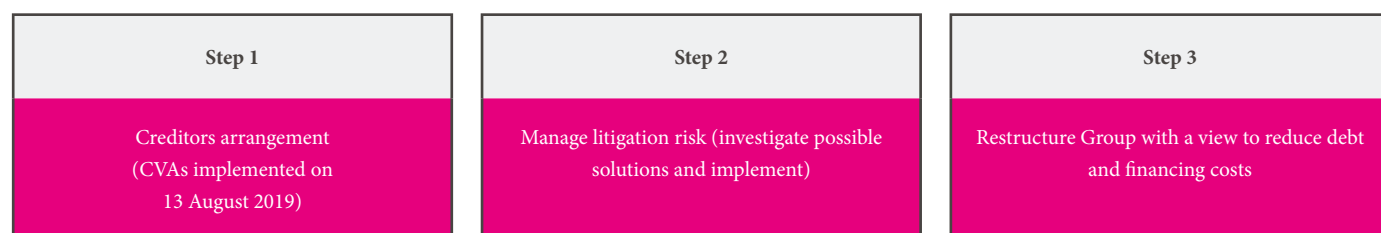
It remains too early to determine the exact impact of the pandemic on the performance of the Group for the 2020 financial year.

However, we expect COVID-19 to have a material negative impact on overall turnover and underlying business performance during this period.

As certain countries have eased lockdown measures earlier than the Group's forecasts anticipated, and with post lockdown sales performance materially better than our forecast assumptions, the Group's cash position as of early June was significantly stronger than anticipated at the outbreak of the pandemic. The Group's cash forecast and requirements are being kept under active review, and structures enabling quick decision making are in place to ensure that if any further initiatives are required to protect the Group's position they can be implemented swiftly.

While the Group is confident that the actions it is taking to address the impacts of COVID-19 are appropriate and timely, the situation remains fast moving and uncertain and is being kept under constant review.

We have previously summarised the Group's future pathway as a three-phase process:



With Step One complete, we are now fully engaged on a solution to the Group's litigation issues (Step Two). The asset realisations and restructures are in support of Step Three. As we look ahead, we are clear that the best way for us to protect and enhance value for all stakeholders is to resolve the litigation and reduce our debt and financing costs. This will be our clear focus in the period ahead.

Appreciation

In what has been another demanding year, we are sincerely grateful for the continuing support of our financial creditors, shareholders, almost 110 000 staff and management, and the Supervisory Board. We thank them all.

Louis du Preez
Chief executive officer

Theodore de Klerk
Chief financial officer

30 June 2020

MESSAGE FROM THE SUPERVISORY BOARD

Dear Stakeholder

While this is my first report as Chairperson, I have been closely involved in the governance and oversight of the Group since joining the Supervisory Board in April 2018.

The Group had a clear focus in the 2019 financial year – to continue its recovery from the events uncovered in December 2017.

As a Supervisory Board, we are addressing the problems of the past by progressing the investigation and reporting effort, and strengthening governance and controls across the Group, while also providing support to the Management Board, and an appropriate degree of oversight of its activities, as it implements the restructuring plan.

We focused on each of these tasks throughout the 2019 financial year, further stabilising the Group, strengthening the Supervisory Board and executive leadership team, revising risk controls and co-operating with regulators. A detailed account of the Group's progress with its recovery plan can be found in the Report of the Management Board.



Achievements

In what was by any standard an extremely busy and testing year, we can identify five significant achievements on our recovery journey.

First, completion of the PwC Forensic Report in March 2019 was a critical step in the investigation into our past deficiencies.

Second, the publication of the 2017 and 2018 financial statements in May and June 2019

respectively, followed an extraordinary, and appropriate, level of scrutiny and diligence by the audit teams.

Third, a Remediation Plan was developed, and implementation commenced, with a particular focus on improvements to governance, processes and procedures, to embed higher standards across the Group. The Supervisory Board reviews the implementation of the Remediation Plan on a regular basis to assess

progress, and to ensure it continues to evolve and remain appropriate for the risks we face as a business.

Resolving the legal actions brought against the Group remains a clear priority for both the Supervisory Board and the Management Board. However, during the year steps were also taken by the Group to seek redress from individuals and parties implicated in the damaging events uncovered in December 2017.

INTRODUCTION
MESSAGE FROM THE SUPERVISORY BOARD
continued

Last, and critically, the Management Board implemented the Groups' financial restructuring plan and has continued to support and, where necessary, restructure, the Groups' retail business investments.

Governance & Leadership

The Supervisory Board continued to oversee the evolution of the Management Board. In Louis du Preez, CEO, and Theodore de Klerk, CFO, we have a strong and highly capable management team.

The Supervisory Board benefited from the introduction of new members during the year, with Paul Copley and David Pauker being appointed by the General Meeting in August 2019. Their experience and skills are highly relevant to the Group and they are making an important contribution to the Supervisory Board.

Steve Booyesen and Angela Krüger-Steinhoff stepped down from the Supervisory Board at the end of the August shareholder meeting. We thank them for their contribution to the Supervisory Board over many years.

More recently, on 18 May 2020, Heather Sonn resigned from her position as Chairperson of the Supervisory Board. We thank her for her strong and calm leadership over the last two and a half years, in what has been an exceptionally difficult period for the Group.

Outlook

The hard work of 2019 has won us a period of stability during which we can seek solutions to our ongoing litigation and debt challenges.

This progress required unstinting commitment from colleagues across the Group, and from our professional advisors, and we recognise both their dedication to the task and the achievements of the Management Board and management team in leading this extraordinary team effort.

As we move forward, as a Supervisory Board, we are determined that we will do so within a stronger governance and control framework that is truly fit for the future. While we are encouraged by the progress

made with these initiatives during 2019, we are committed to delivering further improvement in 2020.

While tough challenges lie ahead, we are making progress towards a clear objective – protecting and enhancing value for all stakeholders.

Appreciation

We thank all colleagues, shareholders, financial creditors and customers for their continued support as we continue our recovery journey.

On behalf of the Supervisory Board

Moira Moses

Chairperson

30 June 2020

INTRODUCTION

TIMELINE OF KEY EVENTS

For more detail please refer to the **Financial and Business Review**.

2018

OCTOBER

5 October 2018

Mattress Firm files voluntary petitions for relief under Chapter 11.

10 October 2018

Launch of SUSHI Scheme of Arrangement.

NOVEMBER

16 November 2018

SUSHI Scheme effective and implemented.

21 November

Mattress Firm successfully emerges from Chapter 11 and the Group lost control of Mattress Firm

30 November

SEAG CVA and SFHG CVA filed with the English court.

DECEMBER

14 December 2018

Requisite majorities of relevant creditors and members of SEAG and SFHG approve the CVAs.

2019

JANUARY

10 January 2019

SEAG informed of application to challenge the SEAG CVA by LSW GmbH.

FEBRUARY

28 February 2019

Unaudited trading update for the three-month period ended 31 December 2018 released.

INTRODUCTION
TIMELINE OF KEY EVENTS
continued

MARCH

15 March 2019

Publication of overview of the PwC forensic investigation.

19 March 2019

Briefing to the South African Parliament.

27 March 2019

Placing of the remaining KAP shares (694 million shares; €293 million).

28 March 2019

In-principle agreement to dispose of Unitrans.

The Group and LSW GmbH agree that the LSW GmbH challenge to the SEAG CVA be dismissed on consensual terms.

29 March 2019

CVA long-stop date and Lock-Up Agreement long-stop date extended to 31 May 2019.

APRIL

11 April 2019

Conciliation agreement entered into between Conforama and its creditors, allowing Conforama to proceed to implement its financial restructuring.

15 April 2019

Conforama receives first tranche of €205 million from New Money Providers.

MAY

7 May 2019

Published the 2017 Annual Report including the 2017 Consolidated Financial Statements.

17 May 2019

Launched CVA Consent Request No. 3 – Omnibus Proposed Amendments and waiver.

29 May 2019

Conforama Warrants issued in favour of the New Money Providers (but not exercised).

30 May 2019

CVA Consent No. 3 approved, and CVA long-stop date and Lock-Up Agreement long-stop date extended to 30 June 2019.

JUNE

18 June 2019

Published the 2018 Annual Report including the 2018 Consolidated Financial Statements.

19 June 2019

Legal proceedings launched against former CEO Markus Jooste and former CFO Ben La Grange to recover certain salary and bonus payments.

21 June 2019

Received a writ of summons from Dutch law firm BarentsKrans on behalf of Hamilton B.V. initiating legal proceedings.

28 June 2019

CVA Consent No. 4 approved, and the CVA long-stop date and Lock-Up Agreement long-stop date extended to 9 August 2019.

INTRODUCTION
TIMELINE OF KEY EVENTS
continued

2019
continued

JULY

8 July 2019

Announcement that Philip Dieperink (CFO) would step down, by mutual consent, after the AGM scheduled for 30 August 2019, and be succeeded by Theodore de Klerk.

12 July 2019

Publication of the unaudited 2019 Half-year Results for the six-month period ended 31 March 2019.

SEAG and SFHG issued Implementation Conditions Notices pursuant to the SEAG CVA and the SFHG CVA.

19 July 2019

Notice of AGM issued, alongside the announcement that Steve Booyen and Angela Kruger-Steinhoff would be stepping down from the Supervisory Board after the AGM.

AUGUST

8 August 2019

CVA Consent No. 5 approved, and the CVA long-stop date and Lock-Up Agreement long-stop date extended to 19 August 2019.

13 August 2019

Investor Presentation held in Cape Town, with live streaming available for investors, analysts, media and all other interested parties.

SEAG and SFHG successfully completed the implementation of the Group financial restructure and issued notice of the Restructuring Effective Date.

29 August 2019

Release of unaudited trading update for the nine-month period ended 30 June 2019.

30 August 2019

General Meeting held in Amsterdam. All resolutions passed. Two new members, Paul Copley and David Pauker, appointed to the Supervisory Board.

SEPTEMBER

4 September 2019

Briefing to the South African Parliament.

12 September 2019

Steinhoff fined by the Financial Services Conduct Authority (South Africa) for contravention of the Financial Markets Act in the period prior to the discovery of the accounting irregularities in December 2017.

30 September 2019

Pepkor Europe renamed to Pepco Group to directly link the business to PEPCO, its market leading Central European retail business.

NOVEMBER

12 November 2019

At an Extraordinary General Meeting held in Amsterdam, the resolution to appoint Mazars Accountants N.V. as the Company's statutory audit firm for the financial year ended 30 September 2019 was duly approved.

15 November 2019

Agreement to sell the Blue Group, the owner of Bensons for Beds, Harveys Furniture and upholstery & bedding manufacturers Relyon, Steinhoff UK Beds and Formation Furniture to Alteri Investors, subject to Regulatory approval.

18 November 2019

Greenlit Brands announced its agreement to divest its General Merchandise division to Allegro Funds. The brands being disposed of included Best & Less, Harris Scarfe, Postie (NZ) and Debenhams Australia. This transaction was completed in early December.

INTRODUCTION
TIMELINE OF KEY EVENTS
continued

2020

NOVEMBER
continued

25 November 2019

The disposal of 75% of Unitrans to CFAO.

DECEMBER

19 December 2019

The disposal of the remaining 25% of Unitrans to Kapela in a B-BBEE transaction.

JANUARY

24 January 2020

Sale of equity holding in US manufacturer, Sherwood Bedding.

FEBRUARY

26 February 2020

Agreements for the sale of Conforama Iberia signed. Following uncertainties around COVID-19 this transaction has subsequently lapsed.

27 February 2020

Release of unaudited trading update for the three-month period ended 31 December 2019.

MARCH

20 March 2020

COVID-19 update released to the market by Steinhoff International Holdings N.V. Widespread trading limitations enforced.

MAY

18 May 2020

Announcement made that Heather Sonn stepped down from the Supervisory Board.

22 May 2020

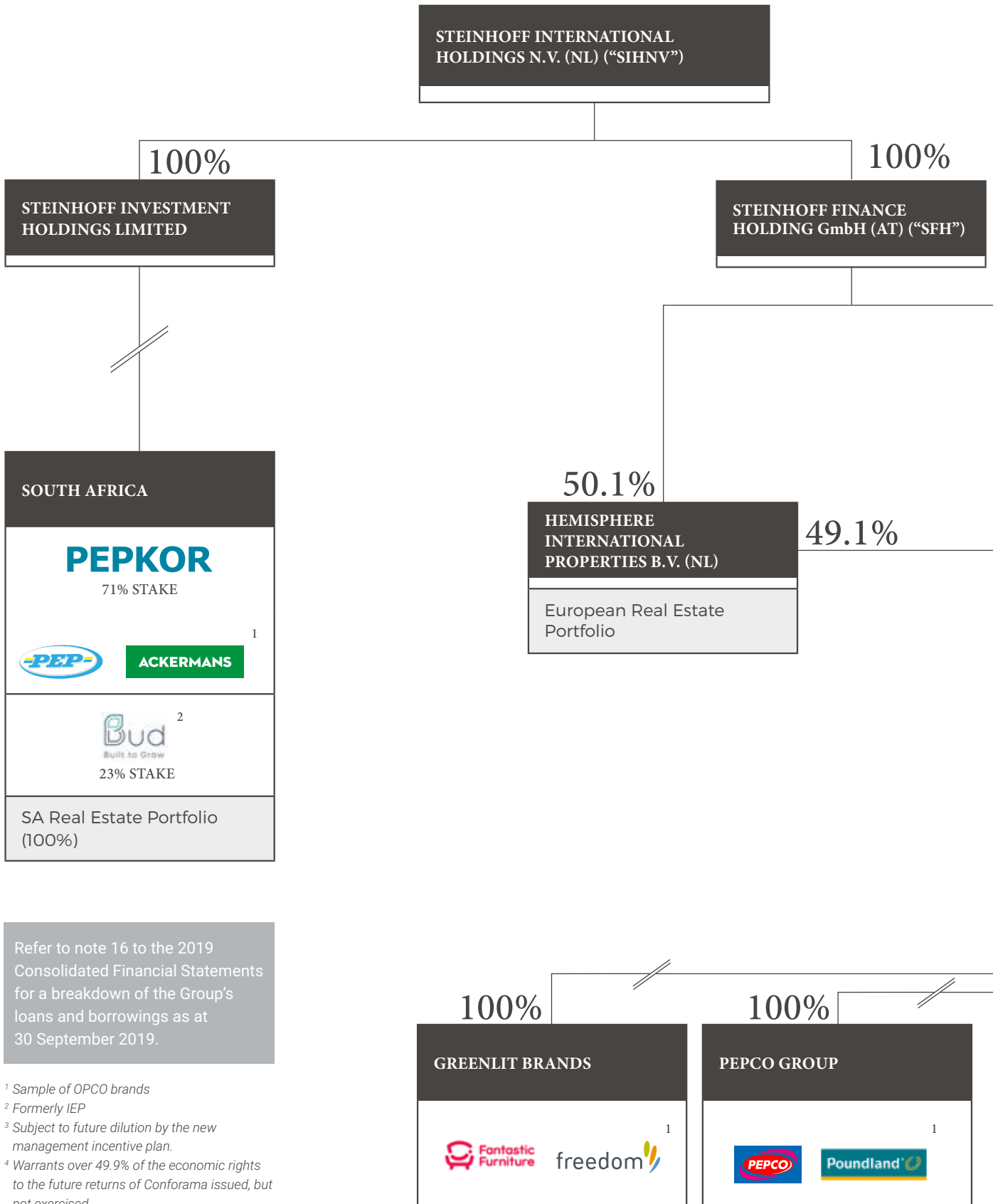
Maira Moses designated as new chairperson of the Supervisory Board.

JUNE

30 June 2020

Published the 2019 Annual Report including the 2019 Consolidated Financial Statements.

INTRODUCTION
SUMMARISED GROUP STRUCTURE AS AT 31 MARCH 2020



Refer to note 16 to the 2019 Consolidated Financial Statements for a breakdown of the Group's loans and borrowings as at 30 September 2019.

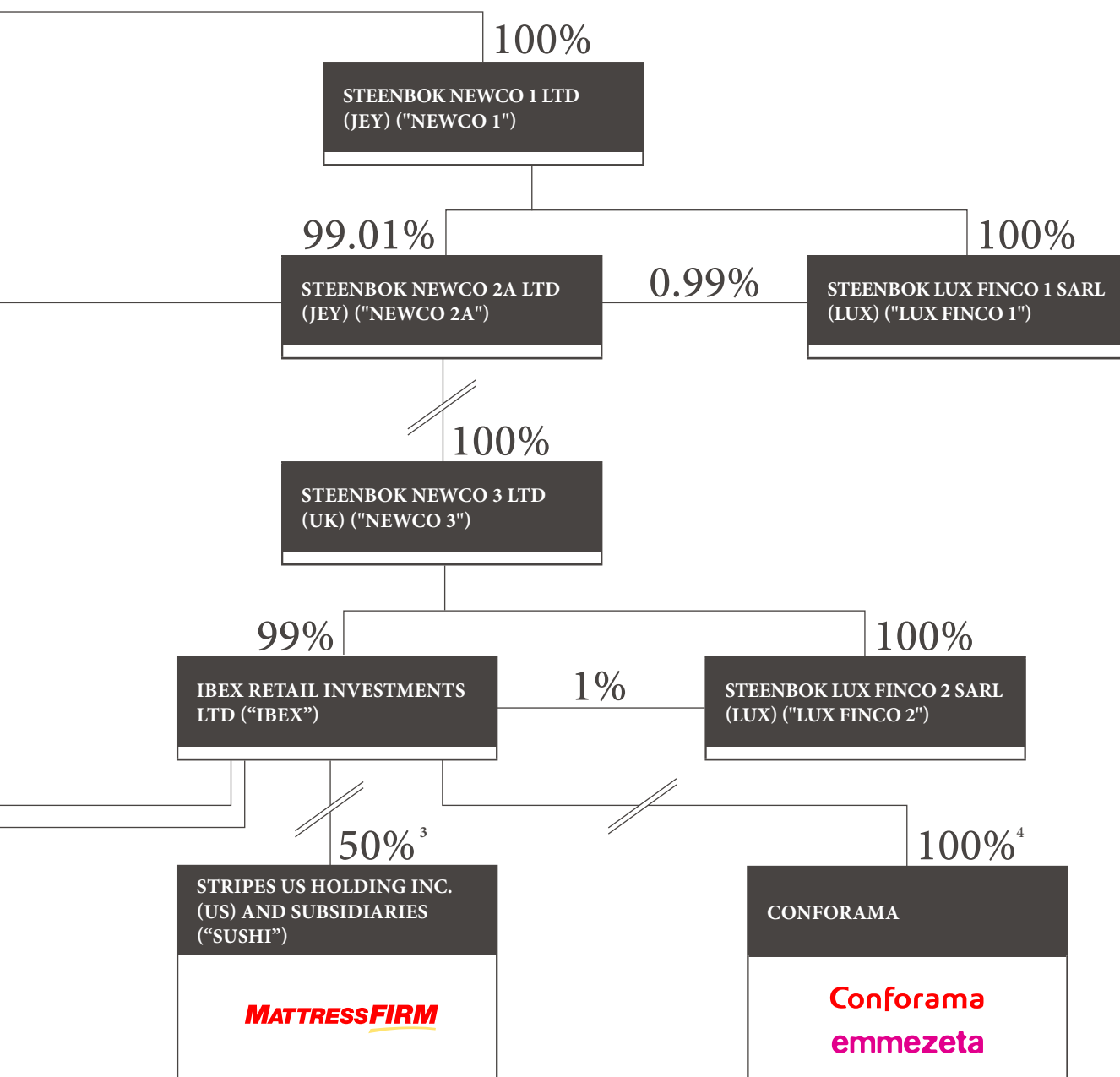
¹ Sample of OPCO brands


² Formerly IEP

³ Subject to future dilution by the new management incentive plan.

⁴ Warrants over 49.9% of the economic rights to the future returns of Conforama issued, but not exercised

INTRODUCTION
 SUMMARISED GROUP STRUCTURE AS AT 31 MARCH 2020
continued







REPORT OF THE MANAGEMENT BOARD

This Annual Report has been prepared in compliance with the requirements of Dutch law, including the DCGC.



INDEX

Introduction	18
Overview	18
Current trading performance	18
Reportable segment information	18
Presentation of discontinued operations	18
Critical accounting judgements and estimates	18
Classification of debt	19
Net debt and cash flow	19
Geographic context and impact of foreign currencies	19
Advisory fees (not included in segmental results)	19
Finance costs	20
Related party and intergroup transactions	20
Governance and leadership	20
Corporate activity during the 2018 Reporting Period	20
Corporate activity during the 2019 Reporting Period	20
Corporate activity after the Reporting Date	22
Group debt restructure	23
Forensic Investigation and Remediation Plan	25
Litigation	25
Regulatory engagement and listing	26
Shareholder meetings	26
COVID-19	26
Going concern	27
The Company's dividends on Ordinary Shares	28
Preference Shares and dividends	28
Events after the Reporting Date	28
2019 Separate Financial Statements relating to Steinhoff International Holdings N.V.	28
External audit	29
Appreciation	29

SECTION 1: FINANCIAL AND BUSINESS REVIEW

This Financial and Business Review covers the period from 1 October 2018 to 30 September 2019 and addresses the material events subsequent to the Reporting Date up to the date of this Annual Report.



The 2019 financial year was a pivotal period for the Group, during which tangible progress was made with its recovery. The financial reporting was brought up to date with the release of the delayed 2017 and 2018 Steinhoff International N.V. Annual Reports. In addition, sales processes were initiated for a number of non-core assets. The final months of the year saw the Group achieve a major milestone with the successful implementation of its debt restructuring.

FINANCIAL AND BUSINESS REVIEW

Introduction

Steinhoff International Holdings N.V. is a public limited liability company incorporated under the laws of the Netherlands and is registered with the Trade Register in the Netherlands under number 63570173, with tax residency in South Africa. The Company has a primary listing on the Frankfurt Stock Exchange ("FSE") with a secondary listing on the Johannesburg Stock Exchange ("JSE").

The Group is primarily a global holding company with investments in a diverse range of retail businesses in Africa, Australasia, Europe, the United Kingdom and the United States of America. The Group does not make material direct investments into research and development - each operation sources product from a wide range of suppliers for onward distribution through an extensive retail footprint.

This Financial and Business Review covers the financial year 1 October 2018 to 30 September 2019 ("the Reporting Period") and addresses the material events subsequent to 30 September 2019 ("the Reporting Date") up to the date of this Annual Report.

Overview

In line with the strategy of long-term value preservation for stakeholders, the Group continues to be engaged in a complex restructuring and recovery process that has encompassed all aspects of its business and has had a significant impact on its reported results for the year. During the year, the Management Board's priorities remained re-establishing stability within the Group's operations; negotiating, agreeing and implementing the restructuring plan with the Group's financial creditors; improving governance at all levels; and finalising the audited financial results for 2017 and 2018. Most of these tasks have been completed while substantial progress has been made in each of the other areas. Further details are provided throughout this Annual Report.

Stakeholders have been kept informed by regular announcements released through formal stock exchange channels. All announcements can be found on the Investor Relations website of the Company: www.steinhoffinternational.com/sens.php.

Current trading performance

During the year Steinhoff was refocused as a global holding company with a broad range of interests in the retail sector. These businesses operate a number of strong local brands and are well diversified by geography and business line. Individual businesses, such as Pepkor Africa and Pepco Group (formerly Pepkor Europe), continued to perform robustly, while others remained in turnaround but reported more encouraging recent trade, such as Mattress Firm, or, like Conforama, remained at an earlier stage of their recovery journey.

Despite the many challenges faced in the 2019 financial year, the Group reported a resilient performance, with strong results from certain businesses compensating for weaker outcomes from those still in turnaround. Total revenue from continuing operations for the year ended 30 September 2019 increased by 5% to €12.0 billion (2018: €11.4 billion), with strong contributions from Pepco Group (+12%) and Pepkor Africa (+4%).

The accompanying Operational Review deals with the performance of the trading divisions of the Group in the Reporting Period.

Reportable segment information

In compliance with IFRS, the Group reports on six continuing business segments. Two segments from the prior year have been discontinued as detailed in note 1 to the

2019 Consolidated Financial Statements. This presentation is aligned with how the Management Board views the business and with historical operational reports.

Presentation of discontinued operations

Intercompany transactions and balances between continuing and discontinued operations are eliminated within both continuing and discontinued operations. The intercompany eliminations are added back as reconciling items for segmental and operational reporting as this more closely reflects the trading conditions within each segment.

Critical accounting judgements and estimates

The preparation of consolidated financial statements requires management to make judgements and estimates that affect the application of accounting policies and the reported values of assets, liabilities, income and expenses. Actual results may differ from these estimates. Judgements have been made after taking into account all currently available information, but these could change if additional relevant information comes to light. Critical accounting estimates are those that involve complex or subjective judgements or assessments. The details of such judgements and estimates are included as part of the "Basis of Preparation" of the 2019 Consolidated Financial Statements, and readers should take note of the following items:

Judgements

1. Going concern assumptions
2. Consolidation decisions
3. Classification and completeness of related parties and affiliated parties
4. Recoverability of financial and other assets
5. Treatment of transactions involving Steinhoff shares funded by the Group
6. Presentation of liabilities
7. Impact assessment of the new IFRS 16: Leases
8. Recognition and measurement of provisions
9. Correct classification and completeness of contingent liabilities
10. Correct classification and completeness of liabilities and events occurring after the Reporting Period

FINANCIAL AND BUSINESS REVIEW

continued

Estimates

1. Estimation of uncertain tax positions
2. Estimation of future taxable profits in support of recognition of deferred tax assets
3. Estimations of inputs into discounted cash flow models relating to the impairment of goodwill
4. Estimations of inputs into discounted cash flow models relating to the impairment of intangible assets
5. Estimation of the useful life of intangible assets
6. Estimation of the recoverable amount and fair value of properties
7. Estimation of the useful life and residual values of buildings
8. Estimation of the fair value of identifiable assets and liabilities impacting the measurement of goodwill in a business combination
9. Estimation of vesting conditions relating to share-based payments

the kika-Leiner sale was only received subsequent to the 2018 Reporting Date and cash on hand of subsidiaries disposed was derecognised;

- (iv) Disposals of investments in equity accounted companies delivered proceeds of €1.3 billion (PSG €798 million; KAP €234 million; Atterbury Europe €224 million and SRP €79 million).
- (v) Loans advanced to affiliated parties during the three months to December 2017, net of loans repaid by affiliated parties during the 2018 Reporting Period resulted in an additional outflow of €488 million.

Classification of debt

In terms of the presentation requirements of IFRS, a liability should be classified as current if the reporting entity does not have an unconditional right to defer settlement of the liability for at least 12 months after the Reporting Date. As the financial restructuring plan has been fully implemented, the related liabilities are presented as non-current liabilities in the 2019 Consolidated Financial Statements.

Lenders are entitled to fees, including consent fees, early-bird fees, lock-up fees, maturity fees and roll-over fees under the terms of the Lock-Up Agreement. These fees were expensed during the second half of the 2018 financial year as well as in the 2019 financial year, and the carrying value of the liabilities increased accordingly. Please refer to note 16 of the 2019 Consolidated Financial Statements for more information.

Net debt and cash flow

The debt of the Group remains high, with total debt less cash and cash equivalents of €9.6 billion (2018: €9.1 billion) at the Reporting Date. The net debt balance increased over the Reporting Period, mostly from interest and fee accruals and the assumption by the Group of the €178 million Mattress Firm debt. The Mattress Firm debt had previously been disclosed as held-for-sale in the 2018 Consolidated Financial Statements and was subsequently transferred to SEAG during the

Reporting Period following the successful restructure of the business. This increase was slightly offset by proceeds from the disposals listed in the corporate activities section of this report.

The cash utilised in operations was €152 million for the Reporting Period (2018: utilised €17 million). Ordinary and preference dividends of €27 million (2018: €24 million) were paid to shareholders, the Group received dividends from investments of €37 million (2018: €15 million), and net interest and tax of €376 million (2018: €610 million) was paid. This resulted in a cash outflow from operations of €518 million (2018: outflow of €636 million).

The cash flows due to investing activities were as follows:

- (i) €158 million net capital expenditure;
- (ii) Proceeds from the disposal of kika-Leiner of €397 million;
- (iii) Proceeds from the disposals of investments in equity accounted companies of €564 million (KAP €293 million; POCO €271 million).

In the 2018 Reporting Period, the cash flows due to investing activities were:

- (i) €370 million net capital expenditure;
- (ii) Acquisitions of business of €30 million;
- (iii) Disposals of businesses did not result in material inflows as the proceeds from

Geographic context and impact of foreign currencies

The Group earned circa 63% (2018: 62%) of its revenue from continuing operations outside of the eurozone area. The Group's assets are spread around the globe and the non-European assets are subject to various currency fluctuations including changes in the value of the South African rand, the Australian dollar, the US dollar, the UK pound sterling, the Swiss franc and the Polish zloty.

Advisory fees (not included in segmental results)

As a result of the December 2017 events, it has been necessary for Steinhoff to engage a wide range of professional advisors to assist it with its investigative, legal, financial and regulatory requirements as it seeks to stabilise and restructure the Group. In addition, the Group is required to pay the advisor costs of each of the respective creditor groupings. The scale and complexity of this task has meant that the aggregate advisor costs for the Reporting Period have been substantial. The principal advisor relationships included:

- Legal advisors in various jurisdictions, with United Kingdom, Austria, Germany and South Africa being the most material;
- Financial restructuring and corporate advisory functions that support the Group on discussions and engagements with its creditors;

FINANCIAL AND BUSINESS REVIEW

continued

- Advisors on liquidity management and operational measures;
- Forensic investigators; and
- Regulatory and taxation advisors.

Advisory fees for the Reporting Period amounted to €158 million (2018: €117 million), as disclosed in note 4.2.8 of the 2019 Consolidated Financial Statements. These fees included €16 million (2018: €24 million) relating to the forensic investigation and technical accounting support, and €67 million (2018: €43 million) relating to creditor advisor fees.

In addition, audit fees are billed monthly for work performed and expensed in profit or loss. Following the events of December 2017, the audits for the of 2017 and 2018 financial years were extremely complex and time consuming, and required the restatement of prior year results. The audit work for 2017 and 2018 was completed over multiple periods and was expensed in both the 2018 and 2019 the applicable Reporting Periods. The majority of the 2018 audit was performed in the 2019 Reporting Period and has been expensed in the 2019 Reporting Period. The majority of the 2019 audit work was performed in the 2020 Reporting Period and will be expensed in the 2020 Reporting Period when billed.

However, legal advisory fees are expected to remain significant in the period ahead as we attempt to resolve and deal with outstanding litigation and seek redress against former executives and related parties.

Finance costs

The finance costs for the Reporting Period increased to €1 085 million (2018: €646 million). This increase excludes an additional €85 million that is included in other expenses as loss on derecognition of financial liabilities as set out in note 4.2.3 and explained in notes 16.5 and 16.7.1 of the 2019 Consolidated Financial Statements. In total the increase is mainly as a result of increased interest on borrowings following the financial restructure, as well as transaction and other costs in relation to the

Lock-Up Agreement. The new interest rates apply from the date of approval of the CVA, being 14 December 2018.

Related party and intergroup transactions

During the Reporting Period, related party relationships existed between certain shareholders, subsidiaries, joint-venture companies and associate companies within the Group, and its company directors and Group key management personnel.

All known material intergroup transactions are eliminated on consolidation.

Governance and leadership

On 19 November 2018, Louis du Preez was designated CEO, effective from 1 January 2019, following Danie van der Merwe's decision to step down as acting CEO. Louis has a wealth of commercial and corporate experience and is well-placed to lead the Group through the restructuring and into the next phase.

On 11 April 2019, the Company announced that Alexandre Nodale had stepped down as deputy CEO and as a member of the Management Board.

Philip Dieperink stepped down from the Management Board and as CFO at the conclusion of the AGM on 30 August 2019. Philip was succeeded as CFO by Theodore de Klerk, previously the Operations Director and an existing member of the Management Board.

In accordance with the terms of the Lock-Up Agreement, the Nomination Committee consulted with the creditors' governance working group in relation to the search process and identification of suitable candidates to be nominated to the Supervisory Board. Following that consultation and search process, the Supervisory Board nominated, and the General Meeting appointed, Paul Copley and David Pauker to the Supervisory Board at the AGM held in August 2019.

The Chairperson during the Reporting Period, Heather Sonn, resigned from her position on 18 May 2020 and was succeeded by Moira Moses on 22 May 2020.

Corporate activity during the 2018 Reporting Period

A significant amount of corporate activity has taken place since the discovery of the accounting irregularities in December 2017, including asset disposals, refinancings and debt restructuring activity. Further details are disclosed in note 1 to the 2019 Consolidated Financial Statements.

Corporate activity during the 2019 Reporting Period

POCO

On 4 September 2018, Steinhoff entered into a sale agreement in relation to its remaining interest in POCO, based on an agreed equity valuation of €533 million for 100% of the equity in POCO. In addition, the POCO business retained debt of approximately €140 million, with no recourse to the Group. The total consideration was €271 million. The sale was subject to competition and merger control approvals which were obtained during December 2018. Closing the POCO sale brought the German litigation proceedings with the entities owned by Seifert to an end.

Management assessed the interest in POCO to be classified as an asset held-for-sale from April 2018 and also classified POCO as a discontinued operation in the 2018 Half-year Reporting Period. A settlement of the dispute with the Pohlmann family over the 2015 sale of their interest in POCO was reached during the 2019 Reporting Period.

Mattress Firm

On 5 October 2018, the Company announced that its Mattress Firm subsidiaries filed voluntary Chapter 11 cases in the United States Bankruptcy Court for the District of Delaware. The filing implemented a pre-packaged Chapter 11 plan of reorganisation that, inter alia, provided Mattress Firm with access to new financing to support its business and established an efficient and orderly process for closing certain underperforming store locations in the United States. Mattress Firm emerged from Chapter 11 on 21 November 2018, having successfully exited approximately 640 underperforming stores. In anticipation of

FINANCIAL AND BUSINESS REVIEW

continued

the Mattress Firm filing, Mattress Firm had access to approximately USD250 million in debtor-in-possession financing to support its ongoing operations during the Chapter 11 cases. On emergence from Chapter 11, Mattress Firm drew down on a four-year exit facility term loan in the original principal amount of USD400 million, a portion of which was used to repay the debtor-in-possession facilities, and had access to an additional undrawn exit asset backed lending facility in the amount of USD125 million.

In accordance with the terms of the exit facilities, the exit facility lenders received their pro rata share of 49.9% of the equity in SUSHI, the owner of Mattress Firm. The Group retained a 50.1% equity interest in SUSHI. Both the lenders' and the Group's shareholding is subject to a total dilution of up to 10% by a management incentive plan.

On 5 October 2018, as part of the reorganisation, SUSHI shares were contributed to SEAG from the Company.

The Mattress Firm sub-group was moved within the Group structure from directly below the Company to become a subsidiary of SEAG. This move facilitated the restructuring of certain material intercompany loans owed by SUSHI and the Mattress Firm Group.

In relation to their equity stake, the exit facility lenders and the Group executed a stockholders' agreement that governs, among other things, shareholder rights in relation to the governance of SUSHI and sales of their respective equity interests. The exit facility lenders also received a USD150 million payment-in-kind facility that has a five-year maturity. The Management Board has considered the shareholding and governance structures of SUSHI and determined that the Group lost control of SUSHI on 21 November 2018. Mattress Firm was included as a discontinued operation until 21 November 2018, and thereafter as an equity accounted investment in the Group's 2019 Consolidated Financial Statements.

Shortly after the Mattress Firm filing, but as part of that restructuring plan, SUSHI launched an English law scheme of arrangement. The SUSHI Scheme was sanctioned on 12 November 2018 and, following completion of certain other steps, became effective on 16 November 2018.

Pepkor Africa

On 23 November 2018, Pepkor Africa announced that it had agreed to terminate its existing commercial relationship with Cencap and to build its own credit books. In addition, Pepkor Africa agreed to purchase 100% of the issued shares in FGI, which provides insurance products to Pepkor Africa's customers under the Abacus brand from Wands for a purchase price of approximately ZAR150 million (€9 million). For further details refer to <https://www.pepkor.co.za/>.

Steinpol

On 11 January 2019, the sale of Steinpol, a non-core manufacturer of upholstered furniture, operating eight factories in Poland and one in Hungary, was agreed. Steinpol was classified as held-for-sale at 30 September 2018 and a discontinued operation in all years presented. There was no material impact to profit or loss in the 2019 Consolidated Financial Statements.

Campion Group

In January 2019, the Group concluded various agreements with the Campion Group, the main terms of which included the receipt by the Group of a number of investments in settlement of a number of outstanding loans owing to the Group. The investments included:

- Approximately 25.5 million Brait shares,
- Approximately 30 million Steinhoff International Holdings N.V. shares (held by SSUK and Town Investments),
- Legal ownership of Town Investments,
- Legal ownership of 55% of GT Branding.

The Brait shares had a carrying value of €40 million after recognising an impairment of €17 million. Subsequently, SFHG sold the listed Brait securities for €37 million, resulting in a further fair value loss of €3 million.

The acquisition of the shares in GT Branding resulted in GT Branding becoming a wholly owned subsidiary. This ownership gave the Group control over the underlying brands and facilitated the disposal process.

KAP

In March 2019, the Management Board approved an accelerated bookbuild for the sale of the Group's remaining 694 million ordinary shares in KAP. The shares were successfully placed at a price of ZAR6.85 per share on 26 March 2019, raising total gross proceeds of ZAR4.8 billion (€293 million).

Unitrans – Automotive

On 28 March 2019, the Group announced that it had reached an in-principle agreement to dispose of 74.9% of Steinhoff Africa's shares in Unitrans Motor Holdings Proprietary Limited and its subsidiaries ("Unitrans"), and 100% of the loan claims against Unitrans held by Steinhoff Africa, to CFAO Holdings South Africa Proprietary Limited ("CFAO"). Under the terms of the transaction the parties also agreed to dispose of the Group's remaining 25.1% interest in Unitrans, as part of a Broad-Based Black Economic Empowerment transaction. The Board commenced the disposal process during the second half of the 2018 financial year, and management determined that the criteria to classify Unitrans as a discontinued operation were met. The Unitrans assets were revalued to their fair value less expected cost of disposal at 30 September 2018. Unitrans was assessed as held-for-sale at the 30 September 2018 and 30 September 2019 reporting dates.

On 27 November 2019 the Group announced the financial closing of the sale of the 74.9% stake to CFAO, effective 25 November 2019, and that agreement had been reached to sell the remaining 25.1% to Kapela, a Broad-Based Black Economic Empowerment investment group. This second transaction has an effective date of 19 December 2019.

FINANCIAL AND BUSINESS REVIEW

continued

Properties – Africa

The Group commenced a process, post March 2019, to dispose of the remaining property portfolio of the property division in Africa. Management considered various disposal options in order to optimise the balance sheet and unlock value for shareholders.

The portfolio consists of retail, office, warehouse, dealerships, truck shops, vacant land and residential properties, and includes properties tenanted by the Group and third parties.

At 30 September 2019 the Africa property portfolio met the criteria to be classified as held-for-sale.

Conforama

Conforama is engaged in a broad-based restructuring to reduce its losses and build a clear path to profitability. During the Reporting Period, restructuring activity was focused on its French retail operations.

The French Commercial Court of Meaux, on 11 April 2019, approved an amicable restructuring agreement entered into between Conforama and its creditors, as part of a French law “conciliation” process which provided the framework for refinancing negotiations. This ruling allowed Conforama to implement its financial restructuring. The key terms of the financial restructuring included a total nominal value of €316 million new money financing (including undrawn and conditional commitments) and warrants in favour of the new money funders over 49.9% of the economic rights to the future returns in Conforama. The first tranche of the funds, amounting to €205 million, was made available on 15 April 2019 and the warrants were issued on 29 May 2019. These warrants have not been exercised.

The Management Board has considered the shareholding and governance structures of Conforama and determined that the Group has retained control of Conforama. Management has similarly determined that Conforama had not met the requirements to be classified as held-for-sale or as a discontinued operation at the Reporting Date.

On 2 July 2019 Conforama announced a project to restructure and transform its French operations over the following 18 to 24 months. This project includes the closure of specific unprofitable stores that have no prospect of recovery, including 32 Conforama stores and 10 Maison Depot stores. The plan also aims to restructure central functions to better align them with store activities. The project also includes measures to make stores more client oriented and efficient. In total, the project could result in up to 1 900 job-cuts. Further details of the costs incurred are disclosed in notes 4.2.9 and 21.5 to the 2019 Consolidated Financial Statements.

Pepco Group (previously Pepkor Europe)

During August 2019, Pepco Group concluded a refinancing of its bank facilities and, in doing so, significantly reduced the overall level of financing costs for the Pepco Group business. The new financing provides additional facilities to Pepco Group to support the implementation of its business plan.

On 30 September 2019, Steinhoff informed the market that this fast-growing, multi-format pan-European discount variety retailer, had been renamed Pepco Group, to more directly link the business to PEPCO, its market leading Central European retail operation.

Hemisphere

Hemisphere, the Group’s major European property-owning subsidiary, entered into a Lock-Up Agreement with its lenders in July 2018. This agreement, among other matters, imposed a standstill obligation on lenders aimed at facilitating the restructuring of Hemisphere by providing the parties with a period of stability whilst the relevant documents were negotiated.

The restructuring of the financial indebtedness was implemented on 5 September 2018, resulting in a new, secured, three-year term loan facility of approximately €775 million. The Company was released as guarantor of the Hemisphere group’s syndicated rolling credit. A Contingent Payment Undertaking (“CPU”) was signed between Steinhoff International Holdings N.V. and the lender group which had the effect of replacing the Steinhoff International Holdings N.V. guarantee.

The Hemisphere group continued with the policy of disposing the properties and repaying the debt.

The book value of the land and buildings in the remaining Hemisphere portfolio amounted to €222 million as at 30 September 2019 (2018: €241 million).

The company remains committed to a sale of the Hemisphere properties and the directors continue to believe that the held-for-sale classification remains appropriate for these assets.

Further details are disclosed in note 16.6 to the 2019 Consolidated Financial Statements.

ABRA

On 18 September 2019 it was resolved to sell the Group’s shareholding in ABRA. The transaction was concluded in October 2019.

At 30 September 2019 ABRA met the criteria to be classified as held-for-sale.

Corporate activity after the Reporting Date

Blue Group

On 15 November 2019 the Group announced that, in line with its strategy of simplifying the Group’s portfolio and deleveraging its balance sheet, it had reached agreement to sell the Blue Group Hold Co Ltd, the owner of Bensons for Beds, Harveys Furniture and upholstery & bedding manufacturers Relyon, Steinhoff UK Beds and Formation Furniture, to Alteri Investors. This disposal was subject to regulatory approval.

At 30 September 2019 the Blue Group met the criteria to be classified as held-for-sale.

Greenlit Brands

On 18 November 2019 Greenlit Brands announced that it had reached agreement to divest its General Merchandise division, including the Best & Less, Harris Scarfe, Postie (NZ) and Debenhams Australia brands, to Allegro Funds. Disposal of the General Merchandise business has enabled Greenlit Brands to concentrate on its core household goods brands, which enjoy strong positions in the Australian and New Zealand markets. The transaction was completed in early December 2019. Greenlit Brands

FINANCIAL AND BUSINESS REVIEW

continued

remains a wholly owned subsidiary of Steinhoff International Holdings N.V.

At 30 September 2019 the Greenlit Brands General Merchandise division met the criteria to be classified as held-for-sale.

Sherwood Bedding

In line with the strategy mentioned above, the Group's shareholding in Sherwood Bedding, a leading manufacturer in the US private label/original equipment manufacturer bedding market, was sold to Tempur Sealy in January 2020. Sherwood Bedding operates four manufacturing facilities in the United States of America.

At 30 September 2019 Sherwood Bedding met the criteria to be classified as held-for-sale.

Conforama

The Conforama group decided to dispose of the Conforama Iberia business and embarked on a process to identify potential buyers. An agreement of sale was signed in February 2020, however following the uncertainties around COVID-19 this transaction has subsequently lapsed.

The position of Conforama's business in France has remained uncertain in the period following the COVID-19 outbreak and, to date, the Group has been unable to secure the state-guaranteed loan, for which it was eligible, to support the business through this difficult period. Conforama France is currently exploring near term options, including a potential sale of the business.

Pepco Group

On 8 November 2019, the Group stated that it was considering and evaluating a range of strategic options for the Pepco Group, including a potential IPO. This process remains in its early stages and no definitive decision has been taken with respect to any specific course of action or timing.

Group debt restructure

The Group has been engaged in substantial and complex debt restructuring processes since December 2017. Financial restructuring activity completed in the Reporting Period is summarised below.

Company Voluntary Arrangements (CVAs)

As part of the proposed European financial restructuring detailed in the Lock-Up Agreement, on 30 November 2018, the SEAG CVA and the SFHG CVA were filed with the English court. The SEAG CVA and the SFHG CVA implemented the restructuring plan outlined in the Lock-Up Agreement. The CVA proposals, together with certain supporting documentation, can be downloaded from www.steinhoffinternational.com.

The meetings of the financial creditors and members of SEAG and SFHG to vote on the SEAG CVA and SFHG CVA, as applicable, were held on 14 December 2018. The SEAG CVA and the SFHG CVA were each approved by the requisite majorities of their respective creditors and by their members.

As no challenges remained to the SEAG CVA nor the SFHG CVA within the challenge period, no further challenges were permitted. Certain relevant terms of the SEAG CVA and the SFHG CVA, including the interim moratoria, continued to apply and the Group continued to work towards the implementation of the financial restructuring.

The Implementation Conditions Notice was issued on 12 July 2019. This prompted a period for the calculation of creditor entitlements under the new debt instruments. The final step was the issuance of the Implementation Commencement Date notice which prompted business transfers and the execution of the necessary documents immediately prior to the final steps and closing.

The financial restructuring of the Group became effective on 13 August 2019, when the SEAG and SFHG CVAs were successfully implemented. Under the terms of the CVAs, the existing debt instruments in SEAG and SFHG were reissued with effect from 13 August 2019, with a common maturity date of 31 December 2021. No cash interest is payable in this period, as interest will accrue and is only payable when the debt matures, providing the Group with a period in which it can concentrate on reducing debt and restoring value.

On 14 December 2018, being the CVA approval date, the lenders agreed to start implementing the restructuring plan once certain conditions precedent had been fulfilled. From this date interest accrued at the newly agreed interest rates, which resulted in a substantial modification of the old debt instruments.

New facility	Facilities replaced
21/22 Term loan facility	SFHG 2021 and 2022 convertible bonds
23 Term loan facility	SFHG 2023 convertible bonds
First lien term loan facility	SEAG debt
Second lien term loan facility	SEAG debt

FINANCIAL AND BUSINESS REVIEW
continued

STEINHOFF INTERNATIONAL HOLDINGS N.V. CONSOLIDATED DEBT POSITION (excluding independently raised OpCo financing)	13 August 2019 Unaudited	30 September 2019 Audited
Total SEAG debt* (Steenbok Lux Finco 2)	€5.79bn	€5.89bn
New Lux Finco 2 First Lien Loan	€2.05bn	€2.08bn
New Lux Finco 2 Second Lien Loan	€3.74bn	€3.81bn
Total SFHG debt* (Steenbok Lux Finco 1)	€2.94bn	€2.99bn
New Lux Finco 1 21/22 Loan	€1.75bn	€1.78bn
New Lux Finco 1 23 Loan	€1.19bn	€1.21bn
Total SEAG and SFHG debt	€8.73bn	€8.88bn
Hemisphere**	€0.36bn	€0.36bn
Total***	€9.09bn	€9.24bn

<ul style="list-style-type: none"> • Maturity: December 2021 • Coupon <ul style="list-style-type: none"> – SEAG First Lien: 7.875% PIK – SEAG Second Lien: 10.75% PIK – SFHG: 10% PIK – Semi-annual compounding
--

* Notional amount, excluding interest, outstanding post CVA implementation for SEAG and SFHG.

** Hemisphere debt is disclosed as at 31 March 2019. Property portfolio is reviewed with the aim of settling Hemisphere debt.

*** Steinhoff International Holdings N.V. debt excludes operational financing raised independently by the individual operations. Furthermore, please note that €0.2 billion of the SEAG debt included above is unguaranteed.

Super senior tranches included in the First Lien amounts.

Pursuant to the terms of the financial restructuring, legally implemented on 13 August 2019, amongst other things:

- the Group's substantive financial debt was re-documented on more uniform and market standard terms in the form of first and second lien facilities agreements dated 12 August 2019 (the "Facilities Agreements");
- certain companies were incorporated within the Group to create a new intermediate holding structure below the Company but above the key non-South African businesses and assets of the Steinhoff Group (the "Steenbok Group"). The newly incorporated parent company of the Steenbok Group is Steenbok Newco 3 Limited ("Newco 3") (refer to the Group structure chart in note 29.4 to the 2019 Consolidated Financial Statements); and
- certain individuals were nominated by the lenders in respect of the Facilities Agreements and were subsequently appointed by the Company to various boards of the key companies in the holding structure of the Steenbok Group.

The restructuring steps implemented pursuant to each of the SEAG CVA and SFHG CVA seek:

- (i) to revise the terms of the Group's principal European debt instruments, and the guarantees of such debt instruments, to provide a common set of covenants and security package and a maturity date set sufficiently in advance (being 31 December 2021);
- (ii) as a result of those maturity dates, to afford the Group the opportunity to seek to improve the value of its assets for the benefit of its creditors and avoid a situation whereby SEAG's (subsequently represented by Newco 3) and SFHG's (replaced by Newco 2a) assets would be realised in a distressed scenario, potentially reducing any returns to SEAG's or SFHG's creditors;
- (iii) through the revised debt terms, to improve the Group's liquidity position by providing that the interest accruing on the new debt pursuant to the restructuring will be payment-in-kind ("PIK"), rather than in cash;

(iv) the PIK rate applicable to the New Lux Finco 1 Debt will be 10% per annum. The PIK rates applicable to the New Lux Finco 2 Debt will be:

- a. 10% per annum in relation to a "Super Senior Facility Loan";
- b. 7.875% per annum in relation to a "Facility A1 Loan" or a "Facility B1 Loan"; and
- c. 10.75% in relation to a "Facility A2 Loan" or a "Facility B2 Loan".

Such PIK interest rates may increase in the event that certain creditor approved nominees are not appointed, if required following a vacancy, to the Supervisory Board of the Company;

(v) the cap on recoveries against the Company will be increased from 5% per annum to 10% per annum in respect to the SEAG Contingent Payment Undertaking (as defined in the CVAs), and a cap of 10% per annum will be instated on recoveries against the Company in respect to the 2021/2022 Contingent Payment Undertaking, the

FINANCIAL AND BUSINESS REVIEW

continued

2023 Contingent Payment Undertaking and the SIHPL Contingent Payment Undertaking (as defined in the CVAs);

- (vi) The new SEAG debt facility contains provisions that regulate the steps to be taken if the new SEAG HoldCo decides to undertake a material asset disposal outside of a default scenario. If, in addition to Newco 3 approval, that material asset disposal also requires approval by the General Meeting, the matter will be put to the General Meeting. If the General Meeting does not approve the sale, there is a requirement that within approximately 75 days the SEAG debt is prepaid in amount equal to the net proceeds that would have been obtained on the proposed sale. If the Company does not raise the required funds within the required time to make the prepayment an event of default under the new debt facilities will occur. For more details please refer to the CVA Proposals and the new SEAG finance documentation.

A copy of which is available on www.steinhoffinternational.com; and

- (vii) To implement (or provide the framework to implement) revised corporate governance across the European holding companies in order to supplement and support the functions and specifications of those holding companies including the appointment of new directors to certain companies within the SEAG Group and the establishment of a Litigation Working Group.

The Group has announced that it intends to implement a number of steps to reduce its debt burden. Within this, the Steenbok Group in particular is now required to be run for the benefit of its creditors (including those under the Facilities Agreements) ahead of the benefit of its shareholders. Planned steps include the managed realisation of investments and assets including a possible IPO or sale of the Pepco Group.

The lenders have additional rights pursuant to the terms of the Facilities Agreements as a result whereof their consent is required ahead of an IPO and certain lenders have the right to participate in the IPO as cornerstone investors.

Contingent Payment Undertaking

On implementation of the CVAs, the terms of the parent guarantees were amended by Steinhoff N.V. and SIHPL into the Contingent Payment Undertakings, whereby Steinhoff N.V. and SIHPL undertake to repay the original principal amounts for each facility in the event of a default. For further details refer to note 9 to the 2019 Separate Financial Statements.

Forensic Investigation and Remediation Plan

PwC delivered its forensic report to the Group's lawyers, Werksmans, in mid-March 2019 and the Company provided the market with an overview of this report. After reviewing the findings of both the PwC report and its own internal investigation, the Management Board developed and began to implement a Remediation Plan designed to address the causes of the various governance failures and their consequential impacts on the Group. The Remediation Plan addresses all the potential areas of weakness that have been identified to date, together with their regulatory consequences. It also identifies outstanding tasks, those responsible for their execution and the timeline for delivery.

To ensure that the Remediation Plan achieves its objectives, the Company appointed Louis Strydom as Chief Compliance and Risk Officer (CCRO) with effect from 1 July 2019.

Mr Strydom has significant prior experience of the issues facing the Group as he was previously head of the PwC forensic team responsible for the Steinhoff investigation. He reports directly to the CEO, with reporting responsibility to the Audit and Risk Committee.

The Remediation Plan has been endorsed by the Supervisory Board, which ultimately oversees its implementation. For further

details on progress with the implementation of the Remediation Plan, please refer to the Risk Report.

PwC was also requested to undertake a further phase of investigative work in respect of certain issues identified that are deemed not to be material to the Company's financial statements, but which may be significant for other reasons including recovery proceedings and therefore required further investigation, conclusion and resolution.

Litigation

Various legal proceedings have been instituted against the Group, and litigation remains a significant challenge. In parallel with these various court processes, the Management Board, assisted by the Company's Litigation Working Group, and the Group's legal advisors continue to work towards a resolution of outstanding claims against the Group.

The majority of the claims will not have an impact on the 2019 Consolidated Financial Statements as the amounts and timing thereof could not be measured with sufficient reliability at the date of this Annual Report, and as such are being disclosed as contingent liabilities in note 22.3 to the 2019 Consolidated Financial Statements.

Details of material claims provided are included in notes 21.3 and 21.4 to the 2019 Consolidated Financial Statements. Please also refer to the contingent liabilities and other litigation detailed in note 22.3 to the 2019 Consolidated Financial Statements.

In parallel, the Group is also evaluating potential claims it may have against third parties, and recoveries against implicated entities and individuals are being initiated where appropriate. Proceedings against members of the former management team were instituted as a first step in this process. Subsequently, claims were initiated against Top Global, an entity linked to the Talgarth Group, and Mayfair Speculators, a company linked to Mr Markus Jooste.

FINANCIAL AND BUSINESS REVIEW

continued

Regulatory engagement and listing

The Group continues to engage with regulators and, through this process, has received and addressed various notices of regulatory investigations.

Steinhoff was invited to present to the South African Parliament on several occasions during 2018 and 2019 and used these opportunities to update parliamentary committees on the progress made since the announcements in December 2017.

The Company remains in contact with the Company's principal stock-market regulators regarding its listings: the AFM in the Netherlands, the FSE and the Federal Financial Supervisory Authority of Germany (Bundesanstalt für Finanzdienstleistungsaufsicht) and the JSE and the Financial Sector Conduct Authority (FSCA) in South Africa.

On 12 September 2019 the FSCA informed the market that it had concluded its investigation into the Steinhoff Group and found that the Group had contravened the Financial Markets Act No 19 of 2012 in the period prior to the discovery of significant accounting irregularities at the Company in December 2017. The FSCA imposed an administrative penalty of R1.5 billion on Steinhoff but resolved to remit a portion of the administrative penalty resulting in Steinhoff paying a penalty of ZAR53 million. The FSCA took into account, *inter alia*, the need to avoid penalising innocent shareholders further, in recognition of the fact that the fraud was perpetrated by former employees and acknowledging the co-operation of the current management team. There are no further enforcement FSCA actions outstanding against the Steinhoff Group.

Steinhoff is co-operating with the various prosecution authorities and regulators in South Africa and other jurisdictions as they continue their investigations into individuals and entities implicated in relation to the events uncovered in December 2017. The South African authorities have approached PwC, which completed the independent forensic report commissioned by Steinhoff, and engaged them to perform additional

expert forensic work to assist in the criminal investigation. Steinhoff supports this initiative and has agreed to contribute funds to cover a substantial portion of the costs of the PwC work, due to the size and complexity of the investigation required. Steinhoff's role is limited to co-operation and providing a portion of funding for the project only. The funding is to be provided on an arms-length basis, with Steinhoff having no ongoing involvement in the investigation, the extent thereof and report-back process.

The Group remains committed to co-operating and maintaining open communication lines, with all regulators and this approach forms an integral part of the Group's Remediation Plan.

Shareholder meetings

A general meeting of shareholders was held in Amsterdam on 30 August 2019. At this meeting all resolutions proposed, including the appointment of the two new members of the Supervisory Board, Paul Copley and David Pauker, were approved. Steve Booysen and Angela Krüger-Steinhoff both stepped down as members of the Supervisory Board at the conclusion of the meeting.

At the extraordinary general meeting held on 12 November 2019 Mazars Netherlands was appointed as the external auditor for the Steinhoff Group for the financial year ended 30 September 2019.

COVID-19

The COVID-19 pandemic has had a material impact on the Group's retail businesses in the period since the 2019 year-end, most notably from mid-March 2020 when lockdowns were initiated in Europe and South Africa. These measures resulted in the partial or full closure of many of our general merchandise stores, or restrictions on trading hours, and the closure of our offices.

Given the significant impact on revenues and consequent adverse impact on cash, in mid-March management acted swiftly to implement a definitive COVID-19 response strategy. Initially, this focused on ensuring employee and customer safety, securing liquidity and preserving and maximising the Group's cash position. Thereafter, attention turned to the actions necessary to return to a more normal trading position, particularly with regard to enhanced online trading (where regulations allowed), securing seasonal inventory, and to positioning the businesses to take advantage of the longer term opportunities resulting from the changed competitive environment.

The Group's liquidity position was addressed at operating entity level, in co-operation with the respective financiers where applicable. Cash positions were maximised through the immediate draw down of committed facilities, working collaboratively with key suppliers to defer or cancel stock commitments, appropriate use of government support and funding schemes in territories where criteria were met and reducing discretionary expenditure.

Throughout this period, the safety of our employees and customers has been paramount. Significant operational changes have been made in our stores and offices including PPE provision where relevant for colleagues and customers, the installation of Perspex screens at till points, introduction of sanitisation stations, adoption of rigorous social distancing practices and encouraging payment by card. All of this has been achieved while adhering strictly to country specific government regulations and has required clear communication to our customers.

FINANCIAL AND BUSINESS REVIEW

continued

Poundland stores in the United Kingdom and selected Pepkor offerings in southern Africa were designated as 'essential retail' and were able to continue trading throughout the lockdown period. Apparel and general merchandise, and household goods stores, were mainly closed during April but began to re-open on a selective basis during May, with some stores also seeing government-imposed restrictions such as reduced trading hours and range restrictions. Across May 2020, as restrictions were lifted, stores reopened progressively, to the point where over 95% of the estate was trading by the end of the month. Encouragingly, since re-opening revenue has trended back towards pre-lockdown levels.

While initial trading has been better than expected, as stores benefited from pent-up demand at re-opening, the sustainability of this demand is uncertain. The Group's main trading subsidiaries, with their more resilient and defensive discount and value offering, are, however, confident that they are well positioned to gain market share in the post-COVID-19 'new economy'.

The outlook remains uncertain and it is too early to determine the full impact of the pandemic on the performance of the Group for the 2020 financial year. It is clear, however, that the virus outbreak and resulting restrictions will have a negative impact on overall turnover and the underlying business performance during this period.

Each of the Group's large operating subsidiaries is independently funded and is not dependent on the Group for financial support. Currently all subsidiaries, excluding Conforama France, are producing stronger cash flows than originally anticipated and have sufficient liquidity to support their current management forecast.

As certain countries have eased lockdown measures earlier than the Group's forecasts anticipated, and with post lockdown sales performance materially better than our forecast assumptions, the Group's cash position as of early June was significantly stronger than anticipated at the outbreak of the pandemic. The Group's cash forecast and requirements

are being kept under active review and structures enabling quick decision making are in place to ensure that if any further initiatives are required to protect the Group's position they can be implemented swiftly.

Going concern

In determining the appropriate basis of preparation for the 2019 Consolidated Financial Statements, the Management Board is required to consider whether the Group can continue in operational existence for the foreseeable future. With the conclusion and implementation of the CVA, the existing debt instruments in SEAG and SFHG were reissued with effect from 14 December 2018, with a common maturity date of 31 December 2021. No cash interest is payable in this period, as interest will accrue and is only payable when the debt matures, providing the Group with a period in which it can concentrate on reducing debt and restoring value. The Group and the Company's cash flow forecasts indicate that the Group and the Company can, based on certain critical assumptions, continue in operational existence for the foreseeable future, namely for 12 months after the date of authorisation of the 2019 Consolidated Financial Statements. However, the Management Board draws shareholders' attention to the following material uncertainties that are key in arriving at the forecasted cash flows, namely:

Litigation and Regulation

As disclosed above, the Group and the Company are subject to several legal claims and regulatory investigations. A key assumption in both the Group and Company cash flow forecasts is that no material judgements or fines are issued against the Group or Company that will become payable during the next 12 months. The Supervisory Board and the Management Board, assisted by the Litigation Working Group, and in consultation with the Group's attorneys, continue to assess the merits of, and responses to, these claims, and provide feedback to the regulatory bodies. Defences have been filed by the Group in various legal proceedings and the Company and applicable subsidiaries

have co-operated with various regulators in their investigations. However, there remains a material uncertainty as to the ultimate impact of litigation and regulatory enforcement on the liquidity of the Group. The majority of the claims and fines do not have an impact on the 2019 Consolidated Financial Statements. These claims are contingent liabilities and have been disclosed in note 22.3 to the 2019 Consolidated Financial Statements.

Tax

Tax remains a material uncertainty, as the tax impact of the accounting irregularities identified, and the consequential effects thereof, remain uncertain. This situation is exacerbated by the fact that these irregularities impact multiple jurisdictions and the finalisation of their treatment will require substantial analysis and negotiation with multiple tax authorities. A key assumption is therefore that the tax assumptions built into the current cash forecast, for both the Group and Company, continue to apply and that no unexpected material assessments are issued by the relevant tax authorities. The steps necessary for the implementation of the CVAs were complex and multi-jurisdictional, giving rise to an element of risk regarding the tax consequences thereof. The Group has engaged with professional tax advisors in numerous jurisdictions to determine the ultimate tax consequences, with a view to ensuring that the associated element of risk arising from the CVAs is mitigated.

COVID-19 Supply-side

The risk of the COVID-19 pandemic on the supply of inventory throughout the Group is a significant uncertainty of which the extent and ultimate impact is unknown. The supply chain impact of imported inventory could be material to certain of our operating businesses where significant volumes of inventory are imported from affected countries. Alternative sourcing could have a severely adverse effect on margins. However, businesses in the Group are taking a number of steps to mitigate any potential effect, including alternative sourcing arrangements.

FINANCIAL AND BUSINESS REVIEW

continued

Demand-side

Many of the countries in which the Group does business implemented broad-based steps to contain the spread of COVID-19, resulting in significant restrictions on movement and public gatherings, and the closure of commercial facilities. These measures resulted in the partial or full closure of a number of the Group's general merchandise stores, or restrictions on trading hours, in a number of markets, including South Africa, France, Spain, Poland and the Czech Republic.

As a result, turnover will in all probability reduce, particularly in general merchandise, and this will continue for the duration of these restrictions. The performance of the Group's fast-moving consumer goods focused businesses has been more resilient, partially offsetting this impact.

While the Group is confident that the actions it is taking to address the impact of the COVID-19 pandemic are appropriate and timely, the situation remains fast changing and uncertain and is subject to continuous review.

Conclusion

The Management Board draws shareholders' attention to the following facts:

- (i) that in the Group's 2019 Consolidated Financial Statements liabilities exceed assets; and
- (ii) that these material uncertainties extend beyond the foreseeable future.

These facts therefore cast significant doubt upon the Company and Group's ability to continue as a going concern beyond the foreseeable future. If the Group and the Company are to continue as a going concern, the Management Board and the operational management team require sufficient time to continue stabilising the Group and re-establishing value at operational level. This will enable the Group and the Company to realise assets in a non-distressed fashion and thus maximise value, enhancing the Group's ultimate ability to repay or reduce debt to manageable levels.

This will also maximise the return to all stakeholders. At the same time a solution for the litigation initiated against the Group will need to be sought and implemented.

The Company's dividends on Ordinary Shares

Given the Group's ongoing liquidity constraints, the Management Board, with the approval of the Supervisory Board, has resolved not to propose dividends on the Group's Ordinary Shares until further notice. On the Reporting Date and at the date of publication of this report, the Ordinary Shares remain listed and traded on the FSE and the JSE.

Preference Shares and dividends

Suspension of the Steinhoff Investment Holdings Limited preference shares on the JSE

Steinhoff Investment Holdings Limited ("SINVH") is a wholly owned subsidiary of the Company and is the issuer of variable rate, cumulative, non-redeemable, non-participating preference shares with a capital value of ZAR1.5 billion. The preference shares are listed on the JSE. Following the events of December 2017, SINVH was unable to publish its Consolidated Financial Statements for the year ended 30 September 2017 by the requisite date, namely 28 February 2018. The listing of the preference shares was therefore suspended by the JSE effective 1 March 2018 and remains suspended. The consolidated and separate annual financial statements for the year ended 30 September 2019 were released on 29 May 2020, ahead of the release of the delayed annual financial statements for the earlier years, in order to give the market the most recent financial information as soon as possible. It is Steinhoff Investments' intention that the financial statements for the earlier years will be released before the end of 2020 and that regular reporting will resume with effect from the 2020 full year results. These preference shares are included as non-controlling interest: preference share capital.

Preference share dividends – SINVH

On 27 February 2019, the board of SINVH declared a gross dividend of 418.09418 South African cents per SINVH preference share, paid on Monday 29 April 2019.

On 22 August 2019, the board of SINVH declared a gross dividend of 419.33733 South African cents per SINVH preference share, paid on Monday 14 October 2019.

On 21 February 2020, the board of SINVH declared a gross dividend of 416.90753 South African cents per SINVH preference share, paid on Monday 30 April 2020.

The SINVH preference shares dividends are payable in South African Rands and are subject to local dividend withholding tax of 20%.

Events after the Reporting Date

Aside from the corporate activity, the extraordinary general meeting, the outbreak of the COVID-19 pandemic and the change in Chairperson, all as set out above, no other material events have occurred after the Reporting Date.

2019 Separate Financial Statements relating to Steinhoff International Holdings N.V.

The Company's financial statements, reflecting the Company as a separate global holding company, are included after the 2019 Consolidated Financial Statements. Holding company stand-alone financial statements are often confusing in nature as the operational transactions take place within the group companies and all that is reflected in the holding company financial statements are the transactions typically associated with a listed holding company (investment in subsidiaries, acquisitions and disposals, dividend and interest income, foreign exchange gains or losses, management fees, profit or loss on disposal of investments and the recognition or derecognition of financial liabilities arising from guarantees related to debt of subsidiary companies).

FINANCIAL AND BUSINESS REVIEW

continued

During the Reporting Period, the Company derecognised its commitment to financial liabilities arising from guarantees related to its subsidiary company pre-CVA debt totalling €6 392 million (2018: recognised €905 million), recognised additional financial liabilities of €1 916 million relating to Contingent Payment Undertakings and further impaired the investments in its subsidiaries by €9 million (2018: €940 million). For further information refer to notes 2.2, 5.1 and 9.2 to the 2019 Separate Financial Statements.

External audit

The 2019 Consolidated Financial Statements have been audited by the external auditor, Mazars Netherlands ("Mazars"), and their opinion is set out in the 2019 Consolidated Financial Statements. As was the case for the 2017 and 2018 Consolidated Financial Statements, the external auditor has given a 'disclaimer of opinion'. In addition, in this report Mazars has also included an emphasis of matter.

Given the specific circumstances of the Company, in preparing the 2019 accounts the Management Board was faced with significant and multiple uncertainties, which have been described in the notes on Critical Accounting Estimates and Judgments set out in the Basis of Preparation of the 2019 Consolidated Financial Statements.

The International Standard on Auditing 705 (REVISED) establishes three types of modified opinions, namely, a qualified opinion, an adverse opinion, and a disclaimer of opinion.

Under these International Auditing Standards the auditor shall disclaim an opinion when the auditor is unable to obtain sufficient appropriate audit evidence on which to base its opinion, and the auditor concludes that the possible effects on the financial

statements of undetected misstatements, if any, could be both material and pervasive, or the auditor shall disclaim an opinion when, in extremely rare circumstances involving multiple uncertainties, the auditor concludes that, notwithstanding it having obtained sufficient appropriate audit evidence regarding each of the individual uncertainties, it is not possible to form an opinion on the financial statements due to the potential interaction of the uncertainties and their possible cumulative effect on the financial statements.

These significant uncertainties resulted in a 'disclaimer of opinion' from Mazars for the 2019 Consolidated Financial Statements. In its auditor's report Mazars details its reasons for arriving at this conclusion and it is clear that the Company has once again found itself in the extremely rare circumstance described above, namely that because of multiple uncertainties, Mazars cannot form an opinion on the Financial Statements due to the potential interaction of the uncertainties and their cumulative effect on the 2019 Consolidated Financial Statements.

The uncertainties listed and explained in the Audit Opinion are as follows:

1. Material uncertainty related to going concern
2. Material uncertainty with respect to litigation
3. Material uncertainty with respect to uncertain tax positions
4. Material uncertainty with respect to the share in the investment in Conforama
5. Material uncertainty with respect to the audit evidence of Conforama
6. Material uncertainty with respect to the foreign currency translation reserve

Mazars has also included the following emphasis of matter:

1. Control conclusions on certain entities
2. Contingent payment undertakings (CPU) valuation in the separate financial statements

Appreciation


While much more remains to be done, the Group made significant progress during the year. In particular, the finalisation and implementation of the financial restructure was a substantial achievement that required a tremendous effort by all involved.

The number of employees at the year-end amounted to 108 361.

We would like to take this opportunity to thank senior management and employees of all the Group's operating businesses for their leadership and loyalty, for persevering and preserving value for the Group under extremely challenging circumstances.

We would also like to thank all members of the Supervisory Board, who have provided guidance and support.

Finally, to all employees at the various central offices of the Group, our most sincere thanks for your relentless hard work and determination to help us overcome the many challenges we faced during the year.



SECTION 2: OPERATIONAL REVIEW

The operational review focuses on the 2019 Reporting Period. Please refer to the “Message from the Management Board” and the “Financial and Business Review” in this Annual Report for more comments on the impact of COVID-19 subsequent to the Reporting Date. Furthermore, please refer to the quarterly trading update for the three months ended 31 December 2019 for commentary on the first quarter of the 2020 financial year.

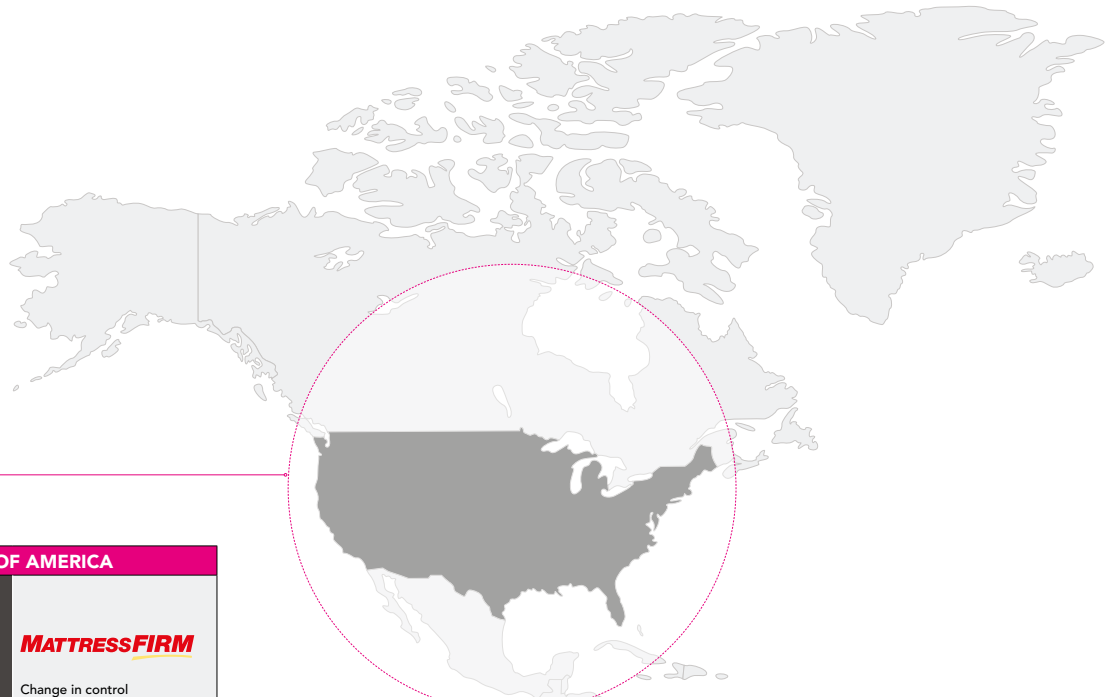
INDEX

Introduction	34
Europe and United Kingdom	38
Conforama	39
All other	40
Properties – discontinued operations	42
Africa	43
Automotive – discontinued operations	45
United States of America	46
Australasia	48
Steinhoff corporate and treasury services	49
Annexures to operational review	50

Steinhoff today ...



... is a **global holding company** with investments in a diverse range of retailers.

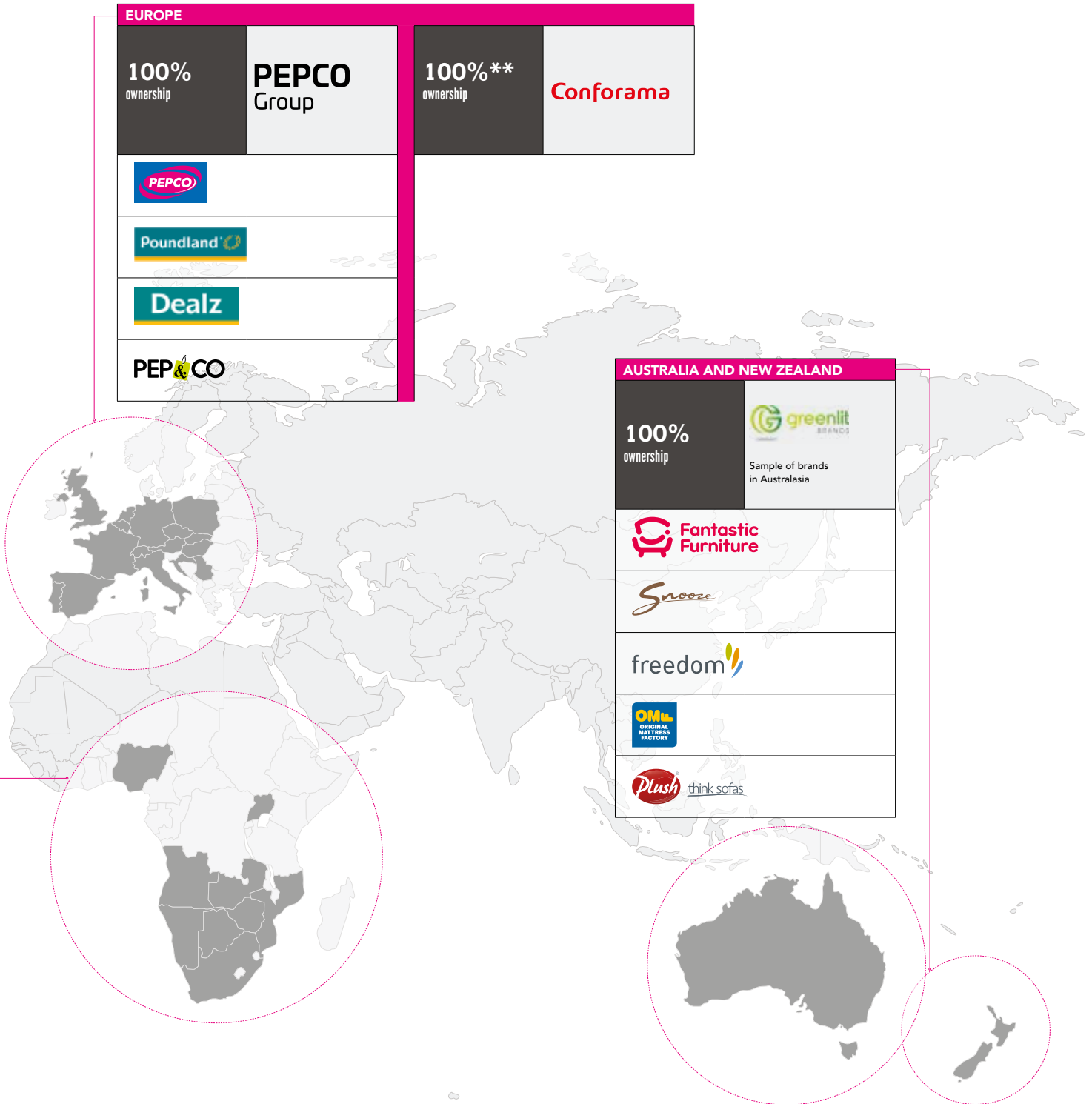


UNITED STATES OF AMERICA	
50%* ownership	MATTRESSFIRM Change in control

* Subject to future dilution by the new management incentive plan

AFRICA	
71% ownership	PEPKOR <i>Holdings Limited</i> Separately listed on the JSE Sample of Pepkor brands
ACKERMANS	

OPERATIONAL REVIEW
for the period ended 30 September 2019
continued



**Warrants over 49.9% of the economic rights to the future returns of Conforama issued, but not exercised

OPERATIONAL REVIEW
for the period ended 30 September 2019
continued

Introduction

The Group reported revenue growth from continuing operations of 5% to €12.0 billion for the period under review (FY18: €11.4 billion).

For continuing operations, the Group's operational segmental EBITDA increased by 10% to €877 million (FY18: €794 million) and operational EBIT per segmental reporting increased by 10% to €645 million (FY18: €584 million). Corporate and treasury services reduced largely as a result of a reduction of €53 million in forex profits to a forex loss of €16 million in FY19 (FY18: €37 million forex profit). After the impact of corporate and treasury services, total segmental EBITDA from continuing operations increased by 3% to €791 million (FY18: €771 million) and total EBIT per segmental reporting from continuing operations remained constant at €561 million (FY18: €560 million) (refer to page 36 and 37 for a full reconciliation of segmental EBITDA and EBIT).

Operational management within the various investments continued to focus on operational improvements, cash flows, expense management and profitability.

Revenue growth was driven by the general merchandise businesses in Europe (Pepco Group) and Africa (Pepkor Africa), both of which continued to expand during the year. Pepco Group, in particular, is growing at a rapid pace, driven by further expansion of its store footprint in central and eastern Europe. The household goods businesses, including Conforama and Greenlit Brands, experienced more challenging trading conditions, with new store openings being considered only on a highly selective basis and capex projects being subject to strict critical evaluation. Mattress Firm continues to make good progress with its turnaround strategy.

Further simplification of the Group's portfolio was a key objective throughout the year and significant progress was made with various divestment processes during the period. These came to fruition in the period following the year-end, with the disposals of the Blue Group (UK household goods), Greenlit Brands' general merchandise division, the Unitrans automotive business, ABRA and Sherwood all being completed or in progress. The results for these businesses are therefore presented as discontinued operations.

OPERATIONAL REVIEW
for the period ended 30 September 2019
continued

REVENUE FROM CONTINUING OPERATIONS (€M)			
	FY19	FY18	% change
EUROPE AND UNITED KINGDOM			
Total Europe and United Kingdom	7 024	6 660	5
Pepco Group	3 420	3 049	12
Conforama	3 417	3 402	-
All other	187	209	(11)
AFRICA			
Pepkor Africa	4 307	4 126	4
AUSTRALASIA			
Greenlit Brands – household goods	658	648	2
CORPORATE AND TREASURY SERVICES			
Corporate and treasury services	3	1	>100
Total Group revenue from continuing operations	11 992	11 435	5

REVENUE FROM DISCONTINUED OPERATIONS (€M)		
	FY19	FY18
Revenue from discontinued operations are not comparable to prior periods as explained in further detail in the relevant sections		
UNITED STATES OF AMERICA (US) – CHANGE IN CONTROL OPERATIONS*		
Mattress Firm		
Revenue for the twelve-month period	2 686	2 660
Revenue for the ten-month period 22/11/2018 – 30/09/2019 (equity accounted)	(2 347)	
Revenue for the two-month period 01/10/2018 – 21/11/2018 included in segmental results	339	2 660**
AFRICA, EUROPE AND UNITED KINGDOM, AUSTRALIA AND US – DISPOSALS OR HELD-FOR-SALE		
Automotive	1 506	1 502
All other	832	1 748
Greenlit Brands – general merchandise	620	641
Properties	22	35
Total Group revenue from discontinued operations	3 319	6 586

* Following the completion of the Chapter 11 restructuring, the Group's stake in Mattress Firm decreased from 100% to 50% on 21 November 2018. As a result, for accounting purposes, the Group is deemed to have lost control of Mattress Firm and the remaining 50% stake has been equity accounted from 21 November 2018. In accordance with accounting standards, as a result of the change in control, 100% of Mattress Firm's results are deemed to be discontinued operations up to and until 21 November 2018, although the Group retains a 50% shareholding in Mattress Firm. For more details, refer to the Mattress Firm section of the Financial and Business review and note 1 of the 2019 Consolidated Financial Statements.

**Represents revenue for the 12-month period FY18

OPERATIONAL REVIEW
for the period ended 30 September 2019
continued

EBITDA FROM CONTINUING OPERATIONS (€M)			
	FY19	FY18	% change
EUROPE AND UNITED KINGDOM			
Total Europe and United Kingdom	360	269	34
Pepco Group	326	243	34
Conforama	42	32	31
All other	(8)	(6)	(33)
AFRICA			
Pepkor Africa	496	489	1
AUSTRALASIA			
Greenlit Brands – household goods	21	36	(42)
Total operational segmental EBITDA from continuing operations	877	794	10
Corporate and treasury services	(86)	(23)	(>100)
Total segmental EBITDA from continuing operations	791	771	3

EBITDA FROM DISCONTINUED OPERATIONS (€M)		
	FY19	FY18
EBITDA from discontinued operations are not comparable to prior periods as explained in further detail in the relevant sections		
UNITED STATES OF AMERICA (US) – CHANGE IN CONTROL OPERATIONS*		
Mattress Firm		
EBITDA for the twelve-month period	10	(125)
EBITDA for the ten- month period 22/11/2018 – 30/09/2019 (equity accounted)	(57)	
EBITDA for the two-month period 01/10/2018 – 21/11/2018 included in segmental results	(47)	(125)**
AFRICA, EUROPE AND UNITED KINGDOM, AUSTRALIA AND US – DISPOSALS OR HELD-FOR-SALE		
Automotive	60	58
All other	(56)	(93)
Greenlit Brands – general merchandise	10	7
Properties	(8)	63
Total segmental EBITDA from discontinued operations	(41)	(90)

* Following the completion of the Chapter 11 restructuring, the Group's stake in Mattress Firm decreased from 100% to 50% on 21 November 2018. As a result, for accounting purposes, the Group is deemed to have lost control of Mattress Firm and the remaining 50% stake has been equity accounted from 21 November 2018. In accordance with accounting standards, as a result of the change in control, 100% of Mattress Firm's results are deemed to be discontinued operations up to and until 21 November 2018, although the Group retains a 50% shareholding in Mattress Firm. For more details, refer to the Mattress Firm section of the Financial and Business review and note 1 of the 2019 Consolidated Financial Statements.

**Represents EBITDA for the 12-month period FY18

OPERATIONAL REVIEW
for the period ended 30 September 2019
continued

OPERATING PROFIT/(LOSS) ADJUSTED FOR MATERIAL NON-OPERATIONAL ITEMS ("EBIT") FROM CONTINUING OPERATIONS (€M)			
	FY19	FY18	% change
EUROPE AND UNITED KINGDOM			
Total Europe and United Kingdom	231	147	57
Pepco Group	259	185	40
Conforama	(15)	(24)	38
All other	(13)	(14)	7
AFRICA			
Pepkor Africa	416	416	-
AUSTRALASIA			
Greenlit Brands – household goods	(2)	21	(>100)
Total operational EBIT per segmental reporting from continuing operations	645	584	10
Corporate and treasury services	(84)	(24)	(>100)
Total EBIT per segmental reporting from continuing operations	561	560	-

OPERATING PROFIT/(LOSS) ADJUSTED FOR MATERIAL NON-OPERATIONAL ITEMS ("EBIT") FROM DISCONTINUED OPERATIONS (€M)		
	FY19	FY18
EBIT from discontinued operations are not comparable to prior periods as explained in further detail in the relevant sections		
UNITED STATES OF AMERICA (US) – CHANGE IN CONTROL OPERATIONS*		
Mattress Firm		
Operating profit for the twelve-month period	10	(202)
Operating profit for the ten-month period 22/11/2018 – 30/09/2019 (equity accounted)	(57)	
Operating profit for the two-month period 01/10/2018 – 21/11/2018 included in segmental results	(47)	(202)**
AFRICA, EUROPE AND UNITED KINGDOM, AUSTRALIA AND US – DISPOSALS OR HELD-FOR-SALE		
Automotive	60	45
All other	(79)	(146)
Greenlit Brands – general merchandise	(2)	(7)
Properties	(18)	21
Total EBIT per segmental reporting from discontinued operations	(86)	(289)

* Following the completion of the Chapter 11 restructuring, the Group's stake in Mattress Firm decreased from 100% to 50% on 21 November 2018. As a result, for accounting purposes, the Group is deemed to have lost control of Mattress Firm and the remaining 50% stake has been equity accounted from 21 November 2018. In accordance with accounting standards, as a result of the change in control, 100% of Mattress Firm's results are deemed to be discontinued operations up to and until 21 November 2018, although the Group retains a 50% shareholding in Mattress Firm. For more details, refer to the Mattress Firm section of the Financial and Business review and note 1 of the 2019 Consolidated Financial Statements.

**Represents EBIT for the 12-month period FY18

OPERATIONAL REVIEW
for the period ended 30 September 2019
continued

Europe and United Kingdom

Pepco Group (formerly Pepkor Europe)

Pepco Group is a fast-growing, multi-format, pan-European discount variety retailer, trading through the PEPCO, Poundland and Dealz brands from approximately 2 700 stores in 14 territories across Europe. Pepco Group's vision is to become the largest discount variety retailer in Europe.

Further information regarding Pepco Group can be found online at www.pepcogroup.eu.

REVENUE (€M)	FY19	FY18	Change %
Total revenue Pepco Group	3 420	3 049	12
PEPCO (central and eastern Europe)	1 627	1 283	27
Poundland (including Dealz)	1 793	1 766	2
EBITDA (€M)			
Pepco Group	326	243	34
OPERATING PROFIT (€M)			
Pepco Group	259	185	40

Pepco Group continued to report strong results in the period under review. Revenue increased by 12% to €3 420 million, driven primarily by continued expansion of the PEPCO format in central and eastern Europe. At 30 September 2019, Pepco Group traded from 2 694 stores, an increase of 14% year-on-year, as it continued with its disciplined store roll-out plan.

Pepco Group increased EBITDA by 34% to €326 million during the period under review. Operating profit increased by 40% to €259 million, with this increase reflecting the combined benefit of continued scale efficiencies in PEPCO and initial traction within Poundland to reduce store rents in line with prevailing market conditions and to reduce product shrinkage levels.

The development of the infrastructure to support the Group's future growth projections continued with ongoing construction of a new distribution centre in Hungary, that opened in spring 2020, to support the continued expansion of PEPCO's store network, and the acquisition of Oracle as the Group commenced its multi-year programme to replace its existing enterprise software.

PEPCO's growth reflects continued expansion of its store estate combined with continued strong like-for-like sales growth of 6.1%. PEPCO expanded its store portfolio by 20% year-on-year, opening a net 305 new stores in the period under review, including 20 stores in Bulgaria, PEPCO's eleventh country market.

Like-for-like sales growth was above inflation in all key markets and showed a broadly consistent profile by both country and store cohort. It was driven primarily by PEPCO's continued price leadership, its attractive value for money proposition and its convenient locations.

Poundland continued to outperform the wider UK high street, with its competitive differentiation being enhanced by PEP&CO branded clothing 'shop-in-shops', now present in approximately 300 stores, and measured product range extension to support a broader range of price points.

Poundland continues to reshape its store portfolio, balancing the exit from stores in weaker catchments with carefully selected new store opportunities in more attractive

locations. During the period, Poundland opened 28 new stores in the UK and the Republic of Ireland and relocated a further ten to new larger sites, more favourable locations, or sites with advantageous contract terms. These stores continue to deliver strong returns on invested capital. On a net basis, Poundland decreased its portfolio by three stores during the period, operating 837 stores as at 30 September 2019.

The Dealz business in mainland Europe continues to trade well, tripling its store base in Poland and Spain from 16 stores to 53 stores at year-end. As planned, Dealz completed the closure of its legacy French operation during the second quarter, allowing the Group to focus resources on the exciting growth opportunity in Spain and Poland. The Polish offer has benefited from the introduction of key local brands that can now be accessed because of Dealz's growing scale.

OPERATIONAL REVIEW
for the period ended 30 September 2019
continued

Conforama

Conforama operates an extensive retail network across Europe, with approximately 300 stores in France, Spain, Portugal, Italy, Switzerland, Croatia and Serbia.

Conforama's core product lines comprise furniture, decoration, a range of homeware appliances and electronic goods.

Conforama announced a financial restructuring in April 2019 to raise the necessary funds to restructure its operations and improve its financial performance. As part of this plan, Conforama raised new funding of €316 million and issued warrants for 49.9% of the economic rights to the future returns of Conforama to the providers of this new capital on 29 May 2019 (please refer to the accompanying Financial and Business Review for more detail). Subsequently, in July 2019, the Group announced a significant restructuring plan in France, which included store closures and a reduction in headcount, as explained in more detail in the Financial and Business Review as well as note 4.2.9 and 21.5 of the 2019 Consolidated Financial Statements.

(€M)	FY19	FY18	Change %
Revenue	3 417	3 402	–
EBITDA	42	32	31
Operating profit	(15)	(24)	38

In the period under review, the Conforama Group reported constant revenue of €3 417 million (FY18: €3 402 million). Like-for-like revenue decreased by 3%.

During the Reporting Period, Conforama's international operations comprising all Conforama territories outside of France delivered revenue growth of 3% (in constant currency), which was offset by a weaker performance in France where revenue fell by 2%.

Sales in France were negatively impacted by the 'Gilets Jaunes' ('yellow vest') protests in the first quarter. The performance in France improved in the second half of the 2019 Reporting Period, underpinned by a stronger performance in the third quarter.

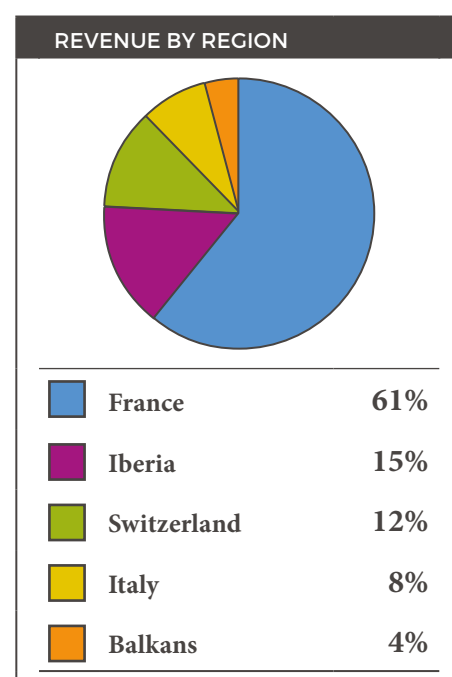
Revenue growth for the Conforama international operations was supported by the new stores. Revenue grew in Iberia, Italy and the Balkans, while revenue growth in a competitive Swiss market was slightly negative (in constant currency) for the period under review.

Revenue in the furniture and white goods product category showed solid growth, with other categories, especially grey goods (mobile phones, computers, etc.) remaining under pressure.

Operational EBITDA for the period under review was negatively impacted by reduced sales in France. As stated above, the operational performance in France improved during the second half of the year, reflecting an increased margin and strict cost control, although the business remains loss-making.

Profitability was impacted by the inclusion of an onerous lease provision of €15 million relating to the stores to be closed under the restructuring plan. In addition, Conforama reported one-off professional fees of €10 million relating to the financial restructuring in April 2019.

The position of Conforama's business in France has remained uncertain in the period following the COVID-19 outbreak and, to date, the Group has been unable to secure the state-guaranteed loan, for which it was eligible, to support the business through this difficult period. Conforama France is currently exploring near term options, including a potential sale of the business. All stores have reopened post-closing due to COVID-19 restrictions and trade has been above the initial post opening expectations through end of June 2020.



OPERATIONAL REVIEW
for the period ended 30 September 2019
continued

All other

Excludes South African properties, which are disclosed in the properties section of the Operational review.

REVENUE (€M)	FY19	FY18	Change %	Constant currency change %
CONTINUING OPERATIONS	187	209	(11)	
Lipo	167	166	1	(3)
Sourcing and logistics	20	43	(53)	
DISCONTINUED OPERATIONS	832	1 748		
UK household goods	593	631		
ABRA	51	55		
Sherwood	122	46		
Manufacturing, sourcing and logistics	66	300		
ERM: kika-Leiner	–	673		
ERM: Extreme Digital	–	43		
EBITDA (€M)				
CONTINUING OPERATIONS	(8)	(6)	(33)	
Lipo	3	3	–	(3)
Sourcing and logistics	(11)	(9)	(22)	
DISCONTINUED OPERATIONS	(56)	(93)		
UK household goods	(52)	(30)		
ABRA	(3)	(1)		
Sherwood	13	10		
Manufacturing, sourcing and logistics	(14)	6		
ERM: kika-Leiner	–	(79)		
ERM: Extreme Digital	–	1		
OPERATING PROFIT (€M)				
CONTINUING OPERATIONS	(13)	(14)	7	
Lipo	–	(2)	100	100
Sourcing and logistics	(13)	(12)	(8)	
DISCONTINUED OPERATIONS	(79)	(146)		
UK household goods	(72)	(55)		
ABRA	(4)	(3)		
Sherwood	11	8		
Manufacturing, sourcing and logistics	(14)	(2)		
ERM: kika-Leiner	–	(95)		
ERM: Extreme Digital	–	1		

All operations are based in Europe and United Kingdom, except for Sherwood, which is based in the USA.

Lipo

In a competitive Swiss market, the furniture retailer Lipo reported revenue growth of 1% to €167 million (2018: €166 million). When measured in constant currency against the Swiss franc, Lipo's total revenue decreased by 3% and like-for-like revenue decreased by 1%, with the business operating at break-even operating profit levels.

OPERATIONAL REVIEW
for the period ended 30 September 2019
continued

Discontinued operations

UK

On 15 November 2019, the Group announced that, in line with its strategy of simplifying the Group's portfolio and deleveraging the balance sheet, it had reached agreement to sell Blue Group Hold Co Ltd, the UK household goods division, to Alteri Investors.

ABRA

The Group sold the ABRA business in September 2019.

Sherwood

The Group disposed of its 80% interest in Sherwood during January 2020.

kika-Leiner

Effective 14 August 2018, the Group sold the kika-Leiner operating and property companies. This transaction is explained in more detail under the 'kika-Leiner disposal' paragraphs in the Financial Review of the 2018 Annual Report and note 1 of the 2018 Consolidated Financial Statements.

Extreme Digital

The Group disposed of Extreme Digital in January 2018. Please refer to the 'Extreme Digital' paragraph in the Financial Review of the 2018 Annual Report and note 1 of the 2018 Consolidated Financial Statements for more detail.

Manufacturing, sourcing and logistics

Given the limited intra-group sales between other members of the Group and the manufacturing operations of Puris, Impuls and Steinpol, these businesses were designated non-core and sale transactions were concluded in September 2018 (Puris and Impuls) and March 2019 (Steinpol). Please refer to the 'Manufacturing and other' paragraph in the Financial Review of the 2018 Annual Report and note 1 of the 2018 Consolidated Financial Statements for more detail.

The businesses that have been retained consist of a small number of selected sourcing and logistics businesses.

OPERATIONAL REVIEW
for the period ended 30 September 2019
continued

Properties – discontinued operations

REVENUE (€M)	FY19	FY18
DISCONTINUED OPERATIONS		
Revenue external	22	35
Europe	12	26
Africa	10	9
EBITDA (€M)		
DISCONTINUED OPERATIONS		
Internal and external	(8)	63
Europe – other	(23)	(3)
Europe – kika-Leiner	-	50
Africa	15	16
OPERATING PROFIT (€M)		
DISCONTINUED OPERATIONS		
Internal and external	(18)	21
Europe – other	(33)	(14)
Europe – kika-Leiner	-	20
Africa	15	15

With effect from 14 August 2018, the Group sold the kika-Leiner operating and property companies, as explained in more detail in the 'kika-Leiner disposal' paragraphs in the Financial Review of the 2018 Annual Report and note 1 of the 2018 Consolidated Financial Statements.

Completion of the disposal process for Hemisphere, the European property portfolio, is anticipated as soon as possible.

An independent valuation process, commissioned during the 2018 Half-year Reporting Period, resulted in restatements

and impairments of the European property portfolio, most of which were recognised in the 2017 financial year. Full details of the impairments are disclosed in note 1.2.1 and note 9 of the 2017 Consolidated Financial Statements.

OPERATIONAL REVIEW
for the period ended 30 September 2019
continued

Africa

Pepkor Africa

Pepkor Africa has the largest retail store footprint in southern Africa, with more than 5 400 stores operating across 11 African countries. The majority of its retail brands operate in the discount and value segment of the market.

REVENUE (€M)	FY19	FY18	Change %	Constant currency change %
Total revenue	4 307	4 126	4	9*
EBITDA (€M)				
Total EBITDA	496	489	1	8
Pepkor Africa	496	454	9	15*
Steinhoff N.V. BVI reversal	-	29		
Steinhoff N.V. share-based payment reversal	-	6		
OPERATING PROFIT (€M)				
Total operating profit	416	416	-	6
Pepkor Africa	416	381	9	16*
Steinhoff N.V. BVI reversal	-	29		
Steinhoff N.V. share based-payment reversal	-	6		

* As per Pepkor Africa income statement for Pepkor Africa reported continuing operations

Pepkor Africa achieved a commendable operating result for the 2019 financial year, despite a very difficult retail environment where consumer spending remained constrained, fuelled by high levels of unemployment and low economic growth. Pepkor Africa's defensive discount and value market positioning, disciplined focus on customer needs and low cost of doing business enabled it to deliver a resilient performance in this challenging environment.

Pepkor Africa continued its expansion and opened 338 new stores, expanding the group's footprint to 5 415 stores. The group's flexible store formats enable it to open stores closer to its customers' homes, saving them transport costs, and creating opportunities for more frequent customer visits.

With 56 100 employees, Pepkor Africa remains one of the largest employers in the South African retail sector and will continue to focus on strengthening its core competencies and assets to capitalise on the opportunities presented by current market conditions.

As explained in note 1.2.3 of the 2017 Consolidated Financial Statements, Steinhoff management considered the date from which the BVI structure should be consolidated by the Steinhoff Group and concluded that this was during March 2015, when it acquired the Pepkor Group. Therefore, Steinhoff N.V. already recognises the full external debt of BVI. As a consequence, although the one-off ZAR440 million (€29 million) financial guarantee costs are shown as an expense in the Pepkor Africa segment in FY18, these are reversed at the Steinhoff group level as part of the consolidation process and do not

have an impact on Steinhoff International Holdings N.V.'s consolidated results.

PEP and Ackermans

In aggregate, PEP and Ackermans (operating divisions of Pepkor Africa), reported merchandise sales growth of 6.3% and like-for-like growth of 2.6%, driven by a stronger performance during the second half of the financial year.

Within the core Clothing, Footwear and Home (CFH) product categories, retail selling price inflation strengthened to 4.8% for the year, compared to a period of deflation in the prior year. As a result, total volume growth in CFH slowed to 1.5%, compared to a very high base in the prior year. The retail brands continue to leverage their extensive store networks to offer customers additional products and services.

OPERATIONAL REVIEW
for the period ended 30 September 2019
continued

PEP

PEP maintained its price-leadership position in the discount market despite the continued pressure on its target customer resulting from high levels of unemployment and limited spending power. The business (including Dealz, as discussed below), opened 117 new stores, which equates to 3.8% space growth.

Best Price Leadership (BPL) was maintained, with strong growth in the Babies and Home categories. The PEPHome concept achieved strong growth and now has 239 stores.

Positive growth in handset sales was re-established following a price correction in February for entry-level smartphones within the Cellular offering.

Financial services achieved a 41% increase in the number of transactions to more than 67 million. Fast-Moving Consumer Goods (FMCG) continued to grow aggressively through range and private label expansion. PAXI, which distributes parcels for customers and SMEs, is proving very successful with more than 850 000 parcels distributed during the year.

The new Dealz discount variety format continued to perform satisfactorily as the concept continued to develop. The store openings programme remains on target and 11 stores opened during FY19, resulting in 15 stores in total.

Ackermans

Ackermans continued to gain significant market share through its customer value proposition aimed at 'women with kids in their lives', despite volatile trading patterns. Ackermans opened 81 new stores during the year, expanding the store network to 806

stores, which represents 8.2% space growth. In addition, healthy credit sales growth was achieved, resulting in the credit sales contribution increasing to 18.6% compared to 17.5% in the prior year.

Solid growth was achieved in most core product categories, while continued experimentation with the stand-alone Ackermans Woman retail concept provided valuable learnings in terms of customer preferences and shopping experience. At year-end, 14 stand-alone Ackermans Woman stores were in operation and the footprint will be expanded to 30 stores in FY20.

The new AckXperience store, which was launched in Sandton in October 2019, with a new, contemporary store design and integrated technology, was well received by customers. Ackermans' e-commerce strategy is on track with Click & Collect launching in selected product categories at selected stores.

Cellular reported strong growth of nearly 20%, supported by inflation and good sales performance in smartphones.

The new 90 000 m² Hammarisdale distribution centre was commissioned during the year and will support the future growth plans of the business.

PEP Africa

PEP Africa, excluding Zimbabwe, contributed 3.2% to group revenue in FY19, reporting strong sales growth of 14.3% and like-for-like sales growth of 13.5% on a constant currency basis. In reporting currency terms, sales increased by 1.1%.

The African business is in a consolidation phase and 14 stores were closed, reducing the store network to 313 stores in total,

excluding Zimbabwe. The decision to exit Zimbabwe was based on the continued adverse macroeconomic conditions affecting trade, and the weakening currency. Operations in Nigeria performed very well following selective store relocations to smaller cities and towns, which proved to be successful. In Angola, the successful introduction of cellular products benefited performance, but the lower oil price resulted in a significant weakening of the currency, which impacted on reported performance.

Speciality

The Speciality division reported sales growth of 7.7% and like-for-like growth of 3.0%. This included strong performances by the apparel retail brands, while the footwear retail brands faced more challenging market conditions. The total store footprint across the five retail brands was expanded to 949 stores, with 72 store openings during the year. All retail brands were successfully integrated into the new Hammarisdale distribution centre, which is shared with Ackermans.

Tekkie Town continues to address stock-holding and other inefficiencies in the business to enhance the quality of earnings, while Shoe City achieved healthy market share gains.

John Craig and Refinery delivered very good performances, with increased profitability, while the turnaround of Dunns is progressing well, with aggressive sales growth resulting in a significant reduction in losses.

For more detail on Pepkor Africa and its other businesses, please refer to its results announcement for the Reporting Period on the website www.pepkor.co.za.

OPERATIONAL REVIEW
for the period ended 30 September 2019
continued

Automotive – discontinued operations

(€M)	FY19	FY18
Revenue	1 506	1 502
EBITDA	60	58
Operating profit	60	45

In March 2019, the Group announced that it has reached an in-principle agreement to dispose of the Automotive operations. This transaction was finalised in December 2019.

As can be seen in the results recorded above, EBITDA is the same as the segmental EBIT in FY19. For accounting purposes, in

terms of IFRS 5, depreciation recorded for held-for-sale assets needs to be reversed from the date of such classification. This increased segmental EBIT resulted in an increased net asset value position for the held-for-sale business, and in return this increased net asset value position is

considered for impairment in accordance with IFRS 5. In this case the net accounting impact on operating profit is nil, however, as impairments are disclosed as capital items, segmental EBIT is increased by the quantum of the depreciation.

OPERATIONAL REVIEW
for the period ended 30 September 2019
continued

United States of America

Mattress Firm – equity accounted

Mattress Firm is the leading speciality bed retailer in the United States, with its approximately 2 500 retail stores nationwide making it the largest bed retail footprint in the country.

On 21 November 2018, following the completion of the Chapter 11 restructuring, the Group's shareholding in Mattress Firm decreased from 100% to 50.1%. As a result of the change in governance structure and the reduction in shareholding, for accounting purposes, the Group is deemed to have lost control of Mattress Firm and the remaining 50.1% stake has been equity accounted with effect from that date. In accordance with accounting standards, following the change in control, 100% of Mattress Firm's results are deemed to be discontinued operations up to and until 21 November 2018, although the Group retains a 50.1% shareholding in Mattress Firm, subject to dilution from the management incentive plan. For more detail please refer to the 'Mattress Firm' section of the Financial and Business Review and note 1 of the 2019 Consolidated Financial Statements.

REVENUE (€M)	FY19	FY18	Change %
Revenue for the twelve-month period	2 686	2 660	1
Revenue for the ten-month period 21/11/2018 – 30/09/2019 (equity accounted)	(2 347)		
Revenue for the period 01/10/2018 – 21/11/2018 included in segmental results	339*	2 660**	
EBITDA (€M)	FY19	FY18	Change %
Operational EBITDA	131		
One-off Chapter 11 restructuring costs	(121)		
EBITDA for the twelve-month period	10	(125)	>100
EBITDA for the ten-month period 22/11/2018 – 30/09/2019	(57)		
EBITDA for the two-month period 01/10/2018 – 21/11/2018 included in segmental results	(47)*	(125)**	
OPERATING PROFIT (€M)	FY19	FY18	Change %
Operating profit for the twelve-month period	10	(202)	100
Operating profit for the ten-month period 22/11/2018 – 30/09/2019 (equity accounted)	(57)		
Operating loss for the two-month period 01/10/2018 – 21/11/2018 included in segmental results	(47)*	(202)**	

* The split before and after Chapter 11 implementation previously disclosed at interims (31 March 2019) was based on management accounts for the two-month period ended 30 November 2018. This has now been updated to reflect revenue, EBITDA and operating profit for the period ended 21 November 2019.

**Represents revenue, EBITDA and operating loss for the twelve-month period FY18.

Mattress Firm reported disappointing performances in the 2017 and 2018 reporting periods, as explained in more detail in the 2017 and 2018 Annual Reports.

In October 2018, Mattress Firm entered into a voluntary Chapter 11 restructuring process, which was successfully completed in November 2018, 48 days after the initial Chapter 11 filing. This process was the cornerstone of Mattress Firm's turnaround plan as it enabled Mattress Firm to restructure its balance sheet, secure additional new funding and optimise its retail store portfolio

by exiting 640 economically inefficient retail store locations. In addition, approximately 100 stores were closed during the period under review through natural lease expirations.

Following the successful exit from Chapter 11 in November 2018, the performance trends in the business have been far more encouraging.

Despite a 22% reduction in the store base year-on-year, USD revenue decreased by only 4% for the twelve months under review. Encouragingly, like-for-like sales increased by 8%, representing the sixth consecutive

quarter of positive like-for-like sales growth. Following the Chapter 11 process in the first quarter, like-for-like sales of at least high single digits were achieved for the next three quarters of the Reporting Period.

Sales per store during the period under review increased by 22% as the business benefited from reduced cannibalisation and better than expected sales transfer from closed stores to neighbouring locations, as well as more effective merchandising and advertising initiatives. In addition, store productivity and product margins also improved.

OPERATIONAL REVIEW
for the period ended 30 September 2019
continued

For the period under review, the profit margin was impacted by non-recurring restructuring costs of \$136 million (€121 million), largely consisting of lease rejection payments to landlords, store closure costs and professional fees.

While still at low levels, profitability represented a significant improvement

compared to the prior period and continues to trade ahead of budget.

Excluding non-recurring expenses, EBITDA margin exceeded 5% for the last three quarters of the 2019 financial year.

As can be seen in the results recorded above, EBITDA is the same as the segmental

EBIT in FY19. For accounting purposes, in terms of IFRS 5, depreciation recorded for held-for-sale assets needs to be reversed from the date of such classification up until the date it became an associate.

OPERATIONAL REVIEW
for the period ended 30 September 2019
continued

Australasia

Greenlit Brands

Greenlit Brands is an integrated retailer and manufacturer of household goods, with retail stores throughout Australia and New Zealand.

REVENUE (€M)	FY19	FY18	Change %	Constant currency change %
CONTINUING OPERATIONS				
Household goods	658	648	2	4
DISCONTINUED OPERATIONS				
General merchandise	620	641		
EBITDA (€M)				
CONTINUING OPERATIONS				
Household goods	21	36	(42)	(40)
DISCONTINUED OPERATIONS				
General merchandise	10	7		
OPERATING PROFIT (€M)				
CONTINUING OPERATIONS				
Household goods	(2)	21	(>100)	(>100)
DISCONTINUED OPERATIONS				
General merchandise	(2)	(7)		

Economic conditions in Australia weakened during the year under review and the middle market household goods brands experienced challenging trading conditions. The Reserve Bank of Australia reported in June 2019 that the retail sector in Australia had suffered the worst business conditions of any industry in the country over recent years.

Household goods – continued operations

Overall, the performance of the household goods division was boosted by results from Fantastic Furniture, which experienced strong like-for-like sales growth, illustrating the resilience of the value price segment where Fantastic is positioned. Overall, the household goods division reported revenue growth of 2% (4% in constant currency). Like-for-like written sales were flat.

Profitability for the period was impacted by the challenging trading environment, which negatively affected margins.

General merchandise – discontinued operations

On 18 November 2019, Greenlit Brands announced that it had reached agreement to divest its general merchandise division, comprising Best & Less, Harris Scarfe, Postie (NZ) and Debenhams, to Allegro Funds, to enable it to focus on its household goods business. This transaction was completed on 2 December 2019.

OPERATIONAL REVIEW
for the period ended 30 September 2019
continued

Steinhoff corporate and treasury services

CORPORATE AND TREASURY SERVICES (€M)	FY19	FY18	Change %
	(84)	(24)	(>100)
Head office costs	(55)	(58)	(5)
Audit fees	(13)	(16)	(19)
Forex gains/(losses)	(16)	37	(>100)
PSG derivative gains/(losses)	–	13	(100)

Head office costs include costs such as salaries, rent, travel and consultancy fees.

Audit fees

The scope of external audit services increased significantly during 2018 and 2019. In terms of accounting principles, these expenses can only be recognised once incurred. As the 2017 and 2018 Annual Reports were only finalised in May and June 2019 respectively, certain audit fees relating to these Annual Reports were included within the 2019 Reporting Period. Similarly, the audit of the 2019 Annual Results only commenced after the conclusion of the 2019 financial year and will be expensed in the 2020 Reporting Period.

ANNEXURES TO OPERATIONAL REVIEW

STORE NETWORK DEVELOPMENT

		STORE		Closing retail m ² 30 Sept 2019 ('000)		
		30 Sept 2018	Openings			Closings
CONTINUING OPERATIONS						
PEPCO GROUP		2 360	412	(78)	2 694	1 300
Pepco	Poland, Romania, Czech Republic, Hungary, Slovakia, Croatia, Slovenia, Lithuania, Latvia, Estonia, Bulgaria	1 499	347	(42)	1 804	804
Poundland, Dealz*, PEP&CO stand-alone stores	United Kingdom, Republic of Ireland	861	65	(36)	890	496
PEPKOR (AFRICA)		5 197	338	(120)	5 415	2 434
PEP	Southern Africa	2 231	117	(21)	2 327	832
Ackermans	Southern Africa	731	81	(6)	806	477
PEP Africa**	Rest of Africa	308	19	(14)	313	120
Speciality	Southern Africa	911	72	(34)	949	242
Furniture and appliances	Southern Africa	760	35	(34)	761	341
Appliances and electronics	Southern Africa	132	12	(5)	139	88
Building materials	Southern Africa	124	2	(6)	120	334
CONFORAMA		327	14	(1)	340	1 299
	France [^]	229	7	-	236	766
	Iberia	47	4	(1)	50	211
	Switzerland	20	2	-	22	95
	Italy	18	1	-	19	134
	Croatia	10	-	-	10	76
	Serbia	3	-	-	3	17
OTHER		22	-	(1)	21	75
Lipo	Switzerland	22	-	(1)	21	75
GREENLIT BRANDS		311	17	(11)	317	378
Fantastic ^{^^}	Australia	155	14	(2)	167	179
Snooze	Australia	91	1	(4)	88	78
Freedom	Australia and New Zealand	65	2	(5)	62	121
TOTAL CONTINUING OPERATIONS		8 217	781	(211)	8 787	5 486
CHANGE IN CONTROL OPERATIONS						
MATTRESS FIRM		3 241	37	(744)	2 534	1 206
United States of America						
DISCONTINUED OPERATIONS						
UK household goods (Bensons for Beds and Harveys)		397				
Greenlit general merchandise		324				
Automotive		162				
ABRA		117				
Pepkor Zimbabwe stores		39				
TOTAL STORES PREVIOUSLY REPORTED FOR 2018		12 497				

* Dealz stores in Spain (16) and Poland (37)

** Excludes discontinued operations in Zimbabwe

[^] Includes Mon Lit Et Moi stores (8), Mon Lit Et Moi franchisees (14), Maison Dépôt stores (10) and Conforama franchisees (9)^{^^} Fantastic includes Fantastic Furniture, Plush and OMF stores

ANNEXURES TO OPERATIONAL REVIEW
continued

EXCHANGE RATES

	AVERAGE TRANSLATION RATE			CLOSING TRANSLATION RATE		
	FY19	FY18	% change	30 September 2019	30 September 2018	% change
EUR:ZAR	16.1733	15.5493	4.0	16.5576	16.4337	0.8
EUR:PLN	4.3007	4.2444	1.3	4.3782	4.2774	2.4
EUR:GBP	0.8844	0.8848	0.0	0.8857	0.8873	(0.2)
EUR:AUD	1.6033	1.5655	2.4	1.6126	1.6048	0.5
EUR:USD	1.1281	1.1904	(5.2)	1.0889	1.1576	(5.9)
EUR:CHF	1.1225	1.1615	(3.4)	1.0847	1.1316	(4.1)

ANNEXURES TO OPERATIONAL REVIEW
continued


LIST OF BRANCHES

The table below lists all branches of the Company as well as all Subsidiaries whose results were consolidated during the Reporting Period.

Branch	Place of branch	Country of branch	Register of branch
GROUP: SISL			
Steinhoff International Sourcing and Trading Ltd.	Hong Kong	China (Hong Kong)	2461089
Steinhoff International Sourcing Ltd.	Hong Kong	China (Hong Kong)	644662
Steinhoff International Trading Services Ltd.	Hong Kong	China (Hong Kong)	2463978
Steinhoff International Investment HK Ltd	Hong Kong	China (Hong Kong)	2584507
Steinhoff International Sourcing Ltd – India RO	Gurgaon	India	F04370
Steinhoff International Sourcing Ltd – Indonesia RO	Jakarta	Indonesia	28/1/IUP3A-T/P-4/Nas/2017
Steinhoff International Sourcing Ltd – Pakistan RO	Karachi	Pakistan	03.078.508.3-011.000
Steinhoff International Sourcing Ltd – Vietnam RO	Ho Chi Minh City	Vietnam	79-02944-01
Steinhoff International Sourcing (Shenzhen) Ltd.	Shenzhen	China	914403000589890340
Steinhoff International Sourcing (Shanghai) Ltd.	Shanghai	China	91310000MA1GBH5W31
Steinhoff International Sourcing India Private Limited	Gurgaon	India	U74999HR2019FTC081761
GROUP: STEINHOFF UK			
Steinhoff Europe AG	Cheltenham	UK	BR020565
Steinhoff Finance Holding GmbH	Cheltenham	UK	BR020564
Steinhoff UK Retail	Dublin	Ireland	906518
GROUP: CONFORAMA			
Divisov (Conforama Suisse)	Mechnov 33 – 25726 Divisov	Czech Republic	VAT no: CZ68421776
GROUP: PEPKO			
Fully Sun China Limited – Bangladesh	Bangladesh	India	TIN- 4404-3933-6667
Fully Sun China Limited – Taiwan	Taiwan	China	Reg no 53665194
Fully Sun China Ltd. India Liason Office	Gurugram, Haryana	India	F04915
Fully Sun China Ltd.	Dhaka	Bangladesh	393120132180
Isle of Man	Isle of Man	UK (Isle of Man)	Tax reference No: C145894-73
Ireland	Ireland	UK (Ireland)	Tax reference: 9798866A
Retail Holdings Sarl	Zug	Switzerland	CHE-110.261.548
OTHER			
Standard Properties sp. z o.o.	Westerstede	Germany	HRB 205133 Oldenbrug

ANNEXURES TO OPERATIONAL REVIEW
continued

IC-Code	Origin Entity	Country of origin entity	Valid for FY2018	Valid for FY2019
270	Steinhoff International Sourcing and Trading Ltd.	China (Hong Kong)	Y	Y
222	Steinhoff International Sourcing and Trading Ltd.	China (Hong Kong)	Y	Y
271	Steinhoff International Sourcing and Trading Ltd.	China (Hong Kong)	Y	Y
280	Steinhoff International Investment HK Ltd	China (Hong Kong)	Y	Y
222	Steinhoff International Sourcing and Trading Ltd.	China (Hong Kong)	Y	Y
222	Steinhoff International Sourcing and Trading Ltd.	China (Hong Kong)	Y	Y
222	Steinhoff International Sourcing and Trading Ltd.	China (Hong Kong)	Y	Y
222	Steinhoff International Sourcing and Trading Ltd.	China (Hong Kong)	Y	Y
236	Steinhoff International Sourcing and Trading Ltd.	China (Hong Kong)	Y	Y
273	Steinhoff International Sourcing and Trading Ltd.	China (Hong Kong)	Y	Y
222	Steinhoff International Sourcing and Trading Ltd.	China (Hong Kong)	N	Y
050	Steinhoff Europe AG	Austria	Y	Y
203	Steinhoff Finance Holding GmbH	Austria	Y	Y
174	Steinhoff UK Retail Ltd	UK	Y	N
718	Conforama Suisse	Switzerland	Y	Y
380	Fully Sun China Limited (HK)	China (Hong Kong)	Y	Y
380	Fully Sun China Limited (HK)	China (Hong Kong)	Y	Y
380	Fully Sun China Ltd	Hong Kong	Y	N
380	Fully Sun China Ltd	Hong Kong	Y	N
368	Poundland Limited	UK		Y
368	Poundland Limited	UK		Y
376	Retail Holdings sarl	Luxemburg	Y	N
046	Standard Propterties sp. z o.o.	Poland	Y	N



SECTION 3: RISK MANAGEMENT

The Management Board manages the risk associated with the Group's activities in consultation with the operational management teams and reports to the Audit and Risk Committee and the Supervisory Board.



INDEX

Introduction	56
Risk management and internal control environment	56
Principal risks	57
Principal risk comparison to the prior year	61
Principal risk post year-end	61
Principal risks: OpCos	61
Financial risk management	61
Code of Conduct compliance	62
Risk financing – insurance programme	62
Remediation Plan	63

RISK MANAGEMENT

Introduction

The Management Board has established a clear risk management framework with well-defined accountabilities to counter risks at Group and operational subsidiary level. Subsequent to the implementation of this risk management framework, the Management Board identify and analyse risks associated with the strategy and the activities of the Group. This organisational structure and distribution of accountabilities places the responsibility for the processes of risk review and risk mitigation with the operational subsidiaries' management, who owns the risk. Risks are identified, monitored and mitigated on an ongoing basis.

Risk management and internal control environment

An overview of the risk management and internal control environment during the Reporting Period is set out below.

Internal control

The Group draws on global standard ISO 31000 – Risk management and the DCGC to formulate its risk management policy and framework, and to facilitate the timely identification, measurement, analysis, evaluation and treatment of risk.

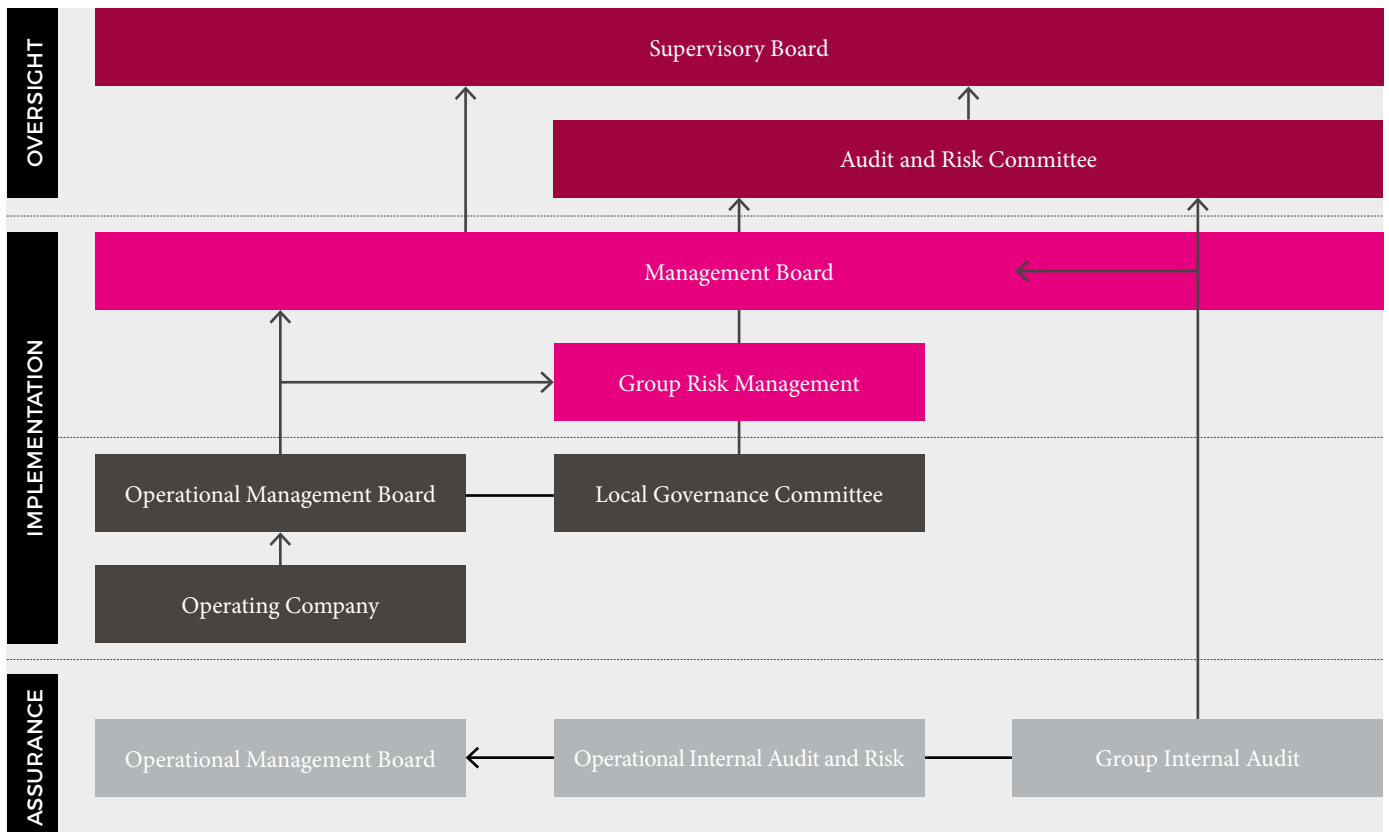
Risk management and control systems established by the risk management framework, have been designed to allow each OpCo to own, identify, evaluate and treat risk appropriately, and to ensure effective risk control mechanisms are implemented to mitigate residual risk exposure. The risk management and control systems are reviewed, assessed and monitored by the Management Board with the assistance of the established Group risk function. Each of the Group's operational subsidiaries are required to apply risk management and control systems. These systems include a risk register detailing, quantifying, classifying, prioritising risks and mitigation action plans for improvement.

The Group risk management and control systems allow each OpCo to set its own risk tolerances through analyses and adherence to Group operational and financial objectives. The risk management objective is to ensure that uncertainties are responsibly managed with consideration of stakeholder interests and to ensure that risks are optimally addressed.

Quarterly reports are presented to the Audit and Risk Committee after due consideration by the Management Board during which follow-up measures are considered and reviewed.

Risk management framework of responsibility

The Audit and Risk Committee, which reports to the Supervisory Board, oversees among other aspects, the Management Board's activities with respect to the operation of the Group's risk management and control systems. The risk management framework of responsibility for the reporting period is presented below.



RISK MANAGEMENT

continued

Risk appetite and risk tolerance

Risk appetite is the level of risk that the Company is prepared to take in pursuit of its strategic objectives. Risk appetites differ between operational subsidiaries based on their specific lines of business, sector, culture and objectives. Operational management, with guidance from the Group, is responsible for assessing its own risk appetite and tolerance as part of the Group's risk management methodology. The Group risk appetite varies per objective area and type of risk.

(i) Strategic risks

Uncertainties that impact the achievement of strategic plans of the Group and influence the achievement of long-term goals. Strategic risk appetite and tolerance has reduced significantly as a result of the evaluation of Principle Risks; short-term financial stability requirements are prioritised ahead of long-term growth objectives.

(ii) Financial risk

Uncertainties with respect to the Group's financial position, for example withdrawal of facilities, price risk, liquidity risk, exchange rate risk and interest rate risk. Financial risk appetite and tolerance has reduced significantly as financial risk has increased as a result of credit facilities being withdrawn, which has forced operational entities to secure independent funding.

(iii) IT risk

Uncertainties that the information technologies used in the organisation are not operating as intended, compromising the integrity and reliability of data and information, exposing significant assets to potential loss or misuse, or exposing the Group's ability to sustain the operation of critical processes.

The Group's approach is to pursue the highest standards of IT governance, with both the Group and its operational subsidiaries being required to ensure that internal systems and customer information are well protected.

Risk management assurance

Operational management is responsible for managing risk and ensuring effective internal control systems are in place. Group risk management facilitates and supports the Management Board in the design and execution of internal risk management and control systems. It also supports the Management Board by providing assurance on risk management and internal control practices throughout the operating entities.

Internal audit provides independent assurance and operates under the responsibility of operational management to examine, evaluate, report and make recommendations. The operational internal audit functions report these evaluations and recommendations to the operational management and Group internal audit. The

Group internal audit function reports to the Management Board and the Audit and Risk Committee on this information received from the operational internal audit functions. The adequacy and efficacy of the Group's risk management and internal control systems are included in the internal audit reporting.

The appointment of the Chief Compliance and Risk Officer with effect from 1 July 2019 and the continuous implementation of the Remediation Plan are key focus areas to improve the Group's risk management processes.

No major failings in the internal risk management and control systems were brought to the attention of the Management Board during the Reporting Period.

The Management Board is constantly striving to improve the internal risk and control systems. Any improvements or changes to these systems are discussed with the Audit and Risk Committee and the Supervisory Board.

Principal risks

The Management Board has identified the following principal risks during the Reporting Period. These risks applicable to our business strategy should not be regarded as exhaustive and evolve due to internal and external factors. There may be additional risks of which the Management Board is currently unaware.

RISK MANAGEMENT
continued

1	LITIGATION	2	FINANCIAL STABILITY
RISK RATING: High		RISK RATING: High	
<p>The uncertainty relating to legal actions against the Group is high, with legal actions arising from combined claims resulting in material financial exposure.</p> <p>The multiplicity of actions, including class actions, have been filed by, and on behalf of, individual and institutional investors in several jurisdictions adds additional complexity to this risk.</p>		<p>The ongoing management of liquidity remains material for the financial stability of the Group.</p> <p>Due to the extent of the accounting irregularities, the late publication of the 2017 and 2018 Consolidated Financial Statements and the PwC forensic investigation (Phase I), certain financial creditors withdrew/reduced available banking facilities and/or credit facilities. This impacted on inter alia the Group's ability to maintain open banking facilities, raise additional funding, and obtain hedging facilities. In addition, cancellation of suppliers' credit insurance; resulted in a significant decrease in supplier credit facilities and, in certain instances, demand for prepayments.</p>	
<p>HOW WE ARE MITIGATING THE RISK</p> <p>The litigation working group oversees and provides advice to the Management Board on litigation.</p> <p>The litigation working group together with the Group's legal advisors assess the merits of claims.</p> <p>The litigation working group will continue to advise on exploring ways of resolving and settling litigation.</p> <p>The Management Board reports to the Supervisory Board on litigation.</p>		<p>HOW WE ARE MITIGATING THE RISK</p> <p>Appointment of appropriate advisors to assist the Group in engaging with stakeholders.</p> <p>Identify non-core assets and continue the disposal process of these assets to reduce debt and support liquidity.</p> <p>With the assistance of our advisors, develop restructuring plans and engage with financial creditors to obtain their support.</p> <p>The implementation of the CVA with the financial creditors of SEAG and SFHG, effective 13 August 2019, has significantly reduced the risk of financial instability.</p> <p>Obtain independent financing facilities at operational level.</p> <p>Detailed financial reporting on operational results to financial creditors.</p> <p>The introduction of detailed cash management procedures.</p> <p>Entered into a Lock-Up agreement and a three-year agreement with the Hemisphere financial creditors.</p> <p>Engage with all stakeholders, including providing market information in the form of quarterly updates.</p> <p>The publication of the 2019 half-year interim financial results.</p> <p>Ongoing investigations including the PwC forensic investigation (Phase II).</p> <p>Publication of the 2017 and 2018 Consolidated Financial Statements of the Company.</p>	

RISK MANAGEMENT
continued

3	TAX COMPLIANCE
RISK RATING: High	
<p>Due to the Group's operations across multiple jurisdictions, each with its own tax regulations, in-depth knowledge is required in order to ensure ongoing compliance. Consequently, reliance is placed on in-country advisors.</p> <p>The restatement of the Group's Consolidated Financial Statements may give rise both short- and long-term tax related consequences.</p> <p>Due to backlogs experienced by local tax authorities, the restated financial results would not have been considered by the local tax authorities yet and as a result the impact of potential tax adjustments, fines, penalties and/or refunds is unknown.</p> <p>Loss of people in key business areas and the loss of corporate knowledge further increase the risk as the rationale for past decisions and transactions may be lost. This may result in Group Companies being unable to provide detailed responses to tax enquiries from tax authorities. Current and future tax audits may give rise to further risks regarding tax positions taken by the Group in the past. Additional tax liabilities may arise in the case of adverse outcomes in any settlement negotiations, which could have a material effect on the Group's financial position and liquidity.</p> <p>Furthermore, as a multi-national group, there are a number of cross-border related party transactions in place in all spheres of the Group's business. Due to the increased focus of revenue authorities on transfer pricing arrangements, the Group faces potential risks in this context. If a tax authority concludes that the transactions under review are not at arm's length, the Group's tax liability would increase. Furthermore, the Group may incur significant legal expenses and devote substantial time to addressing these matters.</p>	
<p>HOW WE ARE MITIGATING THE RISK</p> <p>Frequent updating of tax risk registers and constant communication with the various reporting groups within the Group.</p> <p>Central Group monitoring and reporting of tax matters have been implemented and continues, which includes close involvement of the Chief Financial Officer.</p> <p>Appointment of appropriate tax specialists in the relevant affected jurisdictions to help advise on the current position in each jurisdiction.</p>	

4	REGULATORY COMPLIANCE
RISK RATING: High	
<p>During the Reporting Period, certain Group companies were not compliant with corporate laws and regulations in relation to the late publication of annual financial statements.</p> <p>The risk of failure to comply with corporate laws and regulations extends across several jurisdictions, is significant and could result in liability, including, but not limited to, mandatory shutdowns, damages, criminal prosecutions, financial fines and penalties, injunctive actions and loss of trade agreements and contracts.</p>	
<p>HOW WE ARE MITIGATING THE RISK</p> <p>This is a key focus of the finance functions across the Group in conjunction with the external statutory auditors.</p> <p>The Group is continuously engaging with relevant regulators.</p> <p>External legal specialists are continuously engaged to provide regulatory support where required.</p> <p>Our finance function continuously engages with the external auditors to expeditiously complete the single entity accounts in respect of the 2017, 2018 and 2019 annual financial statements.</p> <p>Going forward, Risk Management and Internal Audit will remain key focus areas of both the Management Board, the Audit and Risk Committee and the Supervisory Board.</p>	

RISK MANAGEMENT
continued

5	COMMERCIAL SUSTAINABILITY OF OPCOS
RISK RATING: Medium	
The Company's future operating results and value will depend upon the ability of each OpCo to preserve and increase their value through organic growth and improved efficiencies.	
<p>HOW WE ARE MITIGATING THE RISK</p> <p>Non-core and underperforming assets and product lines have mostly been disposed of and is a continuous process.</p> <p>Operational management is responsible and accountable for the commercial sustainability of their respective businesses.</p> <p>Alternative sources to finance the operations have been obtained and are continuously being explored by operational management.</p> <p>The improvement in supply chain processes.</p> <p>Planning of strategic distribution centre locations.</p>	

6	TALENT MANAGEMENT AND RETENTION
RISK RATING: Medium	
The Group's future success will depend on its ability to manage, attract and retain skilled and qualified human capital.	
<p>The loss of key individuals could result in short term instability.</p> <p>HOW WE ARE MITIGATING THE RISK</p> <p>The endeavours of Group and operational management continue to focus on attracting and retaining talented and experienced resources.</p> <p>Incentive and retention programmes have been introduced and are continuously being considered.</p>	

7	BRAND
RISK RATING: Medium	
The Company has experienced significant brand damage which continues to impact negatively on investor confidence and the operations of the OpCos.	
<p>HOW WE ARE MITIGATING THE RISK</p> <p>The implementation of the debt restructuring has contributed positively towards rebuilding investor confidence.</p> <p>The stability in the Management Board and transparent processes initiated with all stakeholders further contribute towards rebuilding the brand.</p> <p>The composition of the Supervisory Board in terms of newly appointed independent directors.</p> <p>Publishing the 2019 Consolidated Financial Statements.</p> <p>Cooperation with regulatory authorities in multiple jurisdictions.</p> <p>Where appropriate objecting to and filing appeal against adverse decisions and related actions taken by regulatory authorities.</p>	

RISK MANAGEMENT

continued

Principal risk comparison to the prior year

During the previous financial year, the principal risks of “fraud and ethics” and the “growth plans and disposal of non-core assets” were reported. These are no longer considered principal risks during the current financial year. Fraud and unethical behaviour are no longer considered a principal risk of the Company by the Management Board due to the restructuring of group services functions, improved controls and significant progress in the implementation of the remedial actions of the Remediation Plan during the period under review. The ethical tone that is set at the top by the Management Board in their dealings and the absolute zero tolerance for fraudulent and unethical behaviour have substantially lowered the risk. The disposal processes of non-core or non-performing assets are far advanced and associated growth plans have been finalised during the current financial year, and therefore this risk is no longer considered to be significant to the Company.

Principal risk post year-end

At the date of this Annual Report, the Group faces a significant risk in respect of COVID-19 and the impact on the financial well-being and performance of the OpCos. The effects are closely monitored by the Management Board and operational management and mitigated through considering alternative suppliers, shipping methods, reducing and cancelling ordered quantities, improvements to the end-to-end supply chain process and a concerted effort on the management of liquidity and the sourcing of alternative financing.

Principal risks: OpCos

The principal risks identified by operational management for reporting, evaluation and consideration by the Management Board include the following non-exhaustive list of risks and is not ranked in a critical order of significance:

- (i) Adverse economic cycles and trends;
- (ii) Supply chain failure;
- (iii) Adverse supplier credit facilities/terms;
- (iv) Competition;
- (v) Talent management and retention;
- (vi) Regulatory compliance, including health and safety;
- (vii) Failure to meet customer needs;
- (viii) Reputation and brand association with Steinhoff;
- (ix) Fraud and ethics violations; and
- (x) Technology infrastructure failure and cyber security.

In order to assess the risk of each of the OpCos, it is important to understand that these businesses operate in different markets across multiple jurisdictions, cultures and geographies.

If the principal risks as presented above realise this would have a significant adverse impact on the future existence of the Group.

Financial risk management

The Group's ability to manage financial risk was improved and assisted by the successful implementation of the CVA on 13 August 2019.

The Group's financial instruments are listed in the 2019 Consolidated Financial Statements. The Group did not speculate using derivatives or other financial instruments during the Reporting Period. Financial risks included, but were not limited to, capital risk, liquidity risk, exchange rate risk, market risk, interest rate risk and credit risk. Financial risks are controlled at operational level with guidance from the Management Board to ensure optimal risk mitigation.

Liquidity risk management

The significant liquidity risk faced by the Company and its OpCos during the Reporting Period remained. Refinancing activities were, and continue to be, actively pursued at our operational subsidiaries. The implementation of the CVA created an improvement in the liquidity risk faced by the Group due to the amendment of the maturity date for all external debt at Group level to 31 December 2021, as well as the introduction of accruing for interest rather than regular cash payment of such. The Group has disposed of several non-core assets in order to generate free cash flow and prevent debt default, and to enable it to settle ongoing payments to stakeholders, including financial creditors, suppliers and employees. The first repayment of the restructured debt has taken place during November 2019.

Currency volatility risk management

Currency volatility risk management is still severely constrained due to no trading facilities available at the Group level whilst the availability of facilities at operational level is limited by either volume (restricted facilities) or collateral requirements.

Interest rate risk management

The liquidity risk faced by the Group made it impossible to manage interest rate risk at both Company and Group level during the Reporting Period. Both the Company and the Group were faced with a material increase in interest rates. As stated previously, several asset disposals were required to ensure free cash flow with the current negative interest environment in Europe increasing the risk. Implementation of the CVA has enabled the Group to focus on improved interest rate management going forward.

Credit risk management

The credit risk faced by the Company and its OpCos during the Reporting Period remained substantial as short-term credit facilities were severely diminished and/or withdrawn. The Company and Group's creditworthiness was materially affected. As a result, suppliers refused to extend credit and payment terms due to the withdrawal of credit insurance for the Group. Other supplier

RISK MANAGEMENT

continued

payment terms were shortened due to the uncertainty surrounding the Group's financial position. The implementation of the CVA has enabled the Group to start improving the management of credit risk.

Code of Conduct compliance

The Management Board is responsible for ensuring that adequate frameworks and control systems are in place at OpCos to detect fraud and irregularities. The responsibility to detect and prevent fraud remains with management at an operational subsidiary level. This is emphasized through continuous sensitisation of operational internal audit functions as well as inclusion of such focus in internal audit processes. The operational internal audit function reports fraud and ethics violations to operational management. These reports are escalated to the Management Board and to the Audit and Risk Committee. Such reports include associated remedial actions.

The Management Board has resolved to ensure that the Group operates in an open and transparent manner with a view to ensure that information is provided to all within the legal parameters within which the Group currently operates.

The Group has adopted a Code of Conduct that sets out general policies and guidance as to how the Group and its Managing Directors, Supervisory Directors, officers and employees should conduct business. This Code of Conduct, complemented by the value of transparency, provides a framework for what the Group considers as responsible and ethical conduct and includes our core values. The values included in the Code of Conduct relate to how the Company's employees are to deal with conflicts of interest, restrictions on the acceptance of gifts, an explicit prohibition on the acceptance of bribes, the importance of accurate and timely record keeping, financial transactions and insider trading, the promotion of free competitive enterprise, commitment to health, safety and environment, a commitment to the compliance with laws, the protection of

the Company's intellectual property rights, safeguarding confidential information; and ensuring a culture of non-discrimination.

In view of the decentralised business model of the Group, these values are implemented at a local level by operational management. Although these values are therefore in principle a matter of operational responsibility, the application thereof is monitored by the Management Board at a Group level.

Furthermore, the Group has adopted a whistle-blower policy, which establishes the procedure for handling reportable concerns of suspected criminal or unethical conduct by, or within, the Group. This is being rolled out across all entities in the Group. The scope of this policy extends not only to concerns involving Managing Directors, Supervisory Directors, officers and employees, but also to matters involving shareholders, consultants, vendors, contractors, outside agencies and/or any other parties in a business relationship with the Group.

Compliance reports are reviewed by internal audit and reported to the Management Board and the Audit and Risk Committee on a quarterly basis, as well as to the Governance, Social and Ethics Committee. The Company has detailed policies in place governing ownership of, and transactions in, securities by Managing Directors, Supervisory Directors, closely associated persons and employees. The Code of Conduct, the whistle-blower policy and the policy on inside information, managers' transactions and insider lists are all available on the Company's website

www.steinhoffinternational.com.

Risk financing – insurance programme

Risk appetite and tolerance levels drive the risk retention which is based on the Group's risk profile and loss history. Where possible, predictable risk has been retained within the operational entities, or within the captive facility(ies) where economical to do so. The Management Board review and consider unpredictable risks identified by management, and defensive strategies are adopted where appropriate. Internal and external factors are monitored in order to identify current and emerging risks. Quarterly reporting to the Audit and Risk Committee continues.

The Group pursues a strategy of mitigating its insurable risks through a combination of self-insurance and commercial insurance coverage. The objective pursued is to ensure that the Group is always protected against significant and/or catastrophe losses while keeping the cost of risk at optimal efficient levels through a prudent combination of retention and risk transfer to the insurance markets. During the Reporting Period certain of the operational subsidiaries were self-insured through a cell-captive facility. The Group takes measures to assess and monitor the financial strength and creditworthiness of the commercial insurers from which it purchases insurance.

The Group's Directors and Officers liability insurance coverage is fully sourced from the international insurance market. The ongoing challenge remains to secure adequate limits and to manage the claims put to the market following the events of December 2017.

RISK MANAGEMENT

continued

Remediation Plan

During the previous Reporting Period, the Management Board developed a Remediation Plan, containing a wide range of measures to limit the possible recurrence within the Group of irregularities and instances of non-compliance with laws and regulations in the future.

The Remediation Plan is being implemented by the Group Compliance and Risk function, under Management Board responsibility, with updates being provided to the Management Board on a monthly basis. The Supervisory Board is overseeing the overall implementation of the Remediation Plan and receives quarterly updates from both the Management Board and the Audit and Risk Committee.

Work during the Reporting Period was concentrated on the continuous improvements to policies and procedures, both at the Company and OpCos. Significant further progress was made with the implementation of these remedial actions during the Reporting Period.

The Remediation Plan has been sub-divided into sections based on the issues to be addressed. A brief overview of the remedial action taken in each area during the Reporting Period is provided below:

Governance and control

A number of appointments were made to strengthen the Group Compliance and Risk function, including the new role of Chief Compliance and Risk Officer. A Remediation and Best Practice Committee, reporting to the Management Board, was established. This committee meets monthly to discuss progress made with the implementation of the Remediation Plan and to review outstanding actions.

The Supervisory Board and its committees were recomposed during the 2018 and 2019 Reporting Periods. The Supervisory Directors followed an induction programme.

Policies and procedures

Updating Group policies and procedures in respect of financial accounting and supplier and contract management, was a key focus throughout the Reporting Period. Significant progress was made but this process remains a principle area of activity. An updated whistleblowing policy was approved and the Group Compliance and Risk function is assisting the OpCos with a review of their current whistleblowing functions.

Actions emanating from the Forensic Report

As previously reported, the PwC forensic report was completed during the Reporting Period. Further investigations, dealing with specific matters identified in the report, and that in the view of the Special Supervisory Board sub-committee dealing with the forensic investigations of the Group warrant further examination, are continuing. These matters include the investigation of possible claims against third parties and entities.


The PwC forensic investigation identified a number of specific governance and procedural matters in respect of the Management Board. Certain proposed amendments to the Articles were adopted by the General Meeting in August 2019 and a number of new processes have subsequently been implemented, addressing the issues in full.

Those matters arising from the forensic investigation concerning the finance department were also largely dealt with and finalised, the exception being certain tax matters which, as discussed in the Financial and Business Review, are ongoing. In addition, where the necessary governance improvement actions impacted the Company Secretarial function, such changes were implemented.

Regulatory and legal matters

The Company is continuing to communicate and liaise with all relevant regulatory bodies and enforcement agencies and is cooperating in full as and when requested.

Specific requirements and measures in respect of the Group's business partners and special purpose vehicles are in progress.



SECTION 4: MANAGEMENT BOARD STATEMENTS

The Management Board has prepared this Annual Report in accordance with International Financial Reporting Standards (IFRS), as adopted by the EU and additional Dutch disclosure requirements for annual reports.

INDEX

Responsibility statements	66
In-control statement	66
Non-financial statement	66
Provision in the Articles regarding the allocation of profits	69

MANAGEMENT BOARD STATEMENTS

Responsibility statements

As required pursuant to section 5:25c paragraph 2(c) of the Dutch Financial Supervision Act, each of the Managing Directors hereby confirms that as far as each of them is aware:

- (i) subject to the judgements and estimates set out in the basis of preparation, the 2019 Consolidated Financial Statements give a true and fair view of the assets, liabilities, financial position and profit or loss of the Company and the enterprises jointly included in the consolidation; and
- (ii) the Annual Report gives a true and fair view of the position as at the Reporting Date, state of affairs during the Reporting Period of the Company and of the enterprises connected with it whose data are included in the 2019 Consolidated Financial Statements and the Annual Report describes the substantial risks with which the Company is being confronted.

In-control statement

The Management Board is responsible for the establishment and adequate functioning of a system of governance, risk management and internal controls in the Company. Consequently, the Management Board has implemented a range of processes and procedures designed to improve control by the Management Board over the Company's operations. These processes and procedures include measures regarding the general risk monitoring and management, and the control environment and specific guidelines on governance, including a code of conduct and a whistle-blowers policy.

These processes and procedures are aimed at providing the Management Board with a reasonable level of assurance that the significant risks of the Company and the Group have been identified and managed, and that the Company meets its operational and financial objectives in compliance with applicable laws and regulations.

The Group Internal Audit Function assesses the design and the operation of the

internal risk management, governance and control systems and reports (i) any flaws in the effectiveness of the internal risk management, governance and control systems, (ii) any findings and observations with a material impact on the risk profile of the Company and its affiliated enterprise, and (iii) any failings in the follow-up of recommendations made by the Group Internal Audit Function. In doing so, the Group Internal Audit Function provides assurance to the Management Board and the Supervisory Board that these systems are adequate and effective.

The Management Board has worked at continuing to improve the processes and procedures regarding financial reporting by means of:

- (i) clear target setting and monitoring together with the reset of roles and responsibilities within the finance teams globally;
- (ii) proper archiving and securing of company data, enhanced by information sharing and centralisation of information;
- (iii) implementation of the consolidation system for global consolidation;
- (iv) implementation of new accounting systems for transactional processing in the UK as well as system improvements in local processing of holding entities onto a system previously done manually and without proper segregation; and
- (v) implementation of software to manage the preparation of financial statements, which aligns with regulatory requirements set by South African regulators;

and it is of the opinion that:

- (i) the Annual Report provides sufficient insights into any failings in the effectiveness of the internal risk management and control systems;
- (ii) the aforementioned systems provide reasonable assurance that the financial reporting does not contain any material inaccuracies; and

- (iii) the Annual Report states those material risks and uncertainties that are relevant to the expectation of the Company's continuity for the period of twelve months after the preparation of this Annual Report.

The Management Board draws specific attention to the going concern statement included in the Basis of Preparation section of this Annual Report in which a number of assumptions and uncertainties have been detailed. Based on these assumptions and uncertainties, the financial reporting is prepared on a going concern basis. The Management Board has discussed the above opinion and conclusions with the Audit and Risk Committee, the Supervisory Board and the External Auditor.

Non-financial statement

In view of the accounting irregularities, which were uncovered in December 2017 and the consequences thereof for the Group, the Company's primary objective continues to revolve around achieving long-term value preservation within the Group.

The Company aims to achieve this financial objective as well as its non-financial objectives by means of the decentralised business model of the Group, which allows for a tailor-made governance on an operational level complemented by the Management Board exercising its rights at the operational level where appropriate and maintaining regular contact with local management. The decentralised business model includes sourcing where each operating entity is responsible for the supply chain applicable to its market and customers. For an overview of the Group's decentralised operational model, reference is made to the Operational Review in this Annual Report.

In view of the markets it operates in, and the types of products and services it delivers, the Group has no formal policies relating to environmental, social, employee, and human rights-related matters and the risks associated with these subjects is relatively low. The aforementioned

MANAGEMENT BOARD STATEMENTS

continued

subjects are nevertheless addressed in the Code of Conduct and both the Company and management at operational level are expected to safeguard the values embodied therein. For further information concerning the Code of Conduct, reference is made to the section Compliance Risk Management in the Risk Report. For the principal risks which are important to the Group, reference is made to the Risk Report.

Diversity

On 30 August 2018, the Supervisory Board adopted a diversity policy. The policy identifies the following objectives to further improve the diversity within the Supervisory Board and the Management Board:

- (i) qualifications and previous experience, particularly in the fields required to ensure balanced boards, shall be key considerations for nominations to both the Supervisory Board and the Management Board;
- (ii) with respect to nationality, subject to and taking into account the South African Reserve Bank requirement that the Company be managed from South Africa, the Supervisory Board shall strive to nominate Managing Directors from the regions where the Group Companies operate, and that no nationality should count for more than 75% of the Managing Directors;
- (iii) further with respect to nationality, the Supervisory Board shall strive to nominate Supervisory Directors from the regions where the Group Companies operate, and that no nationality should count for more than 75% of the Supervisory Directors;
- (iv) with respect to gender, the Supervisory Board shall strive for a composition of both the Supervisory Board and the Management Board of not less than 30% male and not less than 30% female; and
- (v) with respect to age, the Supervisory Board shall strive to ensure an appropriate age diversity within the Supervisory Board and the Management Board;

(vi) it being understood that, in the selection of a candidate on the basis of the above criteria, the rules and generally accepted principles of non-discrimination (on grounds such as ethnic origin, race, disability or sexual orientation) will be taken into account.

All five Managing Directors who held office during the Reporting Period (or part thereof) were male and Managing Directors appointed have been nominated based on the above criteria, taking into account the qualifications required in view of the challenges faced by Steinhoff. Within the context of the nomination and appointment of Managing Directors, the Supervisory Board selects candidates based on such qualifications and regardless of gender which is in accordance with the above diversity policy. Due to the resignations of Managing Directors Danie van der Merwe, Philip Dieperink and Alexandre Nodale during the Reporting Period, on the Reporting Date both remaining Managing Directors had South African nationality (100%) and lived in South Africa. If and when selecting and nominating candidates for the Management Board, the Supervisory Board will take the diversity policy into consideration to safeguard a balanced apportionment of the seats of the Management Board, including objective (ii) above.

On the Reporting Date, four out of eight Supervisory Directors were female (50%) and five out of eight Supervisory Directors had South African nationality (62.5%) and lived in South Africa. Hugo Nelson, who lives in South Africa and has both South African and Maltese nationality, is counted as having South African nationality for this purpose. In accordance with the objective to strive to nominate Supervisory Directors from the regions where the Group operates and that no nationality should count for more than 75% of the Supervisory Directors, the Supervisory Board nominated Paul Copley (with British nationality) and David Pauker (with United States nationality) for appointment to the Supervisory Board. Both Paul Copley and David Pauker were subsequently appointed by the General

Meeting on 30 August 2019. If and when selecting and nominating candidates for the Supervisory Board, the profile of the Supervisory Board and the diversity policy will be taken into consideration.

The diversity policy and the profile of the Supervisory Board can be viewed on the Company's website www.steinhoffinternational.com.

Black Economic Empowerment

Steinhoff supports the aims of the Broad-Based Black Economic Empowerment legislation in South Africa and focuses on enhancing the South African operating companies' compliance with the relevant laws and scorecards. To this end, on 19 December 2019, Steinhoff's South African subsidiary, Steinhoff Africa Holdings (Pty) Ltd. sold 25.1% of their stake in Unitrans motor business to Kapela.

Social responsibility and sustainability

During the Reporting Period, the Company supported the following two causes.

Extended Family

Steinhoff has been the key financial partner of the Steinhoff Extended Family programme since its official inception in March 2003 when Steinhoff partnered with Abraham Kriel Childcare (AKC) to provide essential services to orphaned children affected by severe trauma, HIV/Aids and who are not housed in a formal institution like an orphanage. To reach more children and have a greater impact Steinhoff and AKC introduced the Steinhoff Extended Family home-based care programme. It started with an initial group of 15 children, who are called beneficiaries, which gradually expanded to approximately 400 beneficiaries in 2019. Steinhoff's financial contribution is the primary funds used for the programme. The aim of Steinhoff's involvement in this initiative is to provide children who are affected by HIV/Aids and severe trauma with food, clothes, social services and, where necessary, ARV treatment. Beneficiaries are included in the programme on a 'needs only' basis, and the recipients are mostly individuals from child-headed families where the parents have passed away due to

MANAGEMENT BOARD STATEMENTS

continued

HIV/Aids or where the child was removed from an abusive environment by a court judgement. In some instances, they live with another family member or grandparent as part of an already extended family where resources are severely under pressure. Many of the caregivers who work in the programme today to assist with the care of the beneficiaries, especially the smaller children, are 'graduates' from the programme themselves. The services rendered to these beneficiaries through the partnership include the following:

- Provision of food. Daily meals consist of meat, a starch and two vegetables, two fruits and bread. This is provided to each beneficiary 365 days a year.
- Enrolment of the children into school, including properly equipping each child to attend their classes.
- Attention to health issues, bereavement counselling, facilitation with proper registrations with government departments and applications for grants to further support the family.
- Regular visits to their homes by the caregivers.
- Where relevant, younger children are enrolled in school after-care programmes, where they eat, get help with homework and participate in life skill classes.

In addition, with the help of Steinhoff, Abraham Kriel runs a training facility that provides a limited number of learnerships for the Abraham Kriel graduates or their family members to equip the individual with a skill i.e. building and plastering, tiling and painting, assistant chef etc. which they can use to earn an income and break the poverty circle.

The Steinhoff commitment gave Abraham Kriel a level of financial sustainability that allowed for long-term planning to ensure that a real impact could be made. It also allowed for the promise that children could be given the gift to grow and develop so that their dreams have a chance of becoming a

reality. Unlike a one-off charity donation, the Steinhoff Extended Family programme is an example of a long-term investment where time and trust are key to its success. This partnership and its extended investment give the programme the time it requires to accomplish what is necessary, especially for raising children.

- It takes time for children to recover from malnutrition to a state of health.
- It takes time to recover from the loss of a parent and regain hope.
- It takes time for children to grow up and become productive members of society.
- It takes time to develop self-confidence and the life skills of an adult.

The financial contribution from Steinhoff for the Reporting Period amounts to ZAR4.7 million.

Knysna Initiative for Learning and Teaching

Recognising the need for improved access to quality education in South Africa, Steinhoff had a desire to contribute to the advancement of learning and teaching in under-resourced schools. Steinhoff partnered with KILT (Knysna Initiative for Learning and Teaching) in April 2017 to provide support to certain under-resourced and non-fee-paying schools in the Knysna municipal area by way of sponsorship in the form of providing funding for specific needs which include funding for:

- equipment and learning material;
- teacher development;
- additional teachers in order to reduce class sizes;
- the repair of school infrastructure with specific focus on ablution facilities; and
- the establishment of after school study clubs and psycho-social and remedial programmes for both primary and secondary school learners.

KILT has become a mainstay of support to the 17 government schools, the teachers and the 12 000 learners in greater Knysna. In order to measure their performance to

their funding partners, KILT uses six key performance indicators to monitor and evaluate its ongoing projects:

- learners' academic and personal development
- learners' absenteeism and pass rates,
- provincial and KILT benchmarks for assessing learners' performance on tests
- sports participation
- participation in extramural activities, and
- professional development of teachers.

The Knysna Initiative for Learning and Teaching (KILT) has made significant progress since its launch in April 2017. 2019 has seen KILT consolidating its programme to become what they believe will be a leading model of systemic school support in South Africa. From their initial, and ongoing focus on the funding of teacher and auxiliary staff posts in 2017 and the upgrading of ablution facilities, KILT now delivers 13 other projects at all levels of the school system across 17 schools and 12 000 learners - mostly from very disadvantaged communities. The support projects range from Leadership Development to Psycho-social, remedial and reading support, study clubs, sport, math's & science and Lego Robotics.

KILT is doing a feasibility study on supporting phased-in self-sustaining energy and water harvesting as it is relevant to South African circumstances and KILT's view on sustainable school support in the future. Within a year of implementation, this will potentially save approximately 30% of the schools' utility expenses which will result in the schools to start having discretionary money to address some of their own infrastructure challenges that cannot be funded from the Steinhoff annual donation.

2020 will see KILT focus more on teacher support programmes that will begin to address the overwhelming evidence of poor teaching outcomes in South Africa. This will be filtered through the KILT-affiliated educator body by introducing Community of Practice methodology across projects.

MANAGEMENT BOARD STATEMENTS

continued

Communities of practice are formed by profession-related peers who engage in a process of collective learning in a shared domain of human endeavour.

The financial contribution from Steinhoff for the Reporting Period amounts to ZAR14.9 million. The sponsorship with KILT amounts to ZAR15 million in donation annually for a period of five years starting from 2017.

Provision in the Articles regarding the allocation of profits

Articles 35.1 through 35.3 of the Articles stipulate:

“35.1 Distribution of profit shall be made after adoption of the annual accounts

if permissible under the laws of the Netherlands given the contents of the annual accounts.

35.2 The Management Board may, with the approval of the Supervisory Board, resolve that the profit realised during a financial year will fully or partially be appropriated to increase and/or form reserves.

35.3 The allocation of profit remaining after application of article 35.2 shall be determined by the General Meeting, provided that such resolution to allocate the remaining profits can only be adopted on a proposal of the Management Board, with the approval of the Supervisory Board. The Management Board shall make, with the approval of the Supervisory Board,

a proposal for that purpose with due observance of the provisions of articles 35.4 and 35.5. A proposal to allocate profit shall be dealt with as a separate agenda item at the General Meeting.”

The Management Board


30 June 2020

L.J. (Louis) du Preez

Chief Executive Officer

T.L. (Theodore) de Klerk

Chief Financial Officer





CORPORATE GOVERNANCE REPORT

Corporate governance in Steinhoff involves the set of relationships that have been established between the Management Board, the Supervisory Board, shareholders and other stakeholders. Corporate governance also provides the structure through which the Company's objectives are set and the means of attaining those objectives and of monitoring performance are determined.



INDEX

Introduction	72
Management Board	72
Supervisory Board	75
General Meeting	82
Dutch Corporate Governance compliance	84
Disclosures pursuant to Dutch Decree implementing article 10 EU Takeover Directive	85

CORPORATE GOVERNANCE REPORT

Introduction

This report provides an outline of the corporate governance structure of the Company and covers corporate governance matters relevant to the Company during the Reporting Period. Pursuant to the DCGC, the Management Board and the Supervisory Board are responsible for the corporate governance of the Company.

The Company is a public limited liability company incorporated under the laws of the Netherlands, has its corporate seat in Amsterdam, the Netherlands and its head office in South Africa. The Company is registered with the Trade Register in the Netherlands under number 63570173 and has its primary listing on the FSE in Germany. It has a secondary listing on the JSE in South Africa.

The Company has a two-tier board structure, consisting of the Management Board and the Supervisory Board. The Management Board and the Supervisory Board are accountable to the General Meeting. The Company's corporate governance structure is based on the Articles, the Regulations of the Management Board, the Regulations of the Supervisory Board and its committees, as well as the applicable laws and regulations, including the DCGC. The Articles, the Regulations of the Management Board, the Regulations of the Supervisory Board and its committees, together with the Supervisory Board's rotation schedule and the Supervisory Board profile, can be viewed on the Company's website at www.steinhoffinternational.com. The full text of the DCGC is available at www.mccg.nl.

Management Board

The role of the Management Board is to manage the Company. Pursuant to the DCGC, the Management Board is responsible for the continuity of the Company and Group's business and focuses on long-term value creation for the Company and the Group's business and takes into account the stakeholder interests that are relevant in this context. The Supervisory Board monitors the Management Board in this. The Management Board is responsible for identifying and managing the risks associated with the Company's strategy and activities.

Duties and powers of the Management Board

The Management Board derives its powers and duties from Dutch law and the Articles. When discharging its duties, the Management Board shall act in accordance with the interests of the Company and the business connected with it, taking into consideration the interests of the Company's stakeholders. The Management Board is primarily responsible for:

- (i) drafting proposals regarding the short- and long-term strategy of the Company;
- (ii) communicating the Company's financial strategy;
- (iii) drafting the annual budget of the Company, as well as – after adoption by the Management Board – the implementation thereof;
- (iv) the appointment and dismissal of members of the executive committees and managers who report to the Management Board;
- (v) determining the remuneration of managers who report to the Management Board;
- (vi) the financial reporting of the Company; and
- (vii) overseeing and ensuring the integrity of the Company's financial statements.

The Regulations of the Management Board describe the powers, duties, as well as working methods and the decision-making process of the Management Board. The most recent version of Regulations of the Management Board can be viewed on the Company's website www.steinhoffinternational.com.

Pursuant to the Regulations of the Management Board, certain significant resolutions of the Management Board are subject to the approval of the Supervisory Board and the General Meeting. These resolutions are detailed in schedules 2 and 3 of the Regulations of Management Board. In February 2020, the Supervisory Board resolved that settlement of litigation in excess of EUR 50 million is subject to the approval of the Supervisory Board. The

Regulations of the Management Board were revised accordingly.

Composition, appointment, removal, suspension and other positions of Managing Directors

General

Pursuant to the Articles, the Management Board shall consist of at least two Managing Directors, with the number of Managing Directors to be determined by the Supervisory Board. Following a non-binding nomination by the Supervisory Board, with due observation of the provisions under the Articles, the Managing Directors are appointed by the General Meeting. If and when selecting and nominating candidates for the Management Board, the diversity policy is taken into consideration.

Pursuant to the DCGC, a Managing Director is appointed for a maximum period of four years and a Managing Director may be reappointed for a term of not more than four years at a time, which reappointment should be prepared in a timely fashion and take the diversity policy into account. A Managing Director may be suspended or removed by the General Meeting at any time. Suspension or removal shall be made upon a proposal by the Supervisory Board. A Managing Director may also be suspended by the Supervisory Board at any time. A resolution by the General Meeting to remove or suspend a Managing Director not proposed by the Supervisory Board may only be adopted by at least two-thirds majority of the votes cast, provided that such majority represents more than one-third of the Company's issued capital. If the quorum referred to in the preceding full sentence is not met, a second General Meeting as referred to in Section 2:120, subsection 3, of the DCC cannot be convened. Any suspension may be extended one or more times, but may not last longer than three months in the aggregate. If, at the end of that period, no decision has been taken on termination of the suspension or on removal, the suspension shall end.

Persons who are (i) a supervisory board member (or non-executive director) of more than two legal persons; and (ii) chairman of the supervisory board of a legal person (or

CORPORATE GOVERNANCE REPORT
continued

of the management board if management duties are allocated amongst executive and non-executive directors) may not be appointed as a director of a company insofar that company has not met at least two of the criteria referred to in Article 397(1) and (2) DCC (which is the case for Steinhoff). During the Reporting Period, none of the Managing Directors held positions which would constitute a breach of this requirement.

Composition of the Management Board

As at the Reporting Date and as at the date of this Annual Report, the Management Board consisted and consists of Louis du Preez and Theodore de Klerk. Alexandre Nodale resigned as Deputy CEO and Managing Director on 11 April 2019, Philip Dieperink stepped down as CFO and Managing Director on 31 August 2019, by mutual consent.

Curricula Vitae of all the Managing Directors who have held office during the Reporting Period are given below.

Daniel Maree (Danie) van der Merwe
South African, Male
(date of birth: 21 May 1958)

BCom, LLB

Until his designation by the Supervisory Board as acting CEO on 19 December 2017, Danie van der Merwe served as the Company's Chief Operating Officer. In early 1998, following the merger of Roadway Transport group with Steinhoff Africa, he joined the Group and in 1999, was appointed as a director of SIHPL. He previously acted as chief executive officer for Steinhoff's southern hemisphere operations and was appointed as Chief Operating Officer in 2013. During the Reporting Period, Danie van der Merwe held several other appointments within the Group. He also served as a non-executive director of Pepkor and KAP.

Danie van der Merwe was appointed a Managing Director on 30 November 2015. He resigned as acting CEO and Managing Director of the Company effective 31 December 2018. Until 31 December 2019, Danie van der Merwe assisted Louis du Preez and the Management Board.

Louis Jacobus (Louis) du Preez
South African, Male
(date of birth: 2 May 1969)

BCom, LLB

The Supervisory Board nominated Louis du Preez as Commercial Director and Managing Director on 19 December 2017. He acted in such capacity until his appointment by the General Meeting on 20 April 2018.

Louis du Preez obtained his bachelor's degree from the University of Stellenbosch and went on to qualify as an attorney of the High Court of South Africa in 1997 after completing his articles. He joined Jan S de Villiers and was appointed a partner of the firm in 1998. With the merger of Werksmans Attorneys in 2009, he became a member of the national executive committee of the combined firm and served as such until early 2017. While practising as an attorney, he advised clients on a variety of corporate and commercial matters. He joined the Group as General Counsel in mid-2017. Louis du Preez served as non-executive director of KAP Industrial Holdings Limited from 1 October 2017 until 3 April 2019. He has also served as a non-executive director of Pepkor since January 2018. He currently continues to serve as a director of several other Group companies.

Effective 1 January 2019, the Supervisory Board designated Louis du Preez as CEO.

Philip Jean (Philip) Dieperink
South African and Dutch, Male
(date of birth: 15 April 1956)

(BCom (Hons), CTA, CA(SA), H. Dip (Tax))

The Supervisory Board nominated Philip Dieperink as Chief Financial Officer and Managing Director on 4 January 2018. He acted in such capacity until his appointment by the General Meeting on 20 April 2018.

Philip Dieperink earned his Honours degree in Accountancy at the University of Pretoria and joined Deloitte & Touche in 1980, where he qualified as a chartered accountant in 1983. He transferred to the tax division specialising in corporate and international tax planning and became a tax partner

in 1987. After leaving Deloitte, he joined Unitrans Limited as chief financial officer and helped develop the strategic direction and growth of this group over 10 years, until 2007 when Unitrans was purchased by Steinhoff. In September 2007, Philip Dieperink relocated to the United Kingdom to assume the position of chief financial officer of Steinhoff UK Holdings.

Until his resignation as CFO and Managing Director on 31 August 2019, he also served as a director of several group companies and as a non-executive director of Pepkor.

Theodore le Roux (Theodore) de Klerk
South African, Male
(date of birth: 30 October 1969)

(BCom (Hons), CTA, HDip (Tax), CFM)

The Supervisory Board nominated Theodore de Klerk as Operational Director and Managing Director on 28 February 2018. He acted in such capacity until his appointment by the General Meeting on 20 April 2018.

Theodore de Klerk completed his articles with Ernst & Young and worked for four years as a corporate tax consultant. He joined Murray & Roberts as financial director of its marine construction operation and spent five years with Gensec Investment Bank as part of its corporate finance advisory unit, focusing on mergers & acquisitions, capital raisings and related structuring functions. In 2003, he joined Steinhoff as a senior executive with responsibility for corporate advisory services and investor relations. In 2008 he was appointed Chief Executive Officer of SteinBuild, the group's Southern African building materials division, a position he held until 2015. He served as a non-executive director of KAP Industrial Holdings Limited from 1 October 2017 until 3 April 2019. He currently continues to serve as a director of several Group companies.

Effective 1 September 2019, the Supervisory Board designated Theodore de Klerk as CFO.

CORPORATE GOVERNANCE REPORT
continued

Alexandre Richard (Alexandre) Nodale
French, Male
(date of birth: 28 January 1978)

The Supervisory Board nominated Alexandre Nodale as Deputy CEO and Managing Director on 19 December 2017. He acted in such capacity until his appointment by the General Meeting on 20 April 2018.

Alexandre Nodale attended the Management school of Business of Rouen NEOMA from 1997 to 2000. He started his career at the headquarters of the listed company PPR (now Kering Group) in 2000 as a financial controller before taking the position of Head of Information and Financial Planning in October 2005. In that position, he was in charge of the medium- and long-term financial forecasting for the group as well as the relationship with the rating agencies. He became PPR's Financial Control Director in October 2007. He joined Conforama Group as Deputy Director in charge of finance in 2009 and became Deputy Chief Executive Officer in 2012 before being appointed Chief Executive Officer in January 2015. In the same month, he joined the board of Eco-mobilier and Eco-Systèmes (now ESR), two French organisations that specialise in the recycling of furniture and electronics. Alexandre Nodale resigned as Deputy CEO and Managing Director on 11 April 2019.

Positions of Managing Directors on boards of listed companies which are considered Affiliated Companies

Until 13 November 2018, Danie van der Merwe served as a non-executive director on the board of KAP. Danie van der Merwe also served as non-executive director on the board of Pepkor (previously named Steinhoff Africa Retail Limited). On 1 October 2017, Louis du Preez and Theodore de Klerk were appointed to the board of KAP. They subsequently resigned on 3 April 2019.

As at the date of this Annual Report, Louis du Preez is an executive director of SINVH, and Louis du Preez and Theodore de Klerk are non-executive directors of Pepkor.

The main elements of the contracts with the Managing Directors, who were appointed on 20 April 2018, as at the date of their appointment are available on the Company's website www.steinhoffinternational.com.

Management Board meetings, attendance, resolutions, authority to represent and committees

Pursuant to the Articles, the Management Board shall meet as often as deemed necessary for the proper functioning of the Management Board. Under the Regulations of the Management Board, the Management Board shall meet at least once per two months. Meetings shall, as much as possible, be scheduled annually as much as possible in advance. The Management Board shall also meet earlier than scheduled if this is deemed necessary by the Chief Executive Officer or the Company Secretary. Meetings of the Management Board are in principle called by the Chief Executive Officer or the Company Secretary, in consultation with the Chief Executive Officer. With due observance of the Regulations of the Management Board, each Managing Director has the right to request that a meeting of the Management Board be called and/or that an item be placed on the agenda for a Management Board meeting. The Company Secretary shall assist in relation thereto. A Managing Director may be represented at Management Board meetings by another

Managing Director holding a proxy in writing.

Pursuant to the Articles, each Managing Director has the right to cast one vote. Under the Regulations of the Management Board, the Managing Directors shall endeavour to achieve that resolutions are, as much as possible, adopted unanimously.

When determining how many votes are cast by Managing Directors or how many Managing Directors are present or represented, no account shall be taken of Managing Directors that are not allowed to take part in the discussions and decision-making by the Management Board pursuant to the laws of the Netherlands, the Articles or the Regulations of the Management Board. Management Board resolutions may at all times be adopted in writing, provided the proposal concerned is submitted to all Managing Directors then in office in respect of whom no conflict of interest exists and none of them objects to this manner of adopting resolutions, evidenced by written statements from all relevant Managing Directors then in office.

The Management Board follows a regular meeting schedule with meetings held approximately every other week.

The Company is represented by the Management Board jointly and each Managing Director also has the individual authority to represent the Company. The Management Board may appoint officers with general or limited power to represent the Company. Each officer shall be authorised to represent the Company, subject to the restrictions imposed on him or her.

Pursuant to the Articles, the Management Board may, as it deems necessary, establish committees pertaining to the Management Board and the performance of its duties. The Management Board appoints the members of each committee and determines the tasks of each committee and may establish rules regarding its working methods and decision-making process. Such rules shall then be put in writing. The Management Board may, at any time, change the duties and the composition of each committee.

CORPORATE GOVERNANCE REPORT

continued

The Management Board remains collectively responsible for decisions prepared and/or taken by such committee.

Remuneration of Managing Directors

The General Meeting approved the Remuneration Policy for the Management Board on 1 December 2015. A description of the Remuneration Policy and its implementation during the Reporting Period are included in the Remuneration Report. The Remuneration Policy can be viewed on the Company's website www.steinhoffinternational.com.

Company Secretary

The Company's Secretary is appointed and replaced by the Management Board, subject to the approval of the Supervisory Board. All Managing Directors, Supervisory Directors and committees have access to the advice and services of the Company Secretary. The Company Secretary sees to it that correct Supervisory Board and Management Board procedures are followed and that the obligations of the Supervisory Board and the Management Board under applicable laws, as well as the Regulations of the Supervisory Board, the Regulations of the Management Board and/or the Articles are complied with. The Company Secretary assists the chairperson of the Supervisory Board and the Chief Executive Officer of the Management Board in the organisation of the affairs of the Supervisory Board and the Management Board, respectively. During the Reporting Period, Ewoud van Gellicum was the Company Secretary of Steinhoff International Holdings N.V.

Chief Compliance and Risk Officer

Louis Strydom was appointed Chief Compliance and Risk Officer and tasked with the implementation of the Remediation Plan. He was also appointed as the Company's senior internal auditor and risk manager, replacing the previous senior internal auditor and risk manager. He reports directly to the CEO and has a reporting responsibility to the Audit and Risk Committee. Louis Strydom joined the Group on 1 July 2019.

Supervisory Board

Introduction

The role of the Supervisory Board is to supervise the policies of the Management Board and the general affairs of the Company and the business connected with it, as well as to assist the Management Board by providing advice. In discharging its role, the Supervisory Board shall be guided by the interests of the Company and the business connected with it and shall take into account the relevant interests of the Company's stakeholders.

Duties and powers of the Supervisory Board

The Supervisory Board established the Regulations of the Supervisory Board, which govern its working methods and decision-making process (including its duties). The latest version of the Regulations of the Supervisory Board can be viewed on the Company's website www.steinhoffinternational.com.

The supervision of the Management Board by the Supervisory Board includes monitoring:

- (i) the strategy relating to long-term value creation of Company and its affiliated enterprise;
- (ii) the activities of the Management Board regarding the creation of a culture aimed at long-term value creation of the Company and its affiliated enterprise;
- (iii) the Internal Audit function;
- (iv) the effectiveness of the internal risk management and control systems;
- (v) the integrity and quality of the financial reporting process;
- (vi) the information- and communication technology (ICT) systems of the Company and the managing of the risks associated with cybersecurity;
- (vii) the safeguarding of the Management Board's responsibilities and process of providing information to the Supervisory Board; and
- (viii) compliance with applicable laws and regulations;

- (ix) the relations with the shareholders;
- (x) the risks associated with the remuneration structure for employees of the Company and its affiliated enterprise;
- (xi) the corporate social responsibility issues that are relevant to the Company; and
- (xii) handling and deciding on reported (potential) conflicts of interests.

There were no conflicts of interest with any Managing Directors nor Supervisory Directors reported during the Reporting Period.

Reference is made to note 29 (Related-party transactions) of the 2019 Consolidated Financial Statements for a description of any related party transactions.

Composition, appointment, removal and suspension of Supervisory Directors

Pursuant to the Articles, the Supervisory Board shall consist of at least five Supervisory Directors. Only individuals can be Supervisory Directors. If the number of Supervisory Directors in office is less than five, the authorities of the Supervisory Board and of the remaining Supervisory Directors or Supervisory Director shall continue to apply in full. The Supervisory Board will then forthwith take measures to increase the number of Supervisory Directors. The Supervisory Board shall determine the exact number of Supervisory Directors. Pursuant to the DCGC, a Supervisory Director is appointed for a period of four years and may then be reappointed once for another four-year period. The Supervisory Director may then subsequently be reappointed again for a period of two years, which appointment may be extended by at most two years. In the event of a reappointment after an eight-year period, reasons should be given in the report of the Supervisory Board. In any appointment or reappointment the profile of the Supervisory Board should be observed.

Supervisory Directors are appointed by the General Meeting. Appointment shall be made upon a non-binding nomination by the Supervisory Board. The Supervisory Board

CORPORATE GOVERNANCE REPORT
continued

shall make its non-binding nomination within one month of the date that the Management Board has in writing invited the Supervisory Board to do so. The right of the Supervisory Board to make a non-binding nomination shall not be affected in the event that such written invitation of the Management Board remains forthcoming. The Supervisory Board shall take the profile of the Supervisory Board into consideration when it makes its non-binding nomination. A non-binding nomination shall be included as an item in the notice of the General Meeting at which the appointment shall be considered. At the General Meeting only candidates whose names are stated on the agenda of the meeting can be voted on for appointment as Supervisory Director.

A resolution by the General Meeting to appoint a Supervisory Director not nominated by the Supervisory Board shall be adopted by at least two-thirds majority of the votes cast, if such majority represents more than one-third of the Company's issued capital. A second General Meeting may not be convened.

A resolution by the General Meeting to remove or suspend a Supervisory Director not proposed by the Supervisory Board shall be adopted by at least two-thirds majority of the votes cast, provided that such majority represents more than one-third of the Company's issued capital. A second General Meeting may not be convened. Any suspension may be extended one or more times but may not last longer than three months in the aggregate. If, at the end of that period, no decision has been taken on termination of the suspension or on removal, the suspension shall end.

Curricula Vitae per the Reporting Date of all the Supervisory Directors who have at any time held office during the Reporting Period, are given below.

H.J. (Heather) Sonn
(South African) (Female)
(date of birth: 20 October 1971)

BA (Political Science), MSc Foreign Service/ International Affairs (international trade and finance, international business, negotiation, southern Africa development matters)

Heather Sonn was appointed as a Supervisory Director of the Company on 30 November 2015, having previously served as an independent non-executive director of Steinhoff Limited since December 2013. On completion of her studies in 1997, she joined Merrill Lynch New York as an investment banking analyst. She returned to South Africa in 1999 and took up a position with Sanlam Investment Management in Cape Town. Heather Sonn has served as chief executive for Legae Securities, deputy chief executive for WIP Capital, chief executive for The Citizens Movement, is a former director of Strate and was instrumental in building the basis for Barclays' global integrated bank initiative while at Barclays Bank plc. On the Reporting Date, she was an independent non-executive director on the board of Steinhoff Investment Holdings Limited, a board member of Gamiro Investment Group and of Reinsurance Group of America SA.

On the Reporting Date, she also served on the Board of non-profit organisation, GreenCape as a fellow and moderator of the Aspen Institute's Global Leadership Network.

On 14 December 2017, the Supervisory Board designated Heather Sonn as chairperson of the Supervisory Board. Her term in office as Supervisory Director expired on 1 March 2018. She was appointed by the Supervisory Board to chair the annual General Meeting held on 20 April 2018. Heather Sonn was reappointed to the Supervisory Board by the General Meeting on 20 April 2018 for a period that runs with effect from the conclusion of the AGM on 20 April 2018 until the close of the Company's annual General Meeting to be held in 2022. She also served as chairperson of the Nomination Committee.

On 18 May 2020 Heather Sonn resigned from all functions at the Steinhoff Group,

and specifically as the chairperson of both the Company and Steinhoff Investment Holdings Limited.

P.N. (Peter) Wakkie
(Dutch) (Male)
(date of birth: 22 June 1948)

LLB

Peter Wakkie was re-appointed to the Supervisory Board on 30 August 2019, for a period that runs with effect from the conclusion of the AGM on 30 August 2019 until the close of the Company's annual General Meeting to be held in 2021.

He is Deputy Chairman and chairman of the Governance, Social and Ethics Committee. He earned a bachelor's degree in law from the University of Utrecht in 1972. He then joined the Dutch law firm De Brauw Blackstone Westbroek specialising in mergers and acquisitions and corporate litigation and served as the firm's Managing Partner from 1997 to 2001. He then became a founding partner of the firm Spinath & Wakkie B.V. in 2010 (renamed Wakkie & Perrick). He served as a Member of the Executive Board of Royal Ahold N.V. from 2003 to 2009 where he also held the position of Chief Corporate Governance Counsel. He was heavily involved in Royal Ahold's restructuring and divestment program and became chief architect of its corporate responsibility strategy. Peter Wakkie has held numerous roles on supervisory boards throughout his career. He is currently a member of the supervisory board of BCD Holdings N.V. He was deputy chairman of the supervisory board of ABN AMRO Bank N.V. from 2009 to 2015 and chairman of the supervisory board of Wolters Kluwer N.V. until 2017. He also served as the chairman of the supervisory board of TomTom N.V. until April 2019.

CORPORATE GOVERNANCE REPORT
continued

<p>M.A. (Moira) Moses <i>(South African) (Female)</i> <i>(date of birth: 27 January 1965)</i></p>
BA

Moira Moses was appointed to the Supervisory Board on 20 April 2018, for a period that runs with effect from the conclusion of the AGM on 20 April 2018 until the close of the Company's annual General Meeting to be held in 2022.

On 22 May 2020, the Supervisory Board designated Moira Moses as chairperson of the Supervisory Board and appointed her as chairperson of the Nomination Committee.

She is a member of the Audit and Risk Committee and Chairperson of the Human Resources and Remuneration Committee. She graduated from the University of the Witwatersrand in 1987 and completed a Management Advancement Programme at the Business School of the University of the Witwatersrand in 1995. She enjoyed a successful career in the motor industry holding the position of Managing Director of Land Rover, Volvo and Jaguar in Southern Africa from 2000 to 2004. Ms Moses was with Transnet Limited from 2005 – 2012 and held the position of Group Executive, Capital Projects. She has held a number of Non-Executive Board positions including Transnet Limited, Viamax (Pty) Ltd, Afrisam Group and MTN Group Limited. From 2007 to 2015 she served on the Board of the Public Investment Corporation, and from 2009 to 2018 at the Government Employees Pension Fund. She is currently on the Boards of Kansai Plascon Africa Limited and Thusanang Trust, a non-profit organisation focused on child education. With effect from 29 October 2018, she was appointed as non-executive director of Steinhoff Investment Holdings Limited and is a member of the Audit Committee of Steinhoff Investment Holdings Limited. On 22 May 2020 Moira was appointed as the Chairperson of Steinhoff Investment Holdings Limited.

<p>Dr. H.A. (Hugo) Nelson <i>(South African and Maltese) (Male)</i> <i>(date of birth: 3 June 1970)</i></p>
MBChB, MBA (Oxon), CFA

Hugo Nelson was appointed to the Supervisory Board on 20 April 2018, for a period that runs with effect from the conclusion of the AGM on 20 April 2018 until the close of the Company's annual General Meeting to be held in 2022.

He is a member of the Audit and Risk Committee and the Human Resources and Remuneration Committee. He was a medical doctor before earning an MBA from the University of Oxford. He is also a chartered financial analyst. He has a wealth of experience in the South African asset management industry. He joined Coronation Fund Managers Limited in 1999 as part of the investment team, initially as an Equity Analyst, then as Portfolio Manager, responsible for both institutional and retail assets. He served as the Chief Executive Officer at Coronation Fund Managers Limited from November 2007 to January 2013. He has also served as the Chief Executive Officer of Coronation Asset Management Proprietary Ltd, as a Non-Executive Director of Namibia Asset Management Ltd. (from May 2008 to January 2013) and as a Director of Coronation Global Fund Managers (Ireland) Limited. He currently serves as an Independent Non-Executive Director of Coronation Fund Managers Limited, is the founding partner of Fortitudine Vincimus Capital Advisors (Pty) Ltd. He is also a trustee of the DG Murray Trust and a patron of George Whitefield College. With effect from 30 August 2019, he was appointed as non-executive director of Steinhoff Investment Holdings Limited and is a member of the Audit Committee of Steinhoff Investment Holdings Limited.

<p>K.T. (Khanyisile) Kweyama <i>(South African) (Female)</i> <i>(date of birth: 28 November 1964)</i></p>
MM

Khanyisile Kweyama was appointed to the Supervisory Board on 20 April 2018, for a period that runs with effect from the conclusion of the AGM on 20 April 2018 until the close of the Company's annual General Meeting to be held in 2022.

She is a member of the Governance, Social and Ethics Committee, was Chairperson of the Human Resources and Remuneration Committee until 30 January 2019 and remains a member after handing over the Chairperson's role to Moira Moses. Khanyisile Kweyama obtained a Postgraduate Diploma in Management and a Master's degree in Management from the University of Witwatersrand in 1999. She has extensive commercial experience working in a number of international companies. She served as Group Executive of Human Resources & Industrial Relations at Allied Technologies from 2003 to 2008. She served as Group Executive of Global HR, Transformation and Sustainability at Barloworld Ltd from 2008 to 2011. She also served as Executive Head of Human Resources at Anglo American Platinum Limited from 2011 to 2012 and Executive Director of Anglo American Southern Africa Limited from 2012 to 2015. More recently, she served as Chief Executive Officer of Business Unity SA from 2015 to 2017. She has won a number of awards throughout her career. For example, she was selected as the "Most Influential Woman in the Mining, Resources and Extractive Sector" from 2012 to 2015 and was recognised as one of the "100 Most Inspiring Women in Mining" in 2014 and 2015.

She has also been appointed to various offices at national and statutory bodies. She was appointed to the Employment Equity Commission in South Africa from 2008 to 2012 and elected Vice President of the Chamber of Mines in South Africa in 2013 and 2014. She is a member of both the National Planning Commission and Gauteng Eminent Persons Group, and previously also was Chairperson of the Interim Board of the SABC and she served as Chairperson of the board of Passenger Rail Agency of SA (PRASA) from 2018 to 2020.

CORPORATE GOVERNANCE REPORT
continued

S.F. (Steve) Booyesen
(South African) (Male)
(date of birth: 17 June 1962)

*BCompt (Hons) (Accounting), MCompt,
DCom (Accounting), CA (SA)*

Steve Booyesen was appointed to the Steinhoff Limited board as an independent non-executive director in September 2009 and as a Supervisory Director of the Company on 30 November 2015. He completed his articles with Ernst & Young LLP and acted as lecturer at the University of South Africa. Steve Booyesen is the former group chief executive officer of Absa Group Limited. He also serves on the boards of a number of listed companies. Steve Booyesen served as an independent non-executive director on the board of Steinhoff Investment Holdings Limited and was the chairman of the Audit and Risk Committee and a member the Governance, Social and Ethics Committee.

On 20 April 2018, the General Meeting reappointed Steve Booyesen to the Supervisory Board for a period that runs with effect from the conclusion of the AGM on 20 April 2018 until the close of the Company's annual General Meeting to be held in 2022. He stepped down from the Supervisory Board on 30 August 2019.

A. (Angela) Krüger-Steinhoff
(German) (Female)
(date of birth: 16 July 1971)

BCom (Economic Science)

Angela Krüger-Steinhoff was appointed as a Supervisory Director of the Company on 30 November 2015, having previously been appointed as an alternate non-executive director of the Steinhoff Limited board in December 2007. She obtained a degree in Economic Science in 1997 at the European business school, Oestrichwinkel, Germany. She joined the Group in 1997 as a financial manager. In 1999, she was seconded to act as managing director of the Australian operations. She resigned from the Group at the end of 2005 and now attends to the Steinhoff family investments. She has more than 10 years' experience in the industry, with specific knowledge of and extensive experience in management and investments

globally. On the Reporting Date, Angela Krüger-Steinhoff also held a position on the advisory committees of Oldenburgische Landesbank AG and Commerzbank AG in Germany. She also served on the advisory committee of HSH Nordbank AG until 31 December 2017.

On 20 April 2018, the General Meeting reappointed Angela Krüger-Steinhoff to the Supervisory Board for a period that runs with effect from the conclusion of the AGM on 20 April 2018 until the close of the Company's annual General Meeting to be held in 2022. She resigned from the Supervisory Board on 30 August 2019.

A. (Alexandra) Watson
(South African) (Female)
(date of birth: 13 June 1956)

BCom (Hons) UCT, CA(SA)

Alexandra Watson was appointed to the Supervisory Board on 20 April 2018, for a period that runs with effect from the conclusion of the AGM on 20 April 2018 until the close of the Company's annual General Meeting to be held in 2022.

She is chairman of the Company's Audit and Risk Committee, and a member of the Governance, Social and Ethics Committee and the Nomination Committee. She served as a Professor in the College of Accounting at the University of Cape Town until March 2018, where her area of expertise was financial reporting and other forms of corporate reporting. She is also a former Chairman of the Accounting Practices Committee (Technical Accounting Committee of the South African Institute of Chartered Accountants) and is currently the Chairman of the South African Financial Reporting Investigations Panel. She has been a non-executive director of Coronation Fund Managers Limited since May 2008 and chair of its audit and risk committee, as well as lead independent non-executive director since October 2017. She is a director of WWF – SA, and until December 2019 she was a board member and vice-chairman of the Global Reporting Initiative, an Amsterdam-based organisation promoting understanding and communication of sustainability issues. With effect from 29

October 2018, she was appointed as non-executive director of Steinhoff Investment Holdings Limited, and on 22 May 2020 she was appointed as the Deputy chairperson of the board of the same company.

Supervisory Board (re-)appointments

Peter Wakkie was re-appointed as Supervisory Director on 30 August 2019. Paul Copley and David Pauker were appointed as independent Supervisory Directors on 30 August 2019. Their curricula vitae are given below.

P.D. (Paul) Copley
(British) (Male)
(date of birth: 4 May 1975)

*BA Hons (English Language & Literature),
Chartered Accountant (ICAEW), Insolvency
Practitioner (JIEB)*

Paul Copley is a UK chartered accountant and licensed insolvency practitioner. He spent 20 years at PwC, working principally in Business Recovery Services, in both formal insolvency and restructuring roles. Most notably, he was appointed Joint Administrator of Lehman Brothers International (Europe), where he worked full-time from 2008 to 2014. Whilst at PwC, Paul was also Joint Receiver of OW Bunker, the world's largest independent marine fuel distributor. Paul left PwC in 2016 to take up the role of CEO of Kaupthing ehf. He currently also serves as the Managing Director of Aldan Management and is Concurrent Administrator of Phones 4U Limited. In October 2019, he reprised his role as Joint Receiver of OW Bunker.

Paul also serves on the board of Noble Group Holdings Limited as a non-executive director.

D.I. (David) Pauker
(United States) (Male)
(date of birth: 21 March 1959)

B.S. (Industrial and Labour Relations)

David Pauker earned a bachelors' degree in Industrial and Labour Relations in 1981 and in 1984 he obtained a degree in law from the Columbia Law School. He spent 25 years at Goldin Associates, a turnaround and restructuring advisory firm based in New

CORPORATE GOVERNANCE REPORT

continued

York, retiring in 2015 as the firm's Executive Managing Director and practice leader. At Goldin, he was senior advisor to companies and institutional investors and oversaw independent investigations of corporate affairs. He has acted as C-suite officer for many companies undergoing reorganization.

In 2016, he was appointed as Chief Restructuring Officer for Essar Steel Minnesota; the company emerged from bankruptcy and was reorganised as Mesabi Metallics. He has held numerous roles on boards throughout his career and is currently Chairman the Board of the Government Development Bank Debt Recovery Authority of Puerto Rico. He also serves on the boards of Lehman Brothers (post-reorganisation) and the Residential Capital Trust.

As at the Reporting Date, the Supervisory Board consisted of the following eight members: Heather Sonn (Chairperson), Peter Wakkie (Deputy Chairman), Paul Copley, Khanyisile Kweyama, Moira Moses, Hugo Nelson, David Pauker and Alexandra Watson.

Following the resignation of Heather Sonn on 18 May 2020 and the designation of Moira Moses as chairperson on 22 May 2020, the Supervisory Board as at the date of this Annual Report consists of the following seven members: Moira Moses (chairperson), Peter

Wakkie (deputy chairman), Paul Copley, Khanyisile Kweyama, Hugo Nelson, David Pauker and Alexandra Watson.

Supervisory Board meetings, attendance and decision making

Pursuant to the Articles, meetings of the Supervisory Board shall be held as often as a Supervisory Director or the Management Board deems necessary. Under the Regulations of the Supervisory Board, the Supervisory Board shall meet at least four times each financial year. A Supervisory Director may be represented at Supervisory Board meetings by another Supervisory Director holding a proxy in writing. Each Supervisory Director may cast one vote. All resolutions of the Supervisory Board shall be adopted by a simple majority of the votes cast. The Supervisory Board can only adopt valid resolutions in a meeting where the majority of the Supervisory Directors then in office is present or represented.

When determining how many votes are cast by Supervisory Directors, how many Supervisory Directors are present or represented, no account shall be taken of Supervisory Directors that are not allowed to take part in the discussions and decision-making by the Supervisory Board pursuant to the laws of the Netherlands, the Articles or the Regulations of the Supervisory Board. Supervisory Board resolutions may at all times be adopted in writing, provided the proposal concerned is submitted to all Supervisory Directors then in office in respect of whom no conflict of interest

exists and none of them objects to this manner of adopting resolutions, evidenced by written statements from all relevant Supervisory Directors then in office.

Committees of the Supervisory Board

In compliance with the Articles, the Supervisory Board has an Audit and Risk Committee, a Human Resources and Remuneration Committee and a Nomination Committee. The function of the committees is to prepare the decision-making of the Supervisory Board. The Supervisory Board may, as it may deem necessary, establish such other committees pertaining to the Supervisory Board and the performance of its duties. The Supervisory Board appoints the members of each committee, its chairperson and determines the tasks of each committee as well as the rules regarding its working methods and decision-making process. The Supervisory Board may, at any time, change the duties and the composition of each committee. Only Supervisory Directors can be a member of the committees. The Supervisory Board remains collectively responsible for decisions prepared by its committees. The Company Secretary acts as secretary to the Supervisory Board's committees. The Supervisory Board has a further standing committee, namely the Governance, Social and Ethics Committee and a voluntary committee, namely the Forensic Investigation Committee.

The Regulations of the Supervisory Board and its standing committees can be viewed on the Company's website

www.steinhoffinternational.com.

CORPORATE GOVERNANCE REPORT

continued

Audit and Risk Committee

At least one member of the Audit and Risk Committee must have relevant knowledge of financial reporting and the audit of financial statements. The Audit and Risk Committee may not be chaired by the chairman of the Supervisory Board or by a former Managing Director. The Audit and Risk Committee meets at least four times each financial year and meets at least once each financial year with the External Auditor without the Managing Directors being present.

The Audit and Risk Committee undertakes preparatory work for the Supervisory Board's decision-making regarding the supervision of the integrity and quality of the company's financial reporting and the effectiveness of the Company's internal risk management and control systems. In carrying out this duty, the Audit and Risk Committee shall focus, among other things, on monitoring the Management Board with regard to:

- (i) relations with, and compliance with recommendations and observations and follow up of comments of the internal audit department and the External Auditor;

- (ii) the financing of the Company;
- (iii) the application of information and communication technology, including risks related to cybersecurity and information at third parties;
- (iv) the Company's tax and regulatory compliance policies; and
- (v) if designated, the role and functioning of the Chief Financial Officer.

The Supervisory Board established regulations for the Audit and Risk Committee. The regulations describe the powers, duties, as well as working methods and the decision-making process of the Audit and Risk Committee. The most recent version of the regulations of the Audit and Risk Committee can be viewed on the Company's website www.steinhoffinternational.com.

Human Resources and Remuneration Committee

The Human Resources and Remuneration Committee may not be chaired by the chairman of the Supervisory Board or by a former Managing Director of the Company. The Human Resources and Remuneration Committee meets at least twice each financial year. The Human Resources and Remuneration Committee has the following main duties:

- (i) to submit a clear and understandable proposal to the Supervisory Board concerning the remuneration policy to be pursued with regard to the Management Board, which policy shall in any event take into consideration the requirements of the Dutch Civil Code, the objectives for the strategy for the implementation of long-term value creation, scenario analyses, pay ratios, the development of the market price of the Shares and an appropriate ratio between the variable and fixed remuneration components;

- (ii) to draft proposals for consideration by the Supervisory Board for the remuneration of the individual Managing Directors; and
- (iii) to prepare the remuneration report.

The Supervisory Board established regulations for the Human Resources and Remuneration Committee. The regulations describe the powers, duties, as well as working methods and the decision-making process of the Human Resources and Remuneration Committee. The most recent version of the regulations of the Human Resources and Remuneration Committee can be viewed on the Company's website www.steinhoffinternational.com.

Nomination Committee

Pursuant to the regulations of the Nomination Committee, the Nomination Committee meets at least once each financial year. The Nomination Committee has the following main duties:

- (i) to draw up selection criteria and appointment procedures for Supervisory Directors and Managing Directors;
- (ii) to assess periodically the size and composition of the Supervisory Board and the Management Board, and to make proposals for the profile of the Supervisory Board and Supervisory Board Rotation Schedule;
- (iii) to assess periodically the functioning of individual Supervisory Directors and individual Managing Directors, and to report its findings to the Supervisory Board;
- (iv) to assess periodically the size and composition of each Committee, and to make any recommendations to the Supervisory Board;
- (v) to draw a plan for the succession of Managing Directors and Supervisory Directors, taking into account the diversity policy of the Supervisory Board and the profile of the Supervisory Board;

- (vi) to make proposals for appointments and reappointments, taking into account the diversity policy of the Supervisory Board and the profile of the Supervisory Board;
- (vii) to supervise the policy of the Management Board regarding the selection criteria and appointment procedures for the Senior Management (other than Managing Directors);
- (viii) to review the diversity policy of the Supervisory Board annually; and
- (ix) to undertake an annual assessment of the functioning of the Nomination Committee, and report findings to the Supervisory Board.

The Supervisory Board established regulations for the Nomination Committee. The regulations describe the powers, duties, as well as working methods and the decision-making process of the Nomination Committee. The most recent version of the regulations of the Nomination Committee can be viewed on the Company's website www.steinhoffinternational.com.

CORPORATE GOVERNANCE REPORT

continued

Voluntary committees

Governance, Social and Ethics Committee

The following Supervisory Directors were members of the committee during the Reporting Period: Peter Wakkie (chairman), Steve Booyesen, Alexandra Watson, and Khanyisile Kweyama. A representative of the Social & Ethics Committee of Steinhoff Investment Holdings Limited has a standing invitation to attend meetings of the committee. The most recent version of the regulations of the committee can be viewed on the Company's website www.steinhoffinternational.com.

Governance, Social and Ethics Committee is responsible for advising the Supervisory Board as well as preparing the decision-making of the Supervisory Board in relation to:

- (i) the monitoring of the activities of the Group, relating to:
 - (a) social & economic development;
 - (b) good corporate citizenship;
 - (c) the environment, health and public safety;
 - (d) consumer relationships; and
 - (e) labour and employment;
- (ii) the monitoring of reporting lines within the Group;
- (iii) receipt and review the whistleblowing reports;
- (iv) the monitoring of the implementation of and compliance with the Code of Conduct;
- (v) the monitoring of the Group's corporate social responsibility; and
- (vi) the monitoring of ethical behaviour within the Group's supply chain.

Forensic Investigation Committee

The voluntary committee engages with PwC in respect of their forensic investigation. The committee consisted of the following members: Peter Wakkie (chairman), Moira Moses, Alexandra Watson, Paul Copley and Managing Director Louis du Preez.

Litigation Working Group

The joint working group, established by the Supervisory Board and the Management Board, enables the Supervisory Board to oversee and to provide advice to the Management Board on litigation. The working group consisted of the following members: Louis du Preez, Peter Wakkie, Paul Copley and David Pauker.

Diversity policy and Dutch gender diversity requirement

In accordance with the Dutch Act on Management and Supervision (*Wet bestuur en toezicht*), the profile of the Supervisory Board states that the Supervisory Board shall strive to ensure that at least 30% of the seats shall be held by men and at least 30% by women. With respect to appointments and nominations, the Company is obliged to take into account, to the extent practicable,

a balanced composition of male and female members of the Management Board and Supervisory Board. The Company remains mindful of its obligations to ensure required gender representation in both the Management Board and the Supervisory Board. All five Managing Directors who held office during the Reporting Period (or part thereof) were male. If and when selecting and nominating candidates for the Management Board, the diversity policy is taken into consideration.

On 30 August 2018, the Supervisory Board adopted a diversity policy. The diversity policy and the profile of the Supervisory Board can be viewed on the Company's website www.steinhoffinternational.com. This diversity policy has formed part of the deliberations of the Supervisory Board within the context of nominating and appointing

Managing Directors, taking into account the qualifications required in view of the challenges faced by Steinhoff.

On the Reporting Date, four out of eight Supervisory Directors were female (50%) and five out of eight Supervisory Directors had South African nationality (62.5%) and lived in South Africa. Hugo Nelson, who lives in South Africa and has both South African and Maltese nationality, is counted as having South African nationality for this purpose. In accordance with the objective to strive to nominate Supervisory Directors from the regions where the Group operates and that no nationality should count for more than 75% of the Supervisory Directors, the Supervisory Board nominated Paul Copley (with British nationality) and David Pauker (with United States nationality) for appointment to the Supervisory Board.

CORPORATE GOVERNANCE REPORT

continued

Both Paul Copley and David Pauker were subsequently appointed by the General Meeting on 30 August 2019. If and when selecting and nominating candidates for the Supervisory Board, the profile of the Supervisory Board and the diversity policy are taken into consideration.

General Meeting

Amendment of the Articles

The General Meeting may resolve to amend the Articles, provided that such resolution can only be adopted on a proposal by the Management Board, with the approval of the Supervisory Board. When a proposal to amend the Articles is to be made to the General Meeting, the notice convening the General Meeting must state so and a copy of the proposal, including the verbatim text thereof, shall be deposited and kept available at the Company's office for inspection by the shareholders and the other persons with Meeting Rights, until the conclusion of the meeting. From the day of deposit until the day of the meeting, a shareholder or another person with Meeting Rights shall, on application, be provided with a copy of the proposal free of charge. An amendment of the Articles shall be laid down in a notarial deed.

On 30 August 2019, the General Meeting resolved to make the following amendments to the Articles:

Capital reduction

The General Meeting resolved to reduce the nominal value of each Ordinary Share from EUR 0.50 per Ordinary Share to EUR 0.01 per Ordinary Share. The capital reduction served the purpose of settling Company losses in the aggregate amount of EUR 2,111,766,300.56, as part of the measures required under Section 2:108a of the DCC. No shares were cancelled as a result of the capital reduction.

Implementation of changes to remuneration provisions

The Articles were amended to provide that the Company shall have a policy on the remuneration of the Supervisory Board, to be adopted by the General Meeting and that the remuneration policies of the Management Board and the Supervisory Board will be adopted by the General Meeting with a simple majority of the votes cast, and to remove certain references to sections of the Dutch Civil Code which are no longer required.

Right of suspension

Under the previous Articles, only the General Meeting had the right to suspend Managing Directors in accordance with the terms as referred to in the Articles. The amendment also grants the Supervisory Board the right to suspend Managing Directors at any time.

Supervisory Board approval rights

Under the previous Articles, the Supervisory Board had restricted authority to subject resolutions of the Management Board to its prior approval. The amendment removed these restrictions. The Management Board shall be notified in writing of the resolutions that will be subjected to prior approval of the Supervisory Board.

Agenda of annual general meeting

For costs and efficiency purposes, the list with suggested items of the agenda of annual general meeting items was removed from the Articles.

Simplified legal merger and demerger procedures

The Articles now provide that the Management Board may resolve to (i) effect a merger if the Company is the acquiring company in the merger, and (ii) effect a demerger if (a) the Company is an acquiring company in the demerger, or (b) the Company is the demerging company provided that the acquiring company/ companies is/are incorporated pursuant to the demerger and the Company will become the sole shareholder thereof, all subject to Supervisory Board approval.

General meetings

The Company's shareholders exercise their rights through annual and extraordinary General Meetings, held in the Netherlands and conducted in the English language. The Company is required to convene an annual General Meeting in the Netherlands each year, no later than six months after the end of the Company's financial year, which was changed on 30 May 2016 to 30 September. Additional General Meetings may be convened at any time by the Supervisory Board or the Management Board, without prejudice to the provisions of Dutch law concerning convening General Meetings.

Adoption of resolutions

Subject to certain exceptions provided by Dutch law or the Articles, resolutions of the General Meeting are passed by a simple majority of the votes cast without a quorum being required. Management Board resolutions on a major change in the identity or character of the Company or the Group shall be subject to the approval of the General Meeting. Within three months of it becoming apparent to the Management Board that the equity of the Company has decreased to an amount equal to or lower than one half of the paid-up portion of the Company's capital, a General Meeting will be held to discuss any requisite measures. During the Reporting Period, it became apparent to the Management Board that the equity of the Company had fallen below this threshold. The General Meeting to be held for this purpose coincided with the 2019 annual General Meeting, as is permitted under the Dutch Civil Code.

The convening of a General Meeting must be published through an announcement by electronic means. The notice must state the business to be discussed, the time and venue of the meeting, the record date, the manner in which persons entitled to attend the General Meeting may register and exercise their rights, the time by which registration for the meeting must have occurred as well as the place where meeting documents may be obtained. The notice must be given by at least the number of days prior to the day of the meeting as required by Dutch law, which is currently forty-two days.

CORPORATE GOVERNANCE REPORT

continued

Shareholders are entitled to propose items for the agenda of the General Meeting provided that they hold at least 3% of the issued share capital or the Shares that they hold represent a market value of at least 3%. Proposals for agenda items for the General Meeting must be submitted at least sixty days prior to the date of the meeting.

Resolutions for approval or authorisation to be passed by the General Meeting shall be explained in writing.

Voting rights

Each Ordinary Share confers the right to cast one vote at a General Meeting, unless and for as long as Preference Shares are in issue, in which case each Ordinary Share confers the right to cast fifty votes and each Preference Share confers the right to cast one vote at a General Meeting. As at the date of this Annual Report, no Preference Shares are outstanding.

Dutch law prescribes a record date to be set twenty-eight days prior to the date of the General Meeting to determine whether a person may attend and exercise the rights relating to the General meeting. Shareholders registered at that date are entitled to attend and exercise their votes.

Distributions

Distribution of profit shall be made after adoption of the annual financial statements, subject to compliance with Dutch law and the determination of the allocation of profits by the General Meeting, on recommendation by the Management Board and with the approval of the Supervisory Board. The Management Board may resolve, with the approval of the Supervisory Board, that the profit realised during a financial year may be fully or partially appropriated to increase reserves, with the allocation of profit then remaining to be at the disposal of the General Meeting. Proposals for the distribution of profit are shown on the General Meeting agenda as items for separate consideration.

Dividends on Preference Shares, as and when such Shares are issued, will be paid in accordance with the relevant provisions contained in the Articles.

Issuance of Shares

Under the Articles, and with due observance of Dutch law, Shares may be issued pursuant to a resolution of the General Meeting or of the Management Board, if and insofar the Management Board has been designated for that purpose pursuant to a resolution of the General Meeting for a fixed period (this period may not exceed five years). A resolution by the General Meeting to issue Shares or to designate the Management Board as the body of the Company authorised to issue Shares may only be taken at the proposal of the Management Board, which proposal requires the approval of the Supervisory Board. On such designation, the number of Shares of each class which may be issued must be specified. The designation may be extended, each time for a period not exceeding five years. Unless the designation provides otherwise, it may not be withdrawn. The authority of the General Meeting to issue Shares shall be without prejudice to the authority of the Management Board to determine, with the approval of the Supervisory Board, the percentage of premium per Preference Share. The same applies by analogy to the granting of rights to subscribe for Shares, but does not apply to the issuance of Shares to a person exercising a right to subscribe for Shares previously granted.

Prior to (and in anticipation of) the Company's listing on FSE, in December 2015, certain authorisations were granted to the Management Board, details of which rights to issue Shares, to grant rights to subscribe for Shares and to limit or exclude pre-emption rights in relation thereto are contained in the prospectus to shareholders dated 19 November 2015 (available on the Company's website at www.steinhoffinternational.com).

At the General Meeting held on 14 March 2017, without prejudice to any of the other authorisations previously granted to the Management Board by the General Meeting, as referred to above, the General Meeting granted the Management Board the authority to issue Ordinary Shares and to grant rights to subscribe for Ordinary Shares:

- i) up to 10% of the total nominal issued share capital of the Company as at

14 March 2017 for all purposes including the granting of stock options, the financing of mergers and acquisitions and the issue of new convertible bonds; plus

- (ii) issue up to an additional 10% of the total nominal issued share capital of the Company as at 14 March 2017 to be used only in connection with or on the occasion of mergers and acquisitions and strategic alliances.

Each of the foregoing authorisations were valid for a period of up to eighteen months from 14 March 2017. If the Share Issue Authorisations were used during this 18-month period, then the Management Board, subject to the approval of the Supervisory Board, can propose to the General Meeting that the authorisations granted be restored back up to the 10% level for each of the approved purposes, as set out above.

The authorities granted by the General Meeting enabled the Company to comply with its obligations to issue Ordinary Shares and grant rights under the Group's various share incentive schemes and afforded the Management Board the flexibility to pursue commercial opportunities such as mergers, acquisitions and strategic partnerships.

The General Meeting on 14 March 2017 also authorised the Management Board, in accordance with article 2:96a, paragraph 6 of the Dutch Civil Code, to limit or exclude any pre-emption rights in relation to the issue of Ordinary Shares or the granting of rights to subscribe for Ordinary Shares; such authority being limited to the number of Shares authorised under the Share Issue Authorisations and to the 18-month period from 14 March 2017.

In addition, in accordance with article 2:98, paragraph 4 of the DCC, the General Meeting authorised the Management Board, for a period of eighteen months from 14 March 2017, to acquire fully paid-up Shares in the capital of the Company. Under this authority, Shares could be acquired at the stock exchange or otherwise, at a price per Ordinary Share between nominal value and 110% of the opening price on the FSE at the date of the acquisition, up to 20%

CORPORATE GOVERNANCE REPORT

continued

of the issued share capital at the date of acquisition.

This authority, which replaced the authority to acquire Shares previously granted to the Management Board on 1 December 2015, afforded the Management Board the flexibility to repurchase Shares in the Company, to service share options granted or to cover obligations under share-based compensation plans or for other purposes. No extension or further authorisations to issue or to grant rights to subscribe for or to acquire Ordinary Shares has since been proposed.

Dutch Corporate Governance compliance

The Company is required to report on its compliance with the Dutch Corporate Governance Code ("DCGC"). Pursuant to the DCGC, any deviations from it require explanation in accordance with the DCGC's 'comply or explain' principle. During the Reporting Period, the Company was compliant with the relevant principles and best practice provisions of the DCGC, with the exception of the following:

3.4.1 (iv) This best practice provision provides that the remuneration report should describe the pay ratios within the company and its affiliated enterprise and, if applicable, any changes in these ratios in comparison with the previous financial year. In deviation of this best practice provision, the Remuneration Report does not contain pay ratios because, due to the sale of a number Group Companies and reorganisation within a number of Group companies during the Reporting Period, no representative reference group could be determined that would allow consistency and comparison in subsequent years and in light of the intended sale of further Group Companies and/or the reorganisation within Group Companies, no representative reference group can be determined that will allow consistency and comparison in subsequent years. The Company shall annually review if pay ratios can be described or not.

Diversity

On 30 August 2018, the Supervisory Board adopted a diversity policy. The policy identifies the following objectives to further improve the diversity within the Supervisory Board and the Management Board:

- (i) qualifications and previous experience, particularly in the fields required to ensure balanced boards, shall be key considerations for nominations to both the Supervisory Board and the Management Board;
- (ii) with respect to nationality, subject to and taking into account the South African Reserve Bank requirement that the Company be managed from South Africa, the Supervisory Board shall strive to nominate Managing Directors from the regions where the Group Companies operate, and that no nationality should count for more than 75% of the Managing Directors;
- (iii) further with respect to nationality, the Supervisory Board shall strive to nominate Supervisory Directors from the regions where the Group Companies operate, and that no nationality should count for more than 75% of the Supervisory Directors;
- (iv) with respect to gender, the Supervisory Board shall strive for a composition of both the Supervisory Board and the Management Board of not less than 30% male and not less than 30% female; and
- (v) with respect to age, the Supervisory Board shall strive to ensure an appropriate age diversity within the Supervisory Board and the Management Board;

it being understood that, in the selection of a candidate on the basis of the above criteria, the rules and generally accepted principles of non-discrimination (on grounds such as ethnic origin, race, disability or sexual orientation) will be taken into account.

All five Managing Directors who held office during the Reporting Period (or part thereof) were male and Managing Directors appointed have been nominated based on the above criteria, taking into account the qualifications

required in view of the challenges faced by Steinhoff. Within the context of the nomination and appointment of Managing Directors, the Supervisory Board selects candidates based on such qualifications and regardless of gender which is in accordance with the above diversity policy. Three out of five Managing Directors had South African nationality (60%) and lived in South Africa, counting Philip Dieperink, who lives in the United Kingdom and has both Dutch and South African nationality, as having Dutch nationality. However, during the Reporting Period, Danie van der Merwe, Alexandre Nodale and Philip Dieperink all resigned. Consequently, on the Reporting Date the Management Board consisted of the two remaining Managing Directors, Louis du Preez and Theodore de Klerk, who both have South African nationality and live in South Africa. If and when selecting and nominating candidates for the Management Board, the diversity policy will be taken into consideration to safeguard a balanced apportionment of the seats of the Management Board. In light of the challenges Steinhoff faces and the importance to retain and appoint Managing Directors who have the necessary qualifications to safeguard Steinhoff's future, it is unclear when such an apportionment will be realised, and this may be on a longer term than originally envisaged. Steinhoff will however continue to strive to respect and realise its diversity policy on a continuing basis.

On the Reporting Date, four out of eight Supervisory Directors were female (50%) and five out of eight Supervisory Directors had South African nationality (62.5%) and lived in South Africa. Hugo Nelson, who lives in South Africa and has both South African and Maltese nationality, is counted as having South African nationality for this purpose. In accordance with the objective to strive to nominate Supervisory Directors from the regions where the Group operates, and that no nationality should count for more than 75% of the Supervisory Directors, the Supervisory Board nominated Paul Copley (with British nationality) and David Pauker (with United States nationality) for appointment to the Supervisory Board. Both Paul Copley and David Pauker were subsequently appointed by the General Meeting on 30 August 2019. If and

CORPORATE GOVERNANCE REPORT
continued

when selecting and nominating candidates for the Supervisory Board, the profile of the Supervisory Board and the diversity policy are taken into consideration.

The diversity policy and the profile of the Supervisory Board can be viewed on the Company's website
www.steinhoffinternational.com.

Disclosures pursuant to Dutch Decree implementing article 10 EU Takeover Directive

Pursuant to the Dutch Decree implementing article 10 EU Takeover Directive, the Company is required to report on the following:

Share capital structure

As at the Reporting Date, the structure of the Company's share capital was as follows:

Authorised share capital
The authorised share capital of the Company amounted to:
17 500 000 000 Ordinary Shares with a nominal value of €0.01 each
4 000 000 000 Preference Shares with a nominal value of €0.01 each
Issued share capital
The issued share capital of the Company amounted to:
4 309 727 144 Ordinary Shares

As such, only Ordinary Shares were issued. No differentiation in class exists between Ordinary Shares. Therefore, the percentage of this issued ordinary share capital represented by each class of shares was 100%.

No Preference Shares were issued during the Reporting Period or in issue on the date of this Annual Report.

Restrictions on transfer of shares

Pursuant to article 12 of the Articles, for as long as Shares (or depositary receipts thereof) are admitted to a listing on a regulated stock exchange, as referred to in section 2:86c of the DCC, the transfer of a Share shall require a private deed to that effect unless the Company itself is a party to such legal act, and the transfer is acknowledged in writing by the Company. The acknowledgement shall be made in the private deed or in a dated statement of acknowledgement on the private deed or on a true copy or extract thereof duly authenticated by a civil law notary or by the transferor. Official service of such private deed, true copy or extract on the Company is considered to have the same effects as an acknowledgement.

Substantial notifiable shareholdings

Pursuant to the Dutch Financial Supervision Act, any person who, directly or indirectly, acquires or disposes of an actual or potential interest in the capital or voting rights of the Company must immediately notify the AFM by means of a standard form, if, as a result of such acquisition or disposal, the percentage of capital interest or voting rights held by such person in the Company reaches, exceeds or falls below any of the following thresholds: 3%, 5%, 10%, 15%, 20%, 25%, 30%, 40%, 50%, 60%, 75%, and 95%.

It appears that several shareholders listed below may not have notified the AFM that their respective shareholdings and/or voting rights fell below the aforementioned threshold.

Shareholders, holding 3% or more in the issued share capital or voting rights of the Company as at 30 September 2019:

Date notification requirement	Party obliged to notify	Voting right/share capital interest	Percentage
7 December 2015	M.J. Jooste	Share capital interest	1.77%
7 December 2015	M.J. Jooste*	Voting right	32.50%
28 September 2016	Citigroup Inc.	Share capital interest	5.73%
28 September 2016	Citigroup Inc.	Voting right	5.73%
14 December 2017	Public Investment Corporation SOC Ltd	Voting right	9.91%
14 December 2017	Public Investment Corporation SOC Ltd	Share capital interest	9.91%
9 February 2018	C.H. Wiese	Share capital interest	6.20%
9 February 2018	C.H. Wiese	Voting right	6.20%
24 May 2019	Invesco Limited	Share capital interest	3.09%
24 May 2019	Invesco Limited	Voting right	3.09%

* This person was party to the Voting Pool Arrangements, as a result of which he had a combined voting right (reference is made to the Restrictions on voting rights section below).

CORPORATE GOVERNANCE REPORT

continued

The percentages reflected above indicate the percentages of issued share capital and the respective voting rights held by these major shareholders as at the Reporting Date and are based on the register maintained by the AFM. It is noted that overview of substantial notifiable shareholdings as at 30 September 2019 as shown above may not be complete or accurate. This overview has been prepared based on the contents of the public register of substantial notifiable shareholdings of the AFM, which is considered to be correct under Dutch law. However, it appears that one shareholder listed above may not have notified the AFM that its voting right fell below the aforementioned threshold. Steinhoff International Holdings N.V. is not responsible for listing the substantial notifiable shareholdings and has relied on the AFM public register.

There were no transactions between the Company and legal or natural persons who hold at least ten per cent of the shares during the Reporting Period.

Special voting attaching to shares

Each Ordinary Share confers the right to cast one vote at a General Meeting, unless and for so long as Preference Shares are in issue, in which case each Ordinary Share confers the right to cast fifty votes and each Preference Shares confers the right to cast one vote at a General Meeting. No Preference Shares were outstanding during the Reporting Period and none are outstanding as at the date of this Annual Report. As such, no Shares with special voting rights were outstanding at the time of this Annual Report.

The system of control of an employee share scheme

Share rights under the ESRS do not confer on participants any shareholder rights, until Shares are issued or delivered to participants, whereupon they will rank *pari passu* with the other issued Shares. Since March 2017, no rights under the ESRS have been granted and no further rights will be granted under the ESRS.

Restrictions on voting rights

Neither the Company nor any of its Subsidiaries may cast a vote on any Share they hold in the Company. Such Shares are not taken into account for the purpose of determining how many shareholders are represented or how much of the share capital is represented at any General Meeting. Pursuant to the Articles, for each General Meeting a statutory record date will be applied, in order to determine in which persons voting rights and meetings rights are vested. The record date and the manner in which shareholders and other persons holding Meeting Rights can register and exercise their rights will be set out in the notice convening the meeting.

The Company is not aware of any restrictions on voting rights.

As the Voting Pool Arrangements as referred to in the 2018 Annual Report were terminated in December 2017, the Company no longer has any anti-takeover measures in place.

Agreements between shareholders which may result in restrictions of the transfer of securities or voting rights

The Company is not aware of any agreements between shareholders which may result in restrictions of the transfer of securities or voting rights.

Rules governing the appointment and removal of managing directors and supervisory directors and the amendment of the Articles

Reference is made to the relevant sections in this Corporate Governance Report, which are incorporated by reference.

The powers of the Management Board, in particular the power to issue and buy back shares

Reference is made to the relevant sections in this Corporate Governance Report, which are incorporated by reference.

Any significant agreements to which the Company is a party, and which take effect, alter or terminate upon a change of control of the Company following a takeover bid

The ESRS provides that if the Company or the company which employs the participant is taken over, delisted or becomes the subject of a merger which results in the listing of the Shares being suspended or terminated during a measurement period and/or prior to a measurement date, the vesting date will then automatically coincide with the effective date of the relevant corporate action. The Share rights will be adjusted on a time weighted basis and exchanged for equivalent valued rights in the Company's successor (as determined and approved by the Supervisory Board or the Management Board (as applicable) where necessary), provided however that all the measurement criteria have been met up to the effective date of the relevant corporate action.

Any agreement between the Company and its managing directors or employees providing for compensation if their employment ceases because of a takeover bid

There are no agreements with Managing Directors or employees which entitle any of them to compensation if their employment ceases because of a takeover bid.



STEINHOFF
INTERNATIONAL HOLDINGS N.V.

REPORT OF THE SUPERVISORY BOARD

The role of the Supervisory Board is to supervise the policies of the Management Board and the general affairs of the Company and the business connected with it, as well as to assist the Management Board by providing advice. In discharging its role, the Supervisory Board shall be guided by the interests of the Company and the business connected with it and shall take into account the relevant interests of the Company's stakeholders.

INDEX

Composition of the Supervisory Board	88
Independence	88
Induction programme	88
Supervisory Board meetings, attendance, involvement with strategy, activities report and evaluations	89
Strategy	89
Evaluations	89
Committees of the Supervisory Board	91
Report of the Audit and Risk Committee	91
Report of the Human Resources and Remuneration Committee	92
Report of the Nomination Committee	93
Report of the Governance, Social and Ethics Committee	94

REPORT OF THE SUPERVISORY BOARD

Composition of the Supervisory Board

As per the Reporting Date, the Supervisory Board consisted of the following eight members:

Name	Age	Position	Date of initial appointment	Date of resignation	Current term	Independent	Committee member
Heather Sonn*	47	Chairperson	30-11-2015	N/A	2018–2022	Yes	Nomination Committee
Peter Wakkie	71	Deputy Chairman	20-04-2018	N/A	2018–2021	Yes	Governance, Social and Ethics Committee, Litigation Working Group, Forensic Investigation Committee
Paul Copley	44	N/A	30-08-2019	N/A	2019–2022	Yes	Audit and Risk Committee, Litigation Working Group, Forensic Investigation Committee
Hugo Nelson	49	N/A	20-04-2018	N/A	2018–2022	Yes	Audit and Risk Committee, Human Resources and Remuneration Committee
David Pauker	60	N/A	30-08-2019	N/A	2019–2023	Yes	Nomination Committee, Litigation Working Group
Alexandra Watson	63	N/A	20-04-2018	N/A	2018–2022	Yes	Audit and Risk Committee, Nomination Committee, Governance, Social and Ethics Committee, Forensic Investigation Committee
Moira Moses**	54	N/A	20-04-2018	N/A	2018–2022	Yes	Audit and Risk Committee, Human Resources and Remuneration Committee, Forensic Investigation Committee
Khanyisile Kweyama	54	N/A	20-04-2018	N/A	2018–2022	Yes	Governance, Social and Ethics Committee, Human Resources and Remuneration Committee

* Resigned from the Supervisory Board on 18 May 2020.

** Designated as chairperson of the Supervisory Board and appointed as chairperson of the Nomination Committee on 22 May 2020.

On 30 August 2019, the General Meeting appointed Paul Copley and David Pauker to the Supervisory Board and reappointed Peter Wakkie.

Independence

In the opinion of the Supervisory Board, the independence requirements referred to in best practice provisions 2.1.7 to 2.1.9 inclusive of the DCGC were fulfilled.

Induction programme

As part of the induction programme, the Supervisory Directors received presentations regarding risk management and internal audit within the Group, as well as on relevant Dutch legal and corporate governance matters.

REPORT OF THE SUPERVISORY BOARD
continued

Supervisory Board meetings, attendance, involvement with strategy, activities report and evaluations

During the Reporting Period, quarterly Supervisory Board meetings were held on 4 December 2018, 27 February 2019, 11 July 2019 and 28 August 2019, where all the Managing Directors who were in office during the Reporting Period attended the meetings. Nominee Supervisory Directors, Paul Copley and David Pauker, attended various Supervisory Board meetings during the Reporting Period.

The table below provides the attendance by each Supervisory Director at both the quarterly and special meetings.

Name	Attendance at Supervisory Board meetings during the Reporting Period				
	Date First Meeting	Date Last Meeting	Total Meetings	Missed meetings	Attendance Percentage
S.F. Booysen*	3 October 2018	28 August 2019	13	1	92%
A. Krüger-Steinhoff*	3 October 2018	28 August 2019	13	1	92%
K.T. Kweyama	3 October 2018	28 August 2019	13	6	54%
M.A. Moses	3 October 2018	28 August 2019	13	0	100%
H.A. Nelson	3 October 2018	28 August 2019	13	2	85%
H.J. Sonn	3 October 2018	28 August 2019	13	0	100%
P.N. Wakkie#	3 October 2018	28 August 2019	13	2	85%
A. Watson	3 October 2018	28 August 2019	13	1	92%

* Resigned on 30 August 2019

#Reappointed on 30 August 2019

During the Reporting Period, the Supervisory Board, amongst other matters:

- (i) discussed the Group strategy, the implementation of this strategy by the Management Board and the principal risks associated with this strategy;
- (ii) discussed progress and developments in relation to the restructuring and the resulting financial stability of the Group;
- (iii) was advised on all major sale transactions undertaken by the Group;
- (iv) received reports on progress with the litigation strategy;
- (v) after receiving advice from the Audit and Risk Committee, and input from the Management Board, nominated Mazars for appointment as the Company's Statutory External Auditor for the period ended 30 September 2019, with Onno Opzitter as the lead audit partner;
- (vi) after receiving advice from the Audit and Risk Committee, approved the replacement of the most senior internal auditor;

- (vii) approved the internal audit plan;
- (viii) reviewed the profile of the Supervisory Board;
- (ix) nominated Peter Wakkie for re-appointment and Paul Copley and David Pauker for appointment to the Supervisory Board at the General Meeting;
- (x) reviewed the rotation schedule of the Supervisory Board;
- (xi) reviewed the Regulations of the Supervisory Board, the Audit and Risk Committee, the Human Resources and Remuneration Committee, the Nomination Committee, and the Governance, Social and Ethics Committee; and
- (xii) performed an evaluation of its own functioning, the functioning of the Audit and Risk Committee, the Nomination Committee, the Human Resources and Remuneration Committee, and the Governance, Social and Ethics Committee.

Strategy

Throughout the Reporting Period, the Management Board and the Supervisory Board had multiple discussions concerning the financial, business and litigation strategy of the Group, the implementation thereof and the associated risks.

Evaluations

The Nomination Committee initiated the Supervisory Board's evaluation of its own functioning, the functioning of the Audit and Risk Committee, the Nomination Committee, the Human Resources and Remuneration Committee, and the Governance, Social and Ethics Committee. The evaluations were conducted through the completion of questionnaires, which covered substantive aspects, interaction between Supervisory Directors, interaction with the Management Board, the events that occurred during the period of assessment and from which lessons can be learned, as well as the composition, size, competencies and expertise of the Supervisory Board, the effectiveness of

REPORT OF THE SUPERVISORY BOARD

continued

the committees of the Supervisory Board, time management, information provision and support to the Supervisory Board. The results of the questionnaires were summarised and the conclusions and recommendations subsequently discussed by the Supervisory Board, outside the presence of the Management Board. The Chairperson discussed with each of the Supervisory Directors their roles within the Supervisory Board and their functioning. The Chairperson's functioning was evaluated in the questionnaires.

The Nomination Committee furthermore initiated the Supervisory Board's evaluation of the functioning of the Management Board as a whole and of the individual Managing Directors. The Nomination Committee, through its Chairperson, held various consultations throughout the

year with Supervisory Directors and with other key stakeholders to establish a view of the performance of the Management Board through targeted questioning and an observation of performance, results and stakeholder feedback. In addition, a panel consisting of two members of the Nomination Committee, Heather Sonn and Alexandra Watson, and the Chairperson of the Human Resources and Remuneration Committee, Moira Moses, conducted reviews with each of the Managing Directors to establish their opinions on the functioning of the Managing Directors as well as Management Board.

The Chairperson also met with the Chief Compliance and Risk Officer, Louis Strydom and the Company Secretary, Ewoud van Gellicum, to solicit their feedback with a specific focus on ensuring that key risks,

if any, had been identified and that any necessary mitigation steps had been planned and were being implemented.

The Managing Directors agreed that the Management Board had complementary skills and competencies. They also felt that there had been a strong working relationship, and a healthy environment to challenge decisions and conclusions in order to arrive at the best possible outcomes for the Company and its stakeholders. The Regular meetings of the Management Board, where heads of departments attended and reported on critical work-streams and projects, had provided a structured platform for engagement and decision-making and greater alignment and support amongst the teams supporting the Management Board.

REPORT OF THE SUPERVISORY BOARD
continued

Committees of the Supervisory Board

Report of the Audit and Risk Committee

Composition	Meetings
As at the date of this Annual Report, the committee consists of, Alexandra Watson (chairperson), Hugo Nelson and Paul Copley. On 30 August 2019, Steve Booyesen resigned from the Supervisory Board and as a member of the committee. Alexandra Watson replaced him as chairperson of the committee. On 25 June 2020 Moira Moises stepped down as a member of the committee.	Pursuant to the Regulations of the committee, the committee meets as often as deemed necessary for the proper functioning of the committee and meets at least four times each financial year. During the Reporting Period, the committee held eight formal meetings. Nominee Supervisory Directors, Paul Copley and David Pauker, attended various committee meetings during the Reporting Period.

Meeting attendance

Name	Attendance of members of the Audit and Risk Committee during the Reporting Period				
	Date First Meeting	Date Last Meeting	Total Meetings	Missed meetings	Attendance Percentage
S.F. Booyesen*	30 November 2018	27 August 2019	8	0	100%
H.A. Nelson	30 November 2018	27 August 2019	8	0	100%
M.A. Moses	30 November 2018	27 August 2019	8	1	88%
A. Watson	30 November 2018	27 August 2019	8	0	100%

* Resigned from the Supervisory Board on 30 August 2019

Activities of the Audit and Risk Committee

During the Reporting Period, the Audit and Risk Committee, amongst other matters:	(x) met with Deloitte outside the presence of the Management Board;
(i) reviewed the quarterly financial results and their announcement for approval by the Supervisory Board;	(xi) met with the Head of Internal Audit outside the presence of the Management Board;
(ii) reviewed internal control reports, tax reports, and the tax policy, cyber security risks, litigation reports, treasury reports and whistle-blowers reports;	(xii) reviewed the effectiveness and design of the internal risk management and control systems;
(iii) received updates from Deloitte with respect to the external audit of the 2017 and 2018 Consolidated Financial Statements, as well as the separate financial statements;	(xiii) reviewed and recommended that the Supervisory Board approve the internal audit charter;
(iv) approved the Remediation Plan and received regular updates on its implementation;	(xiv) reviewed and recommended that the Supervisory Board approve the internal audit plan;
(v) received updates from PwC in respect of its forensic investigation to the extent relevant for the finalisation of the external audit of the 2017 and 2018 Consolidated Financial Statements;	(xv) assessed the functioning of Deloitte and reported on this and on the relationship with Deloitte to the Supervisory Board;
(vi) received a presentation from Deloitte in respect of their audit of the 2017 and 2018 Consolidated Financial Statements;	(xvi) advised the Supervisory Board that Mazars be nominated for appointment as the Company's Statutory External Auditor for the 2019 Reporting Period with Onno Opzitter as the lead audit partner;
(vii) reviewed Deloitte's draft audit report in respect of the 2017 and 2018 Consolidated Financial Statements;	(xvii) in connection with the Management Board's assessment of the way in which the internal audit function fulfilled its responsibility, recommended to the Management Board and to the Supervisory Board that Louis Strydom be appointed as the senior internal auditor of the Group within the meaning of the DCGC; and
(viii) discussed Deloitte's draft audit opinion in respect of the 2017 and 2018 Consolidated Financial Statements;	(xviii) performed an evaluation of its own functioning.
(ix) discussed the Management Board's in-control statement with the Management Board and with Deloitte;	

REPORT OF THE SUPERVISORY BOARD
continued

Report of the Human Resources and Remuneration Committee

Composition	Meetings
As at the date of this Annual Report, the committee consists of Hugo Nelson (chairperson), David Pauker and Khanyisile Kweyama. On 25 June 2020 Moira Moses stepped down from the committee and Hugo Nelson replaced her as chairperson of the committee. On that same date David Pauker was appointed as member of the committee.	Pursuant to the Regulations of the committee, the committee meets as often as deemed necessary for the proper functioning of the committee and meets at least twice each financial year. During the Reporting Period, the committee held seven formal meetings.

Meeting attendance					
Attendance of members of the Human Resources and Remuneration Committee during the Reporting Period					
Name	Date First Meeting	Date Last Meeting	Total Meetings	Missed meetings	Attendance Percentage
K.T. Kweyama	23 October 2018	10 July 2019	7	4	43%
M.A. Moses	23 October 2018	10 July 2019	7	0	100%
H.A. Nelson	23 October 2018	10 July 2019	7	0	100%

Activities of the Human Resources and Remuneration Committee	
<p>During the Reporting Period, the Human Resources and Remuneration Committee, amongst other matters:</p> <p>(i) performed a review of the performance conditions and prepared a proposal for the payment of the annual bonus and the vested tranche of the cash-based long-term incentive in respect of each of the Managing Directors for the Reporting Period;</p> <p>(ii) prepared a proposal for a conditional annual bonus award and a cash-based long-term incentive award in respect of each of the Managing Directors for the financial year ending 30 September 2020;</p> <p>(iii) discussed measures to retain key personnel with the Management Board;</p>	<p>(iv) performed a review of the Supervisory Directors fees, taking into consideration a benchmark study performed by an external remuneration advisor and prepared a proposal for Supervisory Directors' fees;</p> <p>(v) discussed whether a meaningful reference group could be determined to establish a pay ratio within the Group;</p> <p>(vi) prepared a Remuneration Report in respect of the Reporting Period; and</p> <p>(vii) performed an evaluation of its own functioning.</p>

REPORT OF THE SUPERVISORY BOARD
continued

Report of the Nomination Committee

Composition	Meetings
As at the date of this Annual Report, the committee consists of Moira Moses (chairperson), Alexandra Watson and David Pauker. On 30 August 2019, Angela Krüger-Steinhoff resigned from the Supervisory Board and as a member of the committee. On 18 May 2020 Heather Sonn resigned from the Supervisory Board and also as the chairperson of the Nomination Committee.	Pursuant to the Regulations of the committee, the committee meets as often as deemed necessary for the proper functioning of the committee and meets at least once each financial year. During the Reporting Period, the committee held one formal meeting.
Meeting attendance	

Name	Attendance of members of the Nomination Committee during the Reporting Period				
	Date First Meeting	Date Last Meeting	Total Meetings	Missed meetings	Attendance Percentage
H.J. Sonn*	11 July 2019	11 July 2019	1	0	100%
A. Krüger-Steinhoff**	11 July 2019	11 July 2019	1	0	100%
A. Watson	11 July 2019	11 July 2019	1	0	100%

* Resigned from the Supervisory Board on 18 May 2020

** Resigned from the Supervisory Board on 30 August 2019

Activities of the Nomination Committee	
During the Reporting Period, the Nomination Committee, amongst other matters:	(v) proposed the nomination of Peter Wakkie for re-appointment, and David Pauker for appointment to the Supervisory Board;
(i) discussed succession planning for Managing Directors;	(vi) reviewed the Supervisory Board profile;
(ii) initiated the process that led to the proposed designation of Theodore de Klerk as CFO, upon the departure of Philip Dieperink;	(vii) initiated the evaluation of the functioning of individual Managing Directors and Supervisory Directors; and
(iii) reviewed the size and composition of the Management Board and the required expertise of the Managing Directors;	(viii) initiated the evaluation of the functioning of the Supervisory Board, the Audit and Risk Committee, the Human Resources and Remuneration Committee, the Nomination Committee and the Management Board.
(iv) reviewed the size and composition of the Supervisory Board and the required expertise of the Supervisory Directors;	

REPORT OF THE SUPERVISORY BOARD
continued

Report of the Governance, Social and Ethics Committee

Composition	Meetings
Until its dissolution on 25 June 2020, the committee consisted of Peter Wakkie (chairperson), Alexandra Watson, and Khanyisile Kweyama. On 30 August 2019, Steve Booysen resigned from the Supervisory Board and as a member of the committee.	Pursuant to the Regulations of the committee, the committee meets as often as deemed necessary for the proper functioning of the committee and meets at least twice each financial year. During the Reporting Period, the committee held three formal meetings.

Meeting attendance

Name	Attendance of members of the Governance, Social and Ethics committee during the Reporting Period				
	Date First Meeting	Date Last Meeting	Total Meetings	Missed meetings	Attendance Percentage
S.F. Booysen*	4 December 2018	28 August 2019	3	0	100%
K.T. Kweyama	4 December 2018	28 August 2019	3	2	33%
P.N. Wakkie	4 December 2018	28 August 2019	3	0	100%
A. Watson	4 December 2018	28 August 2019	3	0	100%

* Resigned from the Supervisory Board on 30 August 2019

Activities of the Governance, Social and Ethics Committee	
During the Reporting Period, the Governance, Social and Ethics Committee, amongst other matters:	(vi) reviewed a description of group staff functions and their reporting lines;
(i) discussed the role, duties and responsibilities of the committee under South African law;	(vii) made recommendations for amendments to the Articles;
(ii) received reports on the Group corporate social responsibility schemes;	(viii) reviewed compliance with the DCGC;
(iii) discussed the status, implementation and enforcement of group policies;	(ix) reviewed the articles of association of Ibex;
(iv) discussed the status of the implementation of the Remediation Plan;	(x) discussed the reporting lines of the CCRO; and
(v) reviewed the reporting lines of local/operational management into the Management Board;	(xi) reviewed the Whistleblowers Policy and the effectiveness of the whistleblowers hotline facility.



STEINHOFF
INTERNATIONAL HOLDINGS N.V.

REMUNERATION REPORT

Our remuneration philosophy dictates that all employees are fairly rewarded for their individual and joint contributions in the execution of the Steinhoff strategy and delivery of the Group's performance.



INDEX

Introduction	96
Part 1: Description of the Remuneration Policy	96
Part 2: Application of the Remuneration Policy	98
Part 3: Modification of the Remuneration Policy	106

REMUNERATION REPORT

Introduction

The current remuneration policy was approved at the Annual General Meeting (AGM) of 1 December 2015. Since then, the Group has undergone a great number of changes as it engages in a complex restructuring process following the events of December 2017. The new Human Resources and Remuneration Committee and the Supervisory Board have been engaged in redesigning a remuneration framework, in a consultative manner with employees and the Company's stakeholders. There are consequences of the Policies and Performance Measures that were in place in the Company previously, and in this report we have tried to provide a transparent summary of these. We have also reported on some of the changes that have already been made to hold the Management Board and Senior staff accountable for the successful delivery of the strategic plan.

This remuneration report consists of the following parts:

Part 1: Description of the Remuneration Policy

Part 2: Application of the Remuneration Policy

Part 3: Modification of the Remuneration Policy

The Remuneration Policy applies to both Managing Directors and other Senior Managers. Senior Managers are members of the Executive Committee. However, no Executive Committee has been established by the Management Board in the Reporting Period. The current Remuneration Policy was approved by the General Meeting on 1 December 2015.

Part 1: Description of the Remuneration Policy

Key principles and remuneration elements

The Group is an international business with revenue earned in many countries and expects its Managing Directors and other Senior Managers to be internationally mobile and to have knowledge and experience across borders. As a result, the Group competes for skills and talent in a global marketplace and its approach to remuneration needs to be flexible and competitive in all countries it operates in.

The objective of the Remuneration Policy is therefore to provide remuneration in a form which will attract, retain and motivate Managing Directors and other Senior Managers, while protecting and promoting the objectives of the Group. The Remuneration Policy caters for a variable component, which is linked to pre-determined, assessable and influenceable targets, which are predominantly structured to incentivise Managing Directors and other Senior Managers throughout the business cycle but drive the long-term sustainability of the business.

The Remuneration Policy is based on the following five key principles:

- (i) Remuneration is aligned with the corporate strategy of the Company;
- (ii) Total rewards are set at levels that are competitive and relative within the specific market and industry, taking into account the Company's results, including financial and non-financial indicators relevant for the Company's value creation on the long-term;
- (iii) Incentive-based awards are earned through achieving demanding performance measures and targets with due regard for the sustainable wellbeing of all stakeholders over the short-, medium- and long-term;

- (iv) Incentive plans, performance measures and targets are structured to operate effectively throughout the business cycle; and
- (v) The design of long-term incentives is prudent and does not expose stakeholders to a position where the sustainability of the Group is placed at risk.

In accordance with the Remuneration Policy, the Supervisory Board seeks to ensure an appropriate balance between the fixed, variable and performance-related elements of the remuneration of the Managing Directors and other Senior Managers. According to the Remuneration Policy, the Supervisory Board should seek to ensure an appropriate balance between those aspects of the package linked to short-term financial performance and those linked to longer-term sustainable stakeholder value creation.

The four elements of remuneration consist of a base salary, annual bonus, LTIs, and benefits. The Supervisory Board has the discretionary power to adjust any variable remuneration component rewarded to a Managing Director and a Senior Manager, with respect to a previous financial year, if the Supervisory Board feels that the outcome is unreasonable due to exceptional circumstances during the relevant performance period. In addition, the Supervisory Board shall have the right to recover any bonus awarded to a Managing Director or a Senior Manager on the basis of incorrect information on whether or not the financial performance targets or other qualifying criteria have been met or other circumstances the bonus was dependent on.

Deviations of the remuneration elements in the Remuneration Policy is permitted only in extraordinary circumstances, when deemed necessary in the interests of the Company. Any deviations from the Remuneration Policy will be disclosed in the Annual Report.

REMUNERATION REPORT

continued

Base salary

The fixed element of remuneration is referred to as the base salary. Its purpose is to provide a competitive level of remuneration. In determining base salaries, the Supervisory Board takes into consideration the Company performance, individual performance and changes in responsibilities, and in addition the Supervisory Board will take into account the impact of the base salary on the pay differentials within the Company. The Supervisory Board determines an appropriate level for the base salary with the aid of external reference data issued by independent remuneration experts.

Annual bonus

Managing Directors and other Senior Managers are entitled to an annual performance related bonus payment. The objective of the annual performance related bonus is to incentivise and reward strong short term financial and personal performance, the implementation of strategic initiatives, such as meeting growth targets, while continuing to be focused on sustainable results which are aligned with the long-term strategy of the Group. The Remuneration Policy requires the Supervisory Board to set performance conditions on an individual basis on or before the beginning of the relevant financial year. The annual bonus is based on a percentage of the annual base salary.

Performance conditions include financial, operational and transformation targets, representing in excess of 80% of the potential annual bonus. Where performance conditions are supplemented by personal performance objectives, such personal performance objectives represent on average less than 20% of the potential bonus that can be achieved. The Supervisory Board shall review the performance conditions annually to ensure that these are appropriate, given the economic context and the performance expectations for the Company or relevant division.

The Supervisory Board has the discretion to defer all or part of the annual bonus payment on terms to be agreed on an annual basis, dependent on the performance conditions applicable to such bonuses and the longer-term measurement that could be implied by such performance conditions.

LTIs

Pursuant to the Remuneration Policy, the Managing Directors and other Senior Managers participate in the ESRS, which was approved by the general meeting of the Company's legal predecessor, Steinhoff International Holdings Limited, on 6 December 2010 and amended and approved by the General Meeting on 1 December 2015.

The allocation of LTIs is based on the following key eligibility criteria: (i) individuals who are key to driving the Group's long-term business strategy; (ii) retention of key talent/ scarce skills; and (iii) talent management strategy and succession plans.

The Remuneration Policy provides that the targets for LTIs are set with reference to industry and market benchmark performance. Such benchmarks are determined annually by measuring operational performance against those of peer group companies (in comparable industries and markets) in local currencies.

Benefits

Benefits include membership of retirement funds and medical aid schemes, to which contributions are made by a Managing Director or other Senior Manager and the relevant Group Company where such individual is employed. In addition, Managing Directors or other Senior Managers are entitled to expense allowances required for the proper performance of their duties. The contracts with Managing Directors do not contain any 'golden parachute' provisions. There are no Managing Directors with a notice period of more than one (1) year and none of their contracts include predetermined compensation as a result of termination exceeding eighteen (18) month's salary and benefits.

The individual may elect how much the retirement savings portion should be and the relevant contributions, based on his/her election, are paid by the individual. Depending on the terms of the particular medical aid schemes, the member can elect the level of medical cover of their choice and the same is paid by the individual. Due to the individual choices in the level of retirement and medical benefits, the Company has no liability in this regard.

REMUNERATION REPORT

continued

Part 2: Application of the Remuneration Policy

With the implementation of the Remuneration Policy due cognisance was given to continuous extraordinary circumstances that commenced after the events of December 2017, which contributes to the long-term value preservation. These circumstances include the following:

- A complete restructuring of the Management Board and Supervisory Board members following the allegations of financial irregularities;
- Completion and release of a forensic report that looked into the affairs of the Group;
- The related and required improvements in governance structures and processes;
- Restatement of previous financial results and the late reporting of financial results that had to take into account the findings of the forensic investigation;
- Restructuring of the Company debt where the scope of work necessary to complete the financial restructuring was wide ranging, complex and highly technical, involving hundreds of creditors, specialist legal and financial advice and parallel processes across multiple jurisdictions;
- The sheer volume of announcements made by the Group in the lead-up to August 2019, on both financial reporting and restructuring activities, amply demonstrates the scale of endeavours to stabilise the Group;
- Disposals of a number of businesses to stabilise and rebase the Group;
- Ongoing management of operations that were impacted by liquidity constraints, and
- The appointment of new Group Auditors.

Management Board changes

During the Reporting Period, Danie van der Merwe resigned on 31 December 2018 as acting CEO and Managing Director, but remained with the Group until his retirement effective 31 December 2019. During this period he assisted the incoming CEO and the Management Board. He earned a monthly salary of €83 333 inclusive of all benefits and did not earn any variable pay during this period. The Supervisory Board designated Commercial Director and Managing Director, Louis du Preez, as Chief Executive Officer during 2019.

Alexandre Nodale resigned as deputy CEO and Managing Director and Philip Dieperink resigned as CFO and Managing Director. They both resigned by mutual consent and both were paid their respective contractual severance. Following a robust selection process, the Supervisory Board designated Operations Director and Managing Director, Theodore de Klerk, as Chief Financial Officer. As at the Reporting Date and at the date of this Annual Report, the Management Board consists of Louis du Preez and Theodore de Klerk.

Remuneration of the Managing Directors

Upon the proposal of the Human Resources and Remuneration Committee, the Supervisory Board approved the remuneration for the Managing Directors, which comprised of an increase of their respective base salaries, an annual bonus and the vested portion of their long-term cash incentive, both variable components were conditional upon achievement of specific performance conditions.

The Supervisory Board performed a scenario analysis for each individual Managing Director. In doing so, the Human Resources and Remuneration Committee presented to the Supervisory Board the following scenarios for the annual bonus opportunity:

- a) The on-target opportunity based on a maximum annual bonus allocation of 75% of base salary, should the Managing Director achieve all the performance conditions; and
- b) The below target opportunity based on an annual bonus allocation of 50% of the base salary for the performance conditions achieved in accordance with their weightings.

Base salary

Upon the recommendation of the Human Resources and Remuneration Committee, the Supervisory Board approved a base salary increase for Louis du Preez effective 1 January 2019 and an increase for Theodore de Klerk effective 1 September 2019 upon their appointment as CEO and CFO, respectively.

REMUNERATION REPORT

continued

Annual bonus

During the Reporting Period and given the extraordinary circumstances and significant progress made to the short- to medium term strategy implementation, the Supervisory Board, upon the recommendation of the Human Resources and Remuneration Committee, approved an annual bonus to the Managing Directors. The annual bonus was conditional on achieving performance conditions that were critical to ensure the operational continuity of the Company.

The performance conditions for the Managing Directors were:

- (i) The finalisation of a financial restructure plan (20% weighting);
- (ii) The preparation and publication of the 2017 Consolidated Financial Statements and the 2018 Consolidated Financial Statements (15% weighting);
- (iii) The establishment of the litigation work group and the commencement of seeking redress from those who caused the Group injury (15% weighting);
- (iv) The disposal of (two approved) non-core assets (15% weighting);
- (v) Stakeholder management and regulator engagement (15% weighting);
- (vi) Institute governance and controls throughout the Group with the formulation of a remediation plan (10% weighting); and
- (vii) The management and restructure of OpCos in support of the financial restructure plan which includes the restructure of Mattress Firm and Conforama (10% weighting).

A performance evaluation panel, consisting of members of the Nomination Committee, the Human Resources and Remuneration Committee, and the Audit and Risk Committee, evaluated the performance of each of the Managing Directors individually and reported each Managing Directors' achievement to the Human Resources and Remuneration Committee. The Supervisory Board, upon recommendation of the Human Resources and Remuneration Committee, determined that all of the above performance conditions were met and approved a bonus allocation to the Managing Directors of 75% of their base salary. This allocation would further be multiplied with the weighting of the objective achieved at the end of the Reporting Period.

Employee Share Rights Scheme to Cash-based LTI Scheme

There have been no deviations from the procedure for implementation of the Remuneration Policy.

Throughout the Reporting Period, and given the extraordinary circumstances, the Company continued to face challenges in retaining key individuals in critical positions and attracting the right calibre individuals in critical vacant positions. Due to the collapse of the Company's share price, the share-based LTI scheme ("ESRS") could no longer fulfil its purpose of retaining, attracting and motivating Managing Directors and eligible employees.

Given these extraordinary circumstances, the Human Resources and Remunerations Committee felt it prudent to propose an appropriate long-term incentive for Managing Directors and employees in key positions. The Supervisory Board approved the replacement of the share-based LTI scheme with a cash-based LTI for Managing Directors and eligible employees. In doing so, the Supervisory Board exercised its right to deviate from the Remuneration Policy and approved an annual cash-based LTI allocation. Under the terms of the cash-based LTI, one third of such LTI allocation becomes payable after a performance evaluation on the annual anniversary of the allocation date, provided the performance conditions set for the specific annual allocation, are achieved.

The cash-based LTI performance conditions for the Managing Directors were as follows:

- (i) 50% weighting of the allocation based on retention, whereby the Managing Director had to be in active employment with the Group on the date of payment; and
- (ii) 50% weighting of the allocation based on the achievement of the bonus performance conditions.

The Supervisory Board intends to present a revised Remuneration Policy for adoption by the General Meeting at the 2020 AGM which will include a cash-based LTI instead of a share-based LTI.

REMUNERATION REPORT

continued

The ESRS remained active for historically allocated open grants to be measured and for the scheme to run its course. The 2017 financial year grant remained the last open grant in the ESRS.

The total remuneration for Louis du Preez for the Reporting Period consists of 44% base salary and 54% variable pay. The total remuneration for Theodore de Klerk for the Reporting Period consists of 45% base salary and 52% variable pay. For Philip Dieperink, the total remuneration for the period consists of 36% base salary, 27% variable pay and 36% contractual severance. The total remuneration for Alexandre Nodale consists of 38% base salary, 54% contractual severance and 8% Company contribution on benefits. Neither Danie van der Merwe nor Alexandre Nodale received any annual bonus or any LTI cash scheme payout during the Reporting Period. The Company contribution on benefits for all Managing Directors varies between 2% and 8% of total remuneration depending on the relevant country of residence and relevant employment laws in place.

Closing out the ESRS scheme

The potential vesting date for the 2017 financial year grant was 1 March 2020.

However, the vesting measurement of the 2019 financial year could only be performed in conjunction with the finalisation and audit of the 2019 Consolidated Financial Statements.

The vesting criteria for the 2017 financial year grant and the result of the performance hurdle measurement based on the Group's performance were:

- (i) Growth – Headline earnings per share (“HEPS”)

RESULT OF MEASUREMENT:

Outperformance of our peer groups is unlikely; the Group has negative earnings from 2017 up to 2019, which represents the three-year measurement period.

- (ii) Cash from operations as a percentage of operating profit

RESULT OF MEASUREMENT: Utilising segmental EBITDA (thus, excluding capital items) from continuing operations; the Group has not met these criteria as cash generated as a percentage of operating profit was negative.

- (iii) Returns – measured as HEPS divided by equity (“ROE”)

RESULT OF MEASUREMENT: A hurdle was initially set at 7% for developed markets and 15% for developing markets. With the Group reporting losses, it could not outperform the ROE targets.

- (iv) Qualification for annual bonus – Share scheme participants must have qualified for participation in their respective divisions' annual incentive bonus schemes, which would include meeting their respective key performance indicators. Because the Group's performance hurdles were not met, this requirement was not measured.

Similar to the 2016 financial year grant, the Group's financial performance hurdles for the 2017 financial year grant were not all met and therefore the grant could not vest. The ESRS was discontinued during the 2018 Reporting Period and consequently no grants were made under the ESRS in the Reporting Period.

In relation to the below overview, no Shares were repurchased or issued in relation to the ESRS during the Reporting Period. A total of 389 employees participated in the ESRS for the 2017 financial year grant and a total of 17 243 690 share rights were granted. Supervisory Directors did not participate in the ESRS and therefore this section does not apply to Supervisory Directors.

REMUNERATION REPORT
continued

SHARE RIGHTS MANAGEMENT BOARD	Offer date	Conditional vesting date	Number of rights as at 30 September 2018	Number of rights forfeited during the Reporting Period	Number of rights exercised during the Reporting Period	Number of rights as at 30 September 2019
Management Board						
Danie van der Merwe						
	March 2016	March 2019 ¹	335 509	(335 509)	–	–
	March 2017	March 2020 ³	490 484	(490 484)	–	–
			825 993	(825 993)	–	–
Philip Dieperink						
	March 2016	March 2019 ^{1,2}	122 923	(122 923)	–	–
	March 2017	March 2020 ^{2,3}	140 462	(140 462)	–	–
			263 385	(263 385)	–	–
Theodore de Klerk						
	March 2016	March 2019 ^{1,2}	67 301	(67 301)	–	–
	March 2017	March 2020 ²	83 438	–	–	83 438
			150 739	(67 301)	–	83 438
Alexandre Nodale						
	March 2016	March 2019 ^{1,2}	198 255	(198 255)	–	–
	March 2017	March 2020 ^{2,3}	294 290	(294 290)	–	–
			492 545	(492 545)	–	–
Total Management Board			1 732 662	(1 649 224)	–	83 438
Other employees						
	March 2016	March 2019 ¹	5 997 134	(5 997 134)	–	–
	March 2017	March 2020 ¹	7 934 717	(536 828)	–	7 397 889
			13 931 851	(6 533 962)	–	7 397 889
			6 721 122	(6 721 122)	–	–
			8 943 391	(1 462 064)	–	7 481 327
Total ESRS participants			15 664 513	(8 183 186)	–	7 481 327

¹ The 2016 grant was assessed during June 2019 and the share rights were forfeited in the 2019 Reporting Period. In April 2020 the 2017 grant was measured against its vesting criteria and due to the performance hurdles not having been met, the 2017 grant did not vest. For the 2019 Reporting Period, the assessment is that the 2017 grant is highly unlikely to vest, therefore no values were attributed to any of the shares in the statement of profit and loss.

² Granted prior to being a Management Board member.

³ Shares forfeited upon resignation.

No new share rights were granted during the 2018 or 2019 Reporting Periods.

REMUNERATION REPORT

continued

2019 Managing Directors' remuneration

Base salary, pension and bonus

The table below summarises the Managing Directors' total remuneration for the Reporting Period and also provides an overview of total remuneration for Managing Directors, former and current, over the past four years. Only a four-year period is covered. This is because the Management Board was only constituted in December 2015, which forms part of the 2016 financial year. The remuneration development is in line with the company scorecard development and what is required to ensure the continuation of operations.

	Basic remuneration ² €'000	Pension contributions €'000	Other company contributions ¹ €'000
2019			
Danie van der Merwe ⁵	230	11	–
Louis du Preez	1 200	62	–
Philip Dieperink ⁶	1 500	62	1
Theodore de Klerk	958	59	–
Alexandre Nodale ⁷	1 060	46	175
Subtotal Management Board	4 948	240	176
Key management personnel ¹¹	6 828	359	268
Total Management Board and other key management	11 776	599	444
2018			
Markus Jooste ⁸	322	4	–
Ben la Grange ⁹	219	6	–
Danie van der Merwe	992	36	–
Louis du Preez ¹⁰	792	44	–
Philip Dieperink ¹⁰	1 180	69	18
Theodore de Klerk ¹⁰	629	43	–
Alexandre Nodale ¹⁰	809	51	137
Subtotal Management Board	4 943	253	155
Executive committee ¹¹	9 115	361	615
Total Management Board and executive committee	14 058	614	770
2017			
Markus Jooste	2 469	24	–
Ben la Grange	976	24	–
Danie van der Merwe	1 226	24	–
Subtotal Management Board	4 671	72	–
Executive committee	5 451	168	2
Total Management Board and executive committee	10 122	240	2
2016*			
Markus Jooste	2 691	62	–
Ben la Grange	1 074	26	–
Danie van der Merwe	1 295	60	–
Subtotal Management Board	5 060	148	–
Executive committee	7 275	–	–
Total Management Board and executive committee	12 335	148	–

¹ Other contributions mainly include company contributions to medical aid, expense allowances and social taxes.

² Directors' fees were paid with basic remuneration.

³ Annual and strategic bonus payments may be deferred at the discretion of the Remcom as approved by the Supervisory Board. The terms of deferral are agreed upon on an annual basis. The 2016 and 2017 bonuses that were deferred to the 2018 Reporting Period were paid in October 2017 prior to the December 2017 events. In addition, the last portion of the deferred strategic bonuses payable in the 2019 Reporting Period to Ben la Grange and Danie van der Merwe were not paid.

⁴ Refer to note 32 for details regarding the non-vesting relating to the open grants under the Steinhoff ESRS, as well as Pepkor ESRS and cash-settled scheme applicable to certain key management members.

⁵ Resigned on 31 December 2018 as Management Board member.

⁶ Resigned on 31 August 2019.

⁷ Resigned on 11 April 2019, remuneration for the month of April is included.

⁸ Resigned on 5 December 2017.

⁹ Resigned on 4 January 2018. Ben la Grange continued to provide services to the Group until September 2018. The consultancy fees paid with regard to these services amounted to €324 072 and were not included in the disclosure above.

¹⁰ Appointed on 20 April 2018. The remuneration for 2018 as provided above includes remuneration for the full reporting period as the newly appointed Management Board members were all employed elsewhere in the Group prior to their appointment to the Management Board. The annual, strategic, retention and deferred bonuses paid relate to service prior to becoming a member of the Management Board. The accrued short-term and long-term bonuses relate to services as members of the Management Board.

¹¹ Key management personnel remuneration for the 2018 Reporting Period includes the Executive committee until the date of resignation of each of the members and new key management members were included from 1 October 2017.

* 15-month period

REMUNERATION REPORT
continued

Annual bonus paid €'000	Strategic/ retention bonus paid €'000	Deferred bonus paid ³ €'000	Accrued short-term and long-term bonus €'000	Severance payments €'000	IFRS 2 share-based payment expense ⁴ €'000	Total remuneration and fees €'000
-	-	-	-	-	-	241
-	-	-	1 462	-	-	2 724
-	-	-	1 125	1 500	-	4 188
-	-	-	1 083	-	-	2 100
-	-	-	-	1 500	-	2 781
-	-	-	3 670	3 000	-	12 034
1 824	1 210	4 791	1 019	-	409	16 708
1 824	1 210	4 791	4 690	3 000	409	28 742
-	-	-	-	-	-	326
-	-	965	-	-	-	1 190
-	-	536	600	-	-	2 164
-	482	-	600	-	-	1 918
300	-	-	900	-	-	2 467
133	-	161	600	-	-	1 566
559	-	-	600	-	-	2 156
992	482	1 662	3 300	-	-	11 787
1 717	436	9 236	548	-	11 434	33 462
2 709	918	10 898	3 848	-	11 434	45 249
2 700	563	2 479	-	-	237	8 472
850	563	901	-	-	69	3 383
1 100	563	338	-	-	122	3 373
4 650	1 689	3 718	-	-	428	15 228
4 161	3 769	2 829	-	-	496	16 876
8 811	5 458	6 547	-	-	924	32 104
1 980	476	416	-	-	1 897	7 522
484	416	416	-	-	564	2 980
1 000	312	156	-	-	975	3 798
3 464	1 204	988	-	-	3 436	14 300
5 717	936	1 788	-	-	3 937	19 653
9 181	2 140	2 776	-	-	7 373	33 953

REMUNERATION REPORT

continued

Amounts charged to subsidiaries

There were no remuneration amounts, paid to any current or former Managing Director, charged to any Group company included in the 2019 Consolidated Financial statements. In respect of fees paid to Supervisory Directors and charged to Group subsidiaries, please refer to the table on page 105.

Clawbacks

On 14 June 2019, claw back proceedings were instituted before the South Africa High Court against former CEO Markus Jooste and former CFO Ben La Grange for the repayment of annual bonuses, special project bonuses, irregular payments and the value of shares awarded to them for the period 2009 to the date of their termination. The matter is pending.

The Company has not instituted any clawback claims against any of the current Managing Directors or Supervisory Directors.

2019 Supervisory Directors' remuneration

Supervisory Board Remuneration

Pursuant to the DCGC, remuneration for the Supervisory Board members should reflect the time spent and the responsibilities of their role. The Human Resources and Remuneration Committee engaged the external international remuneration firm Korn Ferry to outline case examples of distressed companies, as well as the approach taken towards remuneration of those companies' non-executive directors. The outline also included the structure and level of fees.

Upon the recommendation of the Human Resources and Remuneration Committee, the Supervisory Board resolved to maintain the fee structure of fixed membership fees for membership of the Supervisory Board and committee membership. In order to compensate Supervisory Directors for the anticipated workload, and to take into

account the responsibilities of their role, the Supervisory Board made the following proposal to the General Meeting:

- (i) an increase in the fixed Supervisory Board membership fee of €30 000;
- (ii) an increase in the Deputy Chair fee of €90 000;
- (iii) an increase in the Audit and Risk Committee fee membership of €5 000; and
- (iv) a decrease in the membership fee of the Human Resources and Remuneration Committee.

The Supervisory Board undertook to submit a proposal for Supervisory Board fees at each annual General Meeting.

REMUNERATION OF THE SUPERVISORY BOARD	AGM Approved 2018 €'000	AGM Approved 2019 €'000
Supervisory Board member fees		
Chairperson of the Supervisory Board	300	300
Deputy-Chairperson of the Supervisory Board	130	220
Any other member of the Supervisory Board	100	130
Additional committee fees		
Chairperson of the Audit and Risk Committee	50	50
Member of the Audit and Risk Committee	25	30
Chairperson of the Nomination Committee	20	20
Member of the Nomination Committee	10	10
Chairperson of the Human Resources and Remuneration Committee	30	30
Member of the Human Resources and Remunerations Committee	20	15
Chairperson of the Governance, Social and Ethics Committee	20	20
Member of the Governance, Social and Ethics Committee com	10	10
Member of the Group Litigation Working Group	N/A	30

REMUNERATION REPORT
continued

The remuneration paid to each of the current and former Supervisory Directors during the Reporting Period, including four previous reporting periods, is set out in the table below. Only a four-year period is covered. This is because the Supervisory Board was only constituted in December 2015, which forms part of the 2016 financial year.

REMUNERATION OF THE SUPERVISORY BOARD MEMBERS	2019 €'000	2018 €'000	2017 €'000	2016* €'000
Steve Booyesen ¹⁰				
– Steinhoff International Holdings N.V.	155	175	170	66
– Other Group entities	42	29	–	–
Dave Brink ¹²	–	–	–	46
Paul Copley ⁹	113	14	–	–
Claas Daun ⁵	–	46	110	42
Thierry Guibert ⁴	–	34	100	34
Len Konar ⁵	–	83	200	119
Khanyisile Kweyama ¹	143	70	–	–
Theunie Lategan ⁵	–	65	155	58
Jannie Mouton ¹²	–	–	–	25
Moira Moses ¹				
– Steinhoff International Holdings N.V.	162	73	–	–
– Other Group entities	30	–	–	–
Jayendra Naidoo ³	–	29	54	–
Hugo Nelson ¹	155	73	–	–
David Pauker ¹¹				
– Steinhoff International Holdings N.V.	73	–	–	–
– Other Group entities	163	–	–	–
Heather Sonn ¹³				
– Steinhoff International Holdings N.V.	337	285	100	34
– Other Group entities	61	29	–	–
Angela Krüger-Steinhoff ⁰	107	111	100	27
Bruno Steinhoff ^{5,7}	–	338	450	563
Paul van der Bosch ¹²	–	–	–	313
Johan van Zyl ⁶	–	55	100	9
Peter Wakkie ¹	168	75	–	–
Alex Watson ¹				
– Steinhoff International Holdings N.V.	157	73	–	–
– Other Group entities	35	–	–	–
Christo Wiese ^{2,8}	–	257	1 764	1 981
Jacob Wiese ²	–	21	100	9
	1 901	1 935	3 403	3 326

* 15-month period

¹ Appointed on 20 April 2018.

² Resigned on 14 December 2017.

³ Appointed on 14 March 2017, resigned on 18 January 2018.

⁴ Resigned on 2 February 2018.

⁵ Retired on 28 February 2018.

⁶ Appointed 30 May 2016 and resigned on 17 April 2018.

⁷ Paid to Bruno Steinhoff Beratungs-und Verwaltungs GmbH as management fees.

⁸ Paid to various entities as management fees. These entities are Grene Properties Proprietary Limited, Chaircorp Proprietary Limited, Titan Financial Services Proprietary Limited and Toerama Proprietary Limited.

⁹ Paul Copley was nominated to the Supervisory Board in August 2018. Although not officially appointed until the AGM held on 30 August 2019, he received fees for his services provided to the Group in the capacity of a Supervisory Board member.

¹⁰ Resigned on 30 August 2019.

¹¹ David Pauker was nominated to the Supervisory Board in February 2019. Although not officially appointed until the AGM held on 30 August 2019, he received fees for his services provided to the Group in the capacity of a Supervisory Board member.

¹² Retired 30 May 2016.

¹³ Resigned on 18 May 2020.

There were no rights to acquire shares in the capital of the Company nor any Subsidiary granted to any Supervisory Directors.

REMUNERATION REPORT

continued

Loans, advance payments or guarantees to Managing Directors and Supervisory Directors

No loans, advance payments or guarantees were made to Managing Directors or Supervisory Directors (or entities controlled by any of them) during the Reporting Period.

Contracts with entities under the control of Supervisory Directors

Paul Copley was nominated to the Supervisory Board in August 2018. For the period until his appointment on 30 August 2019, he received a fee as consultant of an amount equal to the membership fee of the Supervisory Board.

David Pauker was appointed as a nominee director of SIHPL in February 2019, in addition to his SIHPL appointment, he was nominated as Supervisory Director and subsequently appointed by the General Meeting on 30 August 2019. For the period until his appointment, he received a fee as consultant of an amount equal to the membership fee of the Supervisory Board.

Pay ratios

Pursuant to best practice provision 3.4.1 (iv) of the DCGC, the remuneration report should – inter alia – describe the pay ratios within the company and its affiliated enterprise and, if applicable, any changes in these ratios in comparison with the previous financial year. This Remuneration Report, however, does not contain a description of the pay ratios because, due to sale of a number Group companies and the reorganisation within a number of Group companies during the Reporting Period, no representative reference group could be determined that would allow consistency and comparison in subsequent years.

Part 3: Modification of the Remuneration Policy

Taking into account the Group's current circumstances, its challenges and its strategic direction, the Human Resources and Remuneration Committee is currently preparing a proposal for a revised Remuneration Policy for the Management Board and a Remuneration Policy for the Supervisory Board. Both policies will further take into consideration the principles and best practice provisions of the DCGC, as well as the Dutch legislation which implemented the Revised Shareholders' Rights Directive (2017/828/EU) (the "Implementation Legislation"). The Supervisory Board will submit these remuneration policies for approval at the annual General Meeting to be held in 2020. The Remuneration Report only addresses the manner in which the remuneration relates to the current Remuneration Policy, without taking into account the new requirements to a remuneration policy under the Implementation Legislation. In preparing this Remuneration Report, there was no advisory vote of the AGM to take into account, but the advisory vote to be cast at the next AGM shall be taken into account in the next Remuneration Report.

The Remuneration Policy can be viewed on the Company's website

www.steinhoffinternational.com.

ANNUAL REPORT 2019
PART V



STEINHOFF
INTERNATIONAL HOLDINGS N.V.

ANNEXURES

INDEX

ANNEXURE A	Investor information	108
-------------------	----------------------	-----

ANNEXURE A
INVESTOR INFORMATION

SHARE STATISTICS

STOCK EXCHANGE	FSE	JSE
Stock Exchange	FSE	JSE
Stock Symbol	SNH Xetra	SNH SJ
Listing type	Primary	Secondary
ISIN	NL0011375019	NL0011375019
Initial listing	Dec 2015	Sep 1998
Opening share price	€0.14	R2.30
Closing share price	€0.06	R0.98
Highest share price during period	€0.15	R2.54
Lowest share price during period	€0.05	R0.94
Volume traded during period (million)	5 750	1 457
Value traded during period (million)	€608	R2 403
Market capitalisation (million) ¹	249	4 065
Number of shares in issue (million) ¹	4 148	4 148

¹ As at 30 September 2019, net of treasury shares.

ANNEXURE A
INVESTOR INFORMATION
continued

FINANCIAL CALENDAR

2020 Half-year results	Friday, 31 July 2020
Annual general meeting	Friday, 28 August 2020
Q3 Trading update – quarter ended 30 June 2020	Friday, 28 August 2020

CORPORATE AND CONTACT INFORMATION

Registration number

63570173

Registered office

Building B2
Vineyard Office Park
Cnr Adam Tas & Devon Valley Road
Stellenbosch 7600
South Africa

Website

www.steinhoffinternational.com

Auditors

Mazars Accountants N.V.
(License number 13000408)
Watermanweg 80
3067 GG Rotterdam
The Netherlands
(PO Box 23123, 3001 KC Rotterdam, The Netherlands)

Company secretary

Sarah Radema

South African sponsor

PSG Capital Proprietary Limited
(Registration number 2006/015817/07)
1st Floor, Ou Kollege Building
35 Kerk Street
Stellenbosch 7600
(PO Box 7403, Stellenbosch 7599)

South African transfer secretaries

Computershare Investor Services Proprietary Limited
(Registration number 2004/003647/07)
Rosebank Towers, 15 Biermann Avenue
Rosebank 2196
(Private Bag X9000, Saxonwold 2132)

Commercial banks

Standard Corporate and Merchant Bank
(A division of The Standard Bank of South Africa Limited)
(Registration number 1962/000738/06)
Ground Floor, 3 Simmonds Street
Johannesburg 2001
(PO Box 61150, Marshalltown 2107)

In addition, the group has commercial facilities with various other banking and financial institutions worldwide.

ANNEXURE A
INVESTOR INFORMATION
continued

CAUTIONARY NOTICE

This Annual Report contains forward-looking statements, which do not refer to historical facts but refer to expectations based on management's current views and assumptions and involve known and unknown risks and uncertainties that could cause actual results, performance, or events to differ materially from those included in such statements.

Many of these risks and uncertainties relate to factors that are beyond Steinhoff's ability to control or estimate precisely, including but not limited to, Steinhoff's ability to successfully implement and complete its plans and strategies and to meet its

targets, the benefits from Steinhoff's plans and strategies being less than anticipated, the effect of general economic or political conditions, Steinhoff's ability to retain and attract employees who are integral to the success of the business, business and IT continuity, collective bargaining, distinctiveness, competitive advantage and economic conditions, information security, legislative and regulatory environment and litigation risks, product safety, pension plan funding, strategic initiatives, responsible retailing, insurance, other financial risks, unforeseen tax liabilities and other factors discussed in this Annual Report, in particular

the paragraphs on how we manage risk and in Steinhoff's other public filings and disclosures.

Readers are cautioned not to place undue reliance on these forward-looking statements, which speak only as of the date of this Annual Report. Steinhoff does not assume any obligation to update any public information or forward-looking statement in this Annual Report to reflect events or circumstances after the date of this Annual Report, except as may be required by applicable laws.


ANNUAL REPORT 2019

STEINHOFF INTERNATIONAL HOLDINGS N.V.

Consolidated and separate financial statements for the period ended 30 September 2019

INDEX

Consolidated Statement of Profit or Loss	113
Consolidated Statement of Comprehensive Income	114
Consolidated Statement of Financial Position	115
Consolidated Statement of Changes in Equity	116
Consolidated Statement of Cash Flows	118
Basis of Preparation	119
Notes to the Consolidated Financial Statements for the period ended 30 September 2019	129
Separate Financial Statements	283



STEINHOFF INTERNATIONAL HOLDINGS N.V.
CONSOLIDATED STATEMENT OF PROFIT OR LOSS
for the period ended 30 September 2019

CONSOLIDATED STATEMENT OF PROFIT OR LOSS <i>for the period ended 30 September 2019</i>	Notes	2019 €m	Restated ¹ 2018 €m
Continuing operations			
Revenue	3	11 992	11 435
Cost of sales ²		(7 337)	(7 075)
Gross profit		4 655	4 360
Other income	4.1	160	136
Distribution expenses	4.3	(684)	(673)
Administration expenses	4.3	(3 584)	(3 307)
Other expenses	4.2	(936)	(295)
Operating (loss)/profit		(389)	221
Finance costs	5	(1 085)	(646)
Income from investments	5	90	68
Share of profit of equity accounted companies	10.3	11	58
Impairment of equity accounted companies	10.3	-	(3)
Loss before taxation		(1 373)	(302)
Taxation	6.1	(22)	(218)
Loss from continuing operations		(1 395)	(520)
Discontinued operations			
Loss from discontinued operations	1.2	(449)	(672)
Loss for the period		(1 844)	(1 192)
(Loss)/profit attributable to:			
Owners of Steinhoff N.V.		(1 622)	(1 247)
Non-controlling interests	28.1	(222)	55
Loss for the period		(1 844)	(1 192)
Basic and diluted loss per share (cents)			
From continuing operations	7	(28.2)	(13.9)
From discontinued operations	7	(10.9)	(16.2)
		(39.1)	(30.1)

¹ Refer to note 1 for details regarding the restatement of comparative numbers as a result of classifying certain segments as discontinued operations.

² The material component of cost of sales comprises the cost of sales of inventory.

The accompanying notes are an integral part of the Consolidated Financial Statements.

STEINHOFF INTERNATIONAL HOLDINGS N.V.
CONSOLIDATED STATEMENT OF COMPREHENSIVE INCOME
for the period ended 30 September 2019

CONSOLIDATED STATEMENT OF COMPREHENSIVE INCOME <i>for the period ended 30 September 2019</i>	Notes	2019 €m	Restated ¹ 2018 €m
Loss for the period		(1 844)	(1 192)
Other comprehensive income/(loss)			
<i>Items that will not be reclassified subsequently to profit or loss (net of tax):</i>			
Net remeasurement adjustments on defined benefit plans		(17)	(4)
		(17)	(4)
<i>Items that may be reclassified subsequently to profit or loss (net of tax):</i>			
Net exchange losses on translation of foreign operations and translation of net investment in foreign operations		(59)	(61)
Exchange differences relating to hyperinflation		-	3
Foreign currency translation reserve and cash flow hedge reclassified to profit or loss on disposal of investment – Continued operations	4.2.4	100	89
Foreign currency translation reserve and cash flow hedge reclassified to profit or loss on disposal of investment – Discontinued operations	1.4	82	(41)
Net fair value gain on cash flow hedges and other assets and liabilities measured at fair value through other comprehensive income		2	42
Other comprehensive income / (loss) of equity accounted companies	10.3	1	(1)
		126	31
Total other comprehensive income for the period		109	27
Total comprehensive loss for the period		(1 735)	(1 165)
Total comprehensive (loss)/income attributable to:			
Owners of Steinhoff N.V.		(1 513)	(1 220)
Non-controlling interests		(222)	55
Total comprehensive loss for the period		(1 735)	(1 165)
Total comprehensive (loss)/income attributable to owners of the parent arises from:			
Continuing operations		(1 144)	(505)
Discontinued operations		(369)	(715)
Total comprehensive loss for the year		(1 513)	(1 220)

¹ Refer to note 1 for details regarding the restatement of comparative numbers as a result of classifying certain segments as discontinued operations.
The accompanying notes are an integral part of the Consolidated Financial Statements.

STEINHOFF INTERNATIONAL HOLDINGS N.V.
CONSOLIDATED STATEMENT OF FINANCIAL POSITION
as at 30 September 2019

CONSOLIDATED STATEMENT OF FINANCIAL POSITION <i>as at 30 September 2019</i>	Notes	30 September 2019 €m	30 September 2018 €m
ASSETS			
Non-current assets			
Goodwill	8	4 295	4 485
Intangible assets	8	1 676	1 826
Property, plant and equipment	9	1 352	2 146
Investment property	9	–	134
Investments in equity accounted companies	10	208	430
Other financial assets	11	332	311
Deferred tax assets	6.3	162	201
Trade and other receivables	12.1	9	3
		8 034	9 536
Current assets			
Inventories	14	2 130	2 155
Trade and other receivables	12.1	954	1 143
Taxation receivable	12.2	65	73
Other financial assets	11	178	261
Cash and cash equivalents	15	1 795	1 275
		5 122	4 907
Assets classified as held-for-sale and disposal groups	34	1 445	1 927
		6 567	6 834
Total assets		14 601	16 370
EQUITY AND LIABILITIES			
Capital and reserves			
Ordinary share capital (net of treasury shares)	26	41	2 070
Share premium (net of treasury shares)	26	10 537	8 364
Other reserves	25	(1 230)	(1 177)
Accumulated losses	25	(11 719)	(9 778)
Total equity attributable to owners of Steinhoff N.V.		(2 371)	(521)
Non-controlling interests	28	1 273	1 162
Total equity		(1 098)	641
Non-current liabilities			
Borrowings	16.2	10 371	2 027
Employee benefits	20	133	115
Deferred tax liabilities	6.3	397	556
Provisions	21	118	182
Trade and other payables	17.1	49	69
		11 068	2 949
Current liabilities			
Trade and other payables	17.1	2 402	2 581
Taxation payable	17.2	216	228
Employee benefits	20	109	147
Provisions	21	290	175
Borrowings	16.2	999	8 363
		4 016	11 494
Liabilities directly associated with assets classified as held-for-sale and disposal groups	34	615	1 286
		4 631	12 780
Total equity and liabilities		14 601	16 370

The accompanying notes are an integral part of the Consolidated Financial Statements.

STEINHOFF INTERNATIONAL HOLDINGS N.V.
CONSOLIDATED STATEMENT OF CHANGES IN EQUITY
for the period ended 30 September 2019

CONSOLIDATED STATEMENT OF CHANGES IN EQUITY <i>for the period ended 30 September 2019</i>	Ordinary share capital €m	Share premium €m	Treasury share capital €m	Treasury share premium €m
Total equity at 1 October 2017	2 155	8 801	(48)	(207)
Loss for the period	-	-	-	-
Other comprehensive loss for the period	-	-	-	-
Total comprehensive (loss)/income for the period	-	-	-	-
Transactions with the owners in their capacity as owners:				
Net treasury shares purchased and attributed (note 26.5)	-	-	(37)	(230)
Preference dividends	-	-	-	-
Ordinary dividends	-	-	-	-
Derecognition of subsidiaries with non-controlling interests	-	-	-	-
Transactions with non-controlling interests without change in control	-	-	-	-
Attributable share of other reserves relating to equity accounting (note 10.3)	-	-	-	-
Share-based payments	-	-	-	-
Redemption of preference shares	-	-	-	-
Transfers due to share scheme recharge arrangements	-	-	-	-
Transfers to other reserves upon disposal of subsidiaries	-	-	-	-
Transfers to reserves relating to assets held-for-sale and disposal groups	-	-	-	-
Total equity at 30 September 2018	2 155	8 801	(85)	(437)
Effect of adopting IFRS 9 – Financial Instruments, net of taxation (note 36.1)	-	-	-	-
Restated balance as at 1 October 2018*	2 155	8 801	(85)	(437)
Loss for the period	-	-	-	-
Other comprehensive income for the period	-	-	-	-
Total comprehensive (loss)/income for the period	-	-	-	-
Transactions with the owners in their capacity as owners:				
Net treasury shares purchased and attributed (note 26.5)	-	-	4	(4)
Reduction of the nominal value of shares	(2 112)	2 112	79	(79)
Preference dividends	-	-	-	-
Ordinary dividends	-	-	-	-
Transactions with non-controlling interests without change in control	-	-	-	-
Share-based payments – Pepkor Africa ESRS (note 32.1.2 & 32.4)	-	-	-	-
Share-based payments – Equity options on loan (note 32.1.2 & 32.4)	-	-	-	-
Conforama warrants consideration (note 16.6 & 28.2)	-	-	-	-
Preference shares redeemed (Mattress Firm restructure)	-	-	-	-
Transfer to share premium upon derecognition of the convertible bonds	-	144	-	-
Equity options to SSUK and Town Investments expire (note 26.5)	-	(37)	-	37
Transfers to other reserves upon disposal of subsidiaries and investments	-	-	-	-
Total equity at 30 September 2019	43	11 020	(2)	(483)

* The effect of adopting IFRS 15 – Revenue from Contracts with Customers was not material (note 36)

Refer to note 25 for description of nature and purpose of each reserve.

The value of the main component of other reserves is: Actuarial gains reserve €54 million (2018: €39 million).

The accompanying notes are an integral part of the Consolidated Financial Statements.

STEINHOFF INTERNATIONAL HOLDINGS N.V.
CONSOLIDATED STATEMENT OF CHANGES IN EQUITY
for the period ended 30 September 2019

Accumulated losses €m	Equity component of convertible bonds €m	Foreign currency translation reserve €m	Share-based payment reserve €m	Excess of consideration (paid to)/ received from non-controlling interests €m	Sundry reserves €m	Total ordinary equity attributable to owners of Steinhoff N.V. €m	Non-controlling interests €m	Total €m
(8 540)	144	(1 154)	7	(186)	(48)	924	1 166	2 090
(1 247)	-	-	-	-	-	(1 247)	55	(1 192)
-	-	6	-	-	21	27	-	27
(1 247)	-	6	-	-	21	(1 220)	55	(1 165)
-	-	-	-	-	-	(267)	-	(267)
-	-	-	-	-	-	-	(19)	(19)
-	-	-	-	-	-	-	(3)	(3)
-	-	-	-	-	-	-	(40)	(40)
-	-	-	-	36	-	36	160	196
20	-	-	-	-	(19)	1	-	1
-	-	-	5	-	-	5	-	5
-	-	-	-	-	-	-	(157)	(157)
(2)	-	-	2	-	-	-	-	-
(9)	-	-	-	(4)	13	-	-	-
-	-	-	-	-	-	-	-	-
(9 778)	144	(1 148)	14	(154)	(33)	(521)	1 162	641
(58)	-	-	-	-	-	(58)	-	(58)
(9 836)	144	(1 148)	14	(154)	(33)	(579)	1 162	583
(1 622)	-	-	-	-	-	(1 622)	(222)	(1 844)
-	-	123	-	-	(14)	109	-	109
(1 622)	-	123	-	-	(14)	(1 513)	(222)	(1 735)
-	-	-	-	-	-	-	-	-
-	-	-	-	-	-	-	(8)	(8)
-	-	-	-	-	-	-	(19)	(19)
-	-	-	-	-	-	-	(5)	(5)
-	-	-	7	-	-	7	-	7
-	-	-	1	-	-	1	-	1
(322)	-	-	-	-	-	(322)	400	78
33	-	-	-	-	-	33	(33)	-
-	(144)	-	-	-	-	-	-	-
14	-	-	(14)	-	-	-	-	-
14	-	-	-	(12)	-	2	(2)	-
(11 719)	-	(1 025)	8	(166)	(47)	(2 371)	1 273	(1 098)

STEINHOFF INTERNATIONAL HOLDINGS N.V.
CONSOLIDATED STATEMENT OF CASH FLOWS
for the period ended 30 September 2019

CONSOLIDATED STATEMENT OF CASH FLOWS <i>for the period ended 30 September 2019</i>	Notes	2019 €m	2018 €m
CASH FLOWS FROM OPERATING ACTIVITIES			
Cash utilised in operations	23.1	(152)	(17)
Dividends received	10.3	37	15
Ordinary dividends paid		(19)	(5)
Preference dividends paid		(8)	(19)
Interest received	5	60	50
Interest paid	5 & 16.2	(152)	(432)
Taxation paid		(284)	(228)
Net cash outflow from operating activities		(518)	(636)
CASH FLOWS FROM INVESTING ACTIVITIES			
Additions to property, plant and equipment and investment property	9	(308)	(544)
Proceeds on disposal of property, plant and equipment and intangible assets	8 & 9	191	219
Additions to intangible assets	8	(41)	(45)
Proceeds from disposal of group companies ¹	12	397	–
Acquisition of subsidiaries and businesses, net of cash on hand at acquisition	24	–	(30)
Disposal of businesses net of cash	1.4	(99)	(23)
Proceeds from the disposal of investments in equity accounted companies			
KAP	10.3	293	234
POCO	1.4	271	–
PSG	10.3	–	798
Atterbury Europe and SRP	10.3	–	304
Payments for investments in equity accounted companies	10.3	(3)	(3)
Loans to affiliated parties ²		–	(582)
Repayments of loans by affiliated parties		–	94
Payments for other investments and loans		23	(40)
Proceeds from sale or maturity of other investments or repayments of other loans		–	49
Net cash inflow from investing activities		724	431
CASH FLOWS FROM FINANCING ACTIVITIES			
Repayment of preference share equity		–	(96)
Increase in treasury shares, net of transaction costs		–	(269)
Net shares sold to non-controlling interests	28.2	–	232
Repayments of borrowings	16 & 23.2	(824)	(1 447)
Proceeds from borrowings	16 & 23.2	1 004	2 455
Net cash inflow from financing activities		180	875
NET INCREASE IN CASH AND CASH EQUIVALENTS		386	670
Effects of exchange rate translations on cash and cash equivalents		190	(18)
Cash and cash equivalents at beginning of the period		1 375	723
CASH AND CASH EQUIVALENTS AT END OF PERIOD		1 951	1 375
Reconciliation of Cash and Cash Equivalents at end of period			
Cash and cash equivalents	15	1 795	1 275
Cash and cash equivalents held-for-sale	34	156	100
CASH AND CASH EQUIVALENTS AT END OF PERIOD		1 951	1 375

¹ kika-Leiner was sold during the 2018 Reporting Period, the proceeds were received during the 2019 Reporting Period. Refer to note 12.

² Loans to affiliated parties during the 2018 Reporting Period mostly include the preference share subscription in Lancaster 102 (refer to note 11.1.1) and loans advanced to Titan (refer to note 11.1.2).

The accompanying notes are an integral part of the Consolidated Financial Statements.

STEINHOFF INTERNATIONAL HOLDINGS N.V.
BASIS OF PREPARATION
for the period ended 30 September 2019

Reporting entity

Steinhoff N.V. is a public limited liability company incorporated under the laws of the Netherlands and is registered with the Trade Register in the Netherlands under number 63570173, with tax residency in South Africa. The Company has a primary listing on the FSE with a secondary listing on the JSE. The Consolidated Financial Statements of Steinhoff International Holdings N.V. for the period ended 30 September 2019 comprise the Group and the Group's interest in equity accounted companies. The Group is primarily a global holding company with investments in a diverse range of retail businesses. The Group operates in Africa, Australasia, Europe, the United Kingdom and the United States of America.

Refer to the Annexure 1: Glossary of Terms applicable to this report.

Basis of preparation

Statement of compliance

The Consolidated Financial Statements have been prepared in accordance with IFRS, as adopted by the EU, and also comply with the statutory provisions of Part 9, Book 2 of the Dutch Civil Code. All standards and interpretations issued by the IASB and the IFRIC, effective for periods starting on 1 October 2018, have been endorsed by the EU. Where necessary, adjustments have been made to the financial results of all Group entities to ensure compliance with Group accounting policies.

Accounting policies set out here have been applied consistently to all periods presented.

All new accounting standards that became effective in the current reporting period have been adopted.

Refer to note 36 for details on the change in accounting policies.

Historical cost convention

The financial statements are prepared under the historical cost convention adjusted for the effects of inflation where entities operate in hyperinflationary economies and for the revaluation of certain financial instruments to fair value. During the 2019 Reporting Period, the Angolan economy was reconsidered in accordance with the accounting principles set out in IAS 29: Financial Reporting in Hyperinflationary Economies, and has been considered to be out of hyperinflation. In the 2018 Reporting Period, the Angolan economy was assessed as hyperinflationary.

Going concern

In determining the appropriate basis of preparation of the 2019 Consolidated Financial Statements, the Management Board is required to consider whether the Group and the Company can continue in operational existence for the foreseeable future.

With the conclusion and implementation of the CVA (also refer to Note 16 – Borrowings), the existing debt instruments in SEAG and SFHG were reissued with effect from 14 December 2018, with a common maturity date of 31 December 2021. No cash interest is payable during this period, as interest will accrue and is only payable when the debt matures, providing the Group with a period in which it can concentrate on reducing debt and restoring value. The Group and the Company's cash flow forecasts indicate that both the Group and the Company can, based on certain critical assumptions, continue in operational existence for the foreseeable future, namely for 12 months after the date of authorisation of the 2019 Consolidated Financial Statements.

However, the Management Board draws shareholders' attention to the following material uncertainties that are key in arriving at the forecast cash flows, namely:

Litigation and Regulation

The Group and the Company are subject to several legal claims and regulatory investigations (also refer to Note 22 – Commitments and Contingencies). A key assumption in both the Group and the Company's cash flow forecasts is that no material judgements or fines are issued against the Group or Company that will become payable during the next 12 months. The Supervisory Board and the Management Board, assisted by the Litigation Working Group, and in consultation with the Group's attorneys, continue to assess the merits of, and responses to, these claims, and provide feedback to the regulatory bodies. Pleading and notices have been filed by the Group in various legal proceedings and the Company and applicable subsidiaries have co-operated with various regulators in their investigations. However, there remains a material uncertainty as to the ultimate impact of litigation and regulatory enforcement on the liquidity of the Group. The majority of the claims and fines do not have an impact on the 2019 Consolidated Financial Statements. These claims are contingent liabilities and have been disclosed in note 22.3 to the 2019 Consolidated Financial Statements.

STEINHOFF INTERNATIONAL HOLDINGS N.V.
BASIS OF PREPARATION
continued

Basis of preparation (continued)

Going concern (continued)

Litigation and regulation (continued)

At the same time, the Group is also evaluating its position on potential claims it may have against third parties and recoveries against implicated entities and individuals are being initiated where appropriate. Certain individuals have been joined as parties to proceedings on the basis that if claims against the Group are successful, the Group should be entitled to an indemnity in respect of, or a contribution towards, those claims. The Group also intends to recover amounts paid to certain former members of, inter alia, the Management Board of Steinhoff. On 19 June 2019 the Company launched proceedings against former CEO Markus Jooste and former CFO Ben la Grange in the High Court of South Africa, Western Cape Division, Cape Town, South Africa to recover certain salary and bonus payments paid to the former CEO and CFO.

Tax

Tax remains a material uncertainty, as the tax impact of the accounting irregularities identified, and the consequential effects thereof, remain uncertain. This is exacerbated by the fact that these irregularities impact multiple jurisdictions and the finalisation of their treatment will require substantial analysis and negotiation with multiple tax authorities. A key assumption is therefore that the tax assumptions built into the current cash forecasts, for both the Group and Company, continue to apply and that no unexpected valid material assessments are issued by the relevant tax authorities. The steps necessary for the implementation of the CVAs were complex and multi-jurisdictional, potentially giving rise to an element of risk regarding the tax consequences thereof. The Group has engaged with professional tax advisors in numerous jurisdictions to determine the ultimate tax consequences, with a view to ensuring that the associated element of risk arising from the CVAs is mitigated.

COVID-19

Supply-side

The risk of the COVID-19 pandemic on the supply of inventory throughout the Group, is a significant uncertainty of which the extent and ultimate impact is unknown. The supply chain impact of imported inventory could be material to certain of our operating businesses where significant volumes of inventory are imported from affected countries. Alternative sourcing could have a severely adverse effect on margins. However, businesses in the Group are taking a number of steps to mitigate any potential effect, including alternative sourcing arrangements.

Demand-side

Many of the countries in which the Group does business have implemented broad-based steps to contain the spread of COVID-19, resulting in significant restrictions on movement and public gatherings, and the closure of commercial facilities. These measures have resulted in the partial or full closure of a number of the Group's general merchandise stores, or restrictions on trading hours, in a number of European markets including South Africa, France, Spain, Poland and the Czech Republic.

As a result, turnover will in all probability reduce, particularly in general merchandise, and this will continue for the duration of these restrictions. The performance of the Group's fast-moving consumer goods focused businesses has been more resilient, partially offsetting this impact.

While the Group is confident that the actions it is taking to address the impact of the COVID-19 pandemic are appropriate and timely, the situation is rapidly changing and remains uncertain and is subject to continuous review.

Conclusion

The Management Board draws attention to the following facts:

- that in the Group's 2019 Consolidated Financial Statements liabilities exceed assets, and
- that these material uncertainties extend beyond the foreseeable future (except for COVID-19).

These facts therefore cast significant doubt upon the Company and Group's ability to continue as a going concern beyond the foreseeable future. If the Group and the Company are to continue as a going concern, the Management Board and the operational management team require sufficient time to continue stabilising the Group and re-establishing value at operational level. This will enable the Group and the Company to realise assets in a non-distressed fashion and thus maximise value, enhancing the Group's ultimate ability to repay or reduce debt and to protect and maximise value to all stakeholders. At the same time a solution for the litigation initiated against the Group will need to be sought and implemented.

Presentation and functional currency

Unless otherwise indicated, the consolidated and separate financial statements are prepared on the accrual basis in millions of Euro (€m). The Euro is the Group's presentation currency and the Company's functional currency.

STEINHOFF INTERNATIONAL HOLDINGS N.V.
BASIS OF PREPARATION
continued

Areas of critical judgements and estimates

The preparation of Consolidated Financial Statements requires management to make judgements and estimates that affect the application of accounting policies and the reported values of assets, liabilities, income and expenses. Actual results may differ from these estimates. Judgements have been made after taking into account all currently available information, but these could change if additional relevant information comes to light.

Critical accounting estimates are those that involve complex or subjective judgements or assumptions.

Judgements		Note reference	
Going concern assumption		Basis of preparation	
Consolidation decisions			
Management's assessment of whether the Group controls/controlled the following entities required significant judgements.			
Main Group	Entities related to/subsidiaries of the Main Group	Treated as controlled	Note reference
Newco 3 Group		Yes	Basis of preparation
	Pepco Poland sp.z o.o*	Yes	Basis of preparation
	Poundland Group Limited*	Yes	Basis of preparation
	Greenlit Brands Proprietary Limited*	Yes	Basis of preparation
	Steinhoff UK Retail Limited*	Yes	Basis of preparation
	Conforama Group*	Yes	Refer below

* Principal subsidiaries are those identified by management as contributing materially to the consolidated results or financial position of the Group.

In preparing these Consolidated Financial Statements, Steinhoff N.V. had to conclude whether or not it had control over certain entities following various governance structure changes resulting from the restructuring transactions. Concluding that the Group controls Newco 3 resulted in the full consolidation and disclosure of its debt, assets, cash flow and operating results.

Management had two options, either to place the Group into liquidation, which would have been value destructive and would not have provided the optimal value preservation in the circumstances for all stakeholders, or to pursue a debt and business restructuring process by entering into agreements with its lenders to ensure that value preservation and maximisation in the underlying assets is achieved as a common objective for all stakeholders.

The Group engaged in tireless negotiations with its lenders, bondholders and other financial creditors to restructure its finances. These rigorously negotiated agreements resulted in extensive protective rights being provided to the creditors to address historical shortcomings in governance and to improve standards of independence and disclosure. These protective rights are not in the normal course of business and are due to historical extraordinary circumstances. The Company has setup intermediate holding companies whose purpose, design and relevant activities will include acting as an intermediate holding company for the SEAG group in the management of its investments, the resolution of the legacy issues within the SEAG cluster, the repayment of the restructured financial debt and the selection of assets for disposal on appropriate terms. As part of the nomination rights that the creditors have agreed with the Company, the creditors have nominated certain individuals to be considered for appointment by Steinhoff N.V. as directors. These individuals are considered to have the skillset to help oversee the restructure and pay down the debt in an orderly manner thereby extracting greater value out of the assets. The assets and liabilities within Newco 3 represent a substantial portion of the Group.

Although the creditor-nominated directors nominees will represent a majority of the board of Newco 3, being a key body in determining the path to repaying the Group's debt (which is the purpose with which they have been tasked), the Management Board in concluding that the Group controls Newco 3 has considered various factors surrounding the shareholding and governance structures of Newco 3 and determined that:

- The Company, in consultation with its creditors, has designed the purpose of the entity;
- The Company will have oversight, involvement, and has the ability to affect change in the course of this intermediate holding company;
- The independent directors are independent professionals and have no obligation to act in accordance with instructions from creditors and have been nominated based on their skillset relevant to the purpose of the SEAG cluster; and their independence from the legacy issues of Steinhoff N.V.;
- Steinhoff N.V. has the appointment right of all the directors on the newly constituted boards;
- Steinhoff N.V. has the legal right to remove these directors. Where a creditor nominated director is removed as a director by the shareholder, the consequences are governed by protective rights included in the Facilities Agreements.
- These protective rights allow Steinhoff N.V. to dismiss the creditor nominated director with cause, if dismissed without cause then it creates a potential event of default. This leaves a broad discretion with Steinhoff N.V. in exercising its power of dismissal. This includes the ability to dismiss a director who does not act with regard to the interests of the Company and its stakeholders generally. Legally the dismissal rights are not diminished due to potential consequences;
- The debt is the Company's and the debt has not been extinguished;
- The Company has an overall guarantee for the SEAG cluster of entities, refer to the separate financial statements and the accounting treatment of the underlying CPU's;
- The Company still holds 100% of Newco 3's ordinary shares;
- The Company is accountable for the success of the overall restructuring and therefore has built-in additional ways to influence the outcome despite the design of the entity and the assignment of directors;

STEINHOFF INTERNATIONAL HOLDINGS N.V.
BASIS OF PREPARATION
continued

Areas of critical judgements and estimates (continued)

Judgements (continued)	Note reference
Consolidation decisions (continued)	

Newco 3 Group (continued)

- The composition of the body of creditors will be shifting over time and the creditors do not operate as a single block;
- The relevant board of directors do not act on their own behalf and neither do they act only on behalf of the lenders who nominated them. They act on behalf of the company and therefore need to act on behalf of all stakeholders of the company irrespective of who nominated them;
- The governance rights agreed to by the Group are to ensure that the creditors' interests are protected. Given the significant level of debt, the creditors have been given significantly more protection rights than usual;
- The Group has the power to direct the relevant activities through the strategic roadmap provided to these boards as part of the restructure process, in a way that is consistent with the wider Group strategy.

The Group is fully exposed to the losses of this group of companies and the Group is directing the group wide process of recovering the maximum value for all stakeholders across the whole group. The Management Board has weighed the facts and circumstances as set out above and believes that the Company maintains control of Newco 3 (the SEAG cluster of entities) and should therefore continue to consolidate Newco 3, resulting in the debt and underlying assets remaining on its balance sheet.

Main Group	Entities related to/subsidiaries of the Main Group	Treated as controlled	Note reference
Conforama Group		Yes	Basis of preparation
	Conforama Investissement	Yes	Basis of preparation
	Conforama Développement	Yes	Basis of preparation
	Conforama Holding SA	Yes	Basis of preparation

The French Commercial Court of Meaux, on 11 April 2019, approved an amicable restructuring agreement entered into between Conforama and its creditors, as part of a French law "conciliation" process which provided the framework for the refinancing negotiations. This ruling allowed Conforama to implement its financial restructuring. The Conforama restructuring resulted in a governance structure being set up in a way that supported the Group's objective of maximizing the recovery for all stakeholders and were instituted with agreement of the Group (via Newco 3) and in a way that was consistent with the objective of the entire Group. At the Reporting Date, the Group has retained its indirect equity ownership of 99.99% of the ordinary shares although the group structure has changed.

The key terms of the financial restructuring included:

- A total nominal value of €316 million new money financing;
- One golden share named "Class 1 Preference Share" (the "Golden Share") was created on 3 April 2019. It was initially owned by Conforama Investissement and was transferred on 15 April 2019 to Equities Gestion acting as trustee under a trust agreement in relation to the Golden Share, also dated 15 April 2019. Pursuant to the terms and conditions of the Golden Share, the specific rights attached to it (including veto rights and the right to direct the appointment of more than half of the board members) are conditional upon the occurrence of a "Triggering Event", i.e., the opening of insolvency/pre-insolvency proceedings and/or an event of default under the Conforama finance documents. The Triggering Event would ultimately lead to the activation of a new governance structure; and
- Conforama Holding SA also issued on 29 May 2019 a total of 205,242,947 warrants (the "Warrants") which, if and when exercised, are "convertible" into 205,242,947 Class 2 Preference Shares. Pursuant to their terms and conditions, the Warrants may only be exercised within a certain period of time before the occurrence of an "Exercise Event". An Exercise Event is the occurrence of any of the following:
 - (i) any distribution of any nature whatsoever made from time to time by the company for the benefit of its shareholders;
 - (ii) a Listing, Partial Exit or Change of Control, within the meaning given to these terms on the terms and conditions;
 - (iii) any voluntary or judicial liquidation of the company; or
 - (iv) the date which is six months prior to 29 May 2029.

If all the Warrants were to be exercised (which is an individual decision to be made by each holder of Warrants during the relevant Exercise Period), they are "convertible" into 205,242,947 Class 2 Preference Shares. Class 2 Preference Shares bear significant financial rights, as they together give right by priority to 49.90% of all shareholders' proceeds in case of a Distribution, Exit or Liquidation. However, each Class 2 Preference Share bears only one voting right, and therefore the potential exercise of all Warrants would have little impact per se on the allocation of voting powers within the company. In particular, Conforama Développement would continue holding more than 99% of the ordinary shares issued by Conforama Holding SA.

At the 30 September 2019 Reporting Date and up to the date of release of the 2019 Consolidated Financial Statements, no such Triggering Event had occurred; therefore, the Golden Share (and the rights attached thereto) was disregarded for control assessment purposes. Similarly, the Warrants, even though issued, are neither exercised nor exercisable; therefore, the Warrants and the rights attached thereto, were also disregarded for control assessment purposes. The triggering of the Golden Share and the exercise of the Warrants are not linked. The issuance of the Warrants would not result in the loss of control but only provide a financial right to the warrant holder to 49.90% of all shareholders' proceeds in case of a distribution. Any future Triggering Event attached to the Golden Share, may result in Newco 3 losing control of Conforama and will have to be assessed at that time as new governance requirements would be introduced.

STEINHOFF INTERNATIONAL HOLDINGS N.V.
BASIS OF PREPARATION
continued

Areas of critical judgements and estimates (continued)

Judgements (continued)	Note reference
Consolidation decisions (continued)	
Conforama Group (continued)	
<p>The Group has the ability to appoint all the directors through Newco 3, with the CEO being appointed by the other four Conforama board members. Two of the directors are nominated by the creditors who hold the warrants.</p> <p>The creditor-nominated directors must be independent from the creditors and are only appointed with the support of the Group. The Group has the right to dismiss all the directors without cause, although there may be repercussions unless there is evidence that the directors were not fulfilling their fiduciary duty to act in the best interest of Conforama and they would have to be replaced with creditor nominated directors if applicable.</p> <p>In reaching the abovementioned conclusion, it is based on the critical judgement that the Group controls Newco 3.</p> <p>The Management Board has considered the shareholding and governance structures of Conforama as explained above and determined that the Group has retained control of Conforama. Management has similarly determined that Conforama had not met the requirements to be classified as held-for-sale at the Reporting Date or as a discontinued operation.</p> <p>Further consideration was given on whether the Warrants issued on 29 May 2019 should be recognised as a non-controlling interest in the Group's Consolidated Financial Statements.</p> <p>The Warrants, if and when exercised, are "convertible" into 205,242,947 Class 2 Preference Shares. The Class 2 Preference Shares provide the holders thereof the right to 49.9% of dividends (declared at Conforama's discretion) as well as to a proportion of the net liquidation proceeds in the event that Conforama is liquidated. The Class 2 Preference Shareholders' right to net liquidation proceeds is on substantially the same terms as the ordinary shareholders (i.e. net liquidation proceeds will first be employed to settle the par value of the shares held by all the shareholders pro-rata to their stake in Conforama's share capital, following which the remainder will be settled to the ordinary and the Class 2 Preference Shareholders based on the dividend portion formula).</p> <p>The Class 2 Preference Shares will therefore be classified as a non-controlling interest in the Group's Consolidated Financial Statements as it provides the holders thereof the right to the equity of Conforama.</p> <p>As it has been determined that the Class 2 Preference Shares will be classified as a non-controlling interest in the Consolidated Financial Statements, consideration should be given to whether the unexercised Warrants will also be classified as a non-controlling interest.</p> <p>Based on the terms governing the exercise of the Warrants, the Warrants will be exercised once any form of equity return is provided to the ordinary shareholders (i.e. a dividend distribution of any form and/or net liquidation proceeds from a liquidation event) and mandatorily by 29 May 2029 if not yet exercised by such date. The Warrants therefore provide the holders thereof with the right to equity returns from issuance date and not only from the date that the Warrants are exercised. This would therefore result in the issued Warrants being classified as a non-controlling interest from issuance date.</p> <p>Management have therefore determined that 49.9% of Conforama's equity should be attributed to non-controlling interest.</p> <p>In the case of Conforama the non-controlling interest is still the subject of lawsuits. Management have therefore considered the information available, despite ongoing uncertainty in certain areas, and determined that no percentage should be attributed to non-controlling interest relating to the lawsuits.</p>	

Entity	Note reference
Conforama: non-controlling interest attributable to Seifert entities	Note 29

Main Group	Entities related to/subsidiaries of the Main Group	Treated as controlled	Note reference
Campion Group		No	Basis of preparation
	Wands, including its subsidiaries Cencap and FGI	No	Basis of preparation
	Sunnyside and Sutherland UK	No	Basis of preparation
	Plum Tree	No	Basis of preparation
	GT Branding	Yes	Basis of preparation
	Town Investments (until January 2019)	No	Basis of preparation

Campion Group

In January 2019, the Group concluded various settlement agreements with the Campion Group, the main terms of which included the settlement of a number of outstanding loans owing to the Group in exchange for the receipt by the Group of a number of investments including:

- Approximately 25.5 million Brait shares;
- Approximately 30 million Steinhoff shares (held by SSUK and Town Investments);
- Legal ownership of Town Investments; and
- Legal ownership of 55% of GT Branding.

The recovery received, in terms of the settlement agreement reached with the Campion Group, for previously impaired loans was considered not material. Refer to note 4.2.2 a) for further information.

SSUK

These entities form part of the Campion Group. There remains uncertainty with respect to the relevant activities of these entities, which are part of the Campion Group, which could extend beyond transactions with the Group, although it appears that the purpose of the entities was to hold Steinhoff shares. There is insufficient evidence to suggest that the Group can control the activities of the entities in the absence of holding voting rights. The Group is exposed to variable returns from SSUK as a result of funding provided, although it is noted a loan agreement was only put in place after the repayment of the first loan that was granted. Subsequent loans were not covered by this agreement and therefore lacked economic substance. Management has concluded that the Group does not control these entities. Despite not consolidating these entities, the Steinhoff shares held by SSUK were recognised as treasury shares, together with the related share-based payments arising from transactions with these entities. Refer to note 4.2.5 and note 32.2 for share-based payment expenses relating to the share funding transactions.

STEINHOFF INTERNATIONAL HOLDINGS N.V.
BASIS OF PREPARATION
continued

Areas of critical judgements and estimates (continued)

Judgements (continued)	Note reference
Consolidation decisions (continued)	

GT Branding

Management assessed it controlled the GT Branding Group and therefore consolidated the GT Branding Group for all periods under review, as a result of the substance over form treatment of all the brands and trademarks owned by the GT Branding Group. The GT Branding group is not considered a material subsidiary during either period presented. The Group acquired the remaining 55% share in the GT Branding Group in January 2019 as part of the settlement with the Campion Group.

Tekkie Town and Town Investments

The Group acquired a 100% interest in Tekkie Town in two phases as follows:

- A special purpose vehicle, Town Investments, was set up for the purpose of the Tekkie Town acquisition. Town Investments was funded and guaranteed by the Group, but owned by a third party in the Campion Group. Town Investments acquired 43.06% of the shares in Tekkie Town from a previous shareholder for cash, which was funded by a loan from the Group to Town Investments.
- The Group then obtained 100% of the interest in Tekkie Town in exchange for Steinhoff shares. The Group issued approximately 18 million Steinhoff shares as consideration to Town Investments for the 43.06% interest in Tekkie Town and approximately 25 million Steinhoff shares to the management of Tekkie Town for the remaining 56.94% interest in Tekkie Town.

Town Investments was established with assistance from the Group in order to acquire Steinhoff shares. There was insufficient evidence during the 2018 Reporting Period to suggest that the Group controlled the activities of Town Investments in the absence of holding voting rights despite strong indicators of control. The Group was exposed to variable returns arising from the loan funding provided to acquire the shares.

Management concluded that for the 2018 Reporting Period it should not consolidate Town Investments but accounted for the transaction entered into with Town Investments in order to reflect the substance of the transaction and the Group's exposure. Since the only assets held by Town Investments were the shares in Steinhoff N.V., the repayment of the loan to the Group is dependent on the performance of the underlying Steinhoff shares. The Group was therefore exposed to negative returns from Town Investments in respect of the funding it has provided, and the third party shareholders of Town Investments were exposed to possible upside to the extent the value of the Steinhoff shares exceeds the funding provided by the Group. In substance, such a structure is akin to Steinhoff N.V. issuing a call option on its own shares, and a share-based payment expense should therefore be recognised. The Group did not consolidate this entity during the 2018 Reporting Period, but management did recognise the Steinhoff shares held by Town Investments as treasury shares and recognised the related share based payment expense.

During the 2019 Reporting Period the Group acquired 100% of the ordinary shares of Town Investments in January 2019 as part of the Campion Group settlement, therefore Town Investments will be consolidated from this acquisition date. The 17.9 million Steinhoff shares continue to be treated as treasury shares.

Main Group	Entities related to/subsidiaries of the Main Group	Treated as controlled	Note reference
Other	BVI	Yes	
	Mattress Firm (until 21 November 2018)	Yes	Note 1

BVI

BVI was founded in 2011 by the senior management of Pepkor Africa with the objective of enabling senior employees of Pepkor Africa to share in the growth of the company over a long term by indirectly owning shares in Pepkor Africa through the BVI structure. Pepkor Africa granted loans to certain senior employees to enable them to buy their allocated BVI shares, but a number of employees also funded their own investments. The structure also received funding from Rand Merchant Bank ("RMB"). Certain companies within the Pepkor Africa Group guaranteed the RMB funding.

BVI shares not allocated to employees were taken up by a Pepkor Africa Group company with the purpose of later allocating these shares to employees joining the scheme.

On 20 April 2015, following the acquisition of Pepkor Africa by the Group, the Pepkor Africa shares held by BVI were swapped for Steinhoff shares. From 2016 when an employee wanted to exit the BVI structure, the Group would also provide a loan to BVI to fund the repurchase of its BVI shares from the employer as opposed to BVI having to sell Steinhoff shares to fund the settlement.

BVI was set up solely on behalf of the employee shareholders who would benefit from the growth of the Pepkor Africa group and later the Steinhoff share value. Since the Group's acquisition of Pepkor Africa, it continued to act as guarantor to the RMB funding, and also facilitated the exit of employees by either providing the necessary funding to BVI or by permitting BVI to dispose of shares in order to fund the share repurchase from the employee.

Although the Group's voting rights were limited to their equity interests, management has concluded that the Group had de facto control over BVI as a result of its exposure to variable returns linked to the funding and guarantees provided.

The Group consolidated BVI for both periods presented and recognised the Steinhoff shares held by BVI as treasury shares.

Management has limited financial information of BVI and therefore deemed the value of the treasury shares to approximate BVI's capital raised and the funding procured.

STEINHOFF INTERNATIONAL HOLDINGS N.V.
BASIS OF PREPARATION
continued

Areas of critical judgements and estimates (continued)

Judgements (continued)	Note reference
Classification and completeness of related parties and affiliated parties	Notes 29 & 30
<p>The uncertainties relating to the identification of the nature of the relationship with certain entities, particularly in light of the frequency and complexity of transactions with so called independent parties, raises challenges in the application of the related party definition.</p>	
Recoverability of financial and other assets	
<p>Financial assets The recoverability of loans and assets with counterparties have been assessed for impairment as required under IFRS 9 Financial Instruments.</p>	
Treatment of transactions involving Steinhoff shares funded by the Group	
<p>Substance of transaction akin to an option Management had to apply judgment in respect of certain share funding transactions where the terms did not stipulate that the funding was with recourse only to the Steinhoff shares. In these cases, management has considered the substance of the arrangements and deemed it appropriate to treat such funding as only having recourse to the Steinhoff shares, since it was provided specifically for the purchase of Steinhoff shares. In certain instances, only proceeds from the sale of Steinhoff shares were used to settle such loans and the only significant asset held by the debtor was the Steinhoff shares. The transactions are treated as in-substance options in respect of the Steinhoff's shares, in some cases triggering a share-based payment expense. Measuring the share-based payment involved a number of judgements and estimates in respect of both the classification as cash or equity settled and the determination of the inputs of the valuation model. The details of funded share purchase arrangements are referenced below:</p>	
Transaction	Note reference
SSUK	Note 32.2
Town Investments	Note 32.2
Presentation of liabilities	
<p>In terms of presentation requirements of IFRS, a liability should be classified as current if the entity does not have an unconditional right to defer settlement of that liability for at least 12 months after the Reporting Date. Prior to the restructuring being put in place, a number of covenants relating to existing debt had been breached. As the financial creditors had not been obligated to condone the covenant breaches, the loans could have been called and therefore were required to be recognised as current liabilities in the 2018 Reporting Period. Where Group subsidiaries entered into new facilities during the Reporting Period, these were considered separately for classification as current or non-current based on the contractual terms effective at the Reporting Date.</p> <p>Management did consider the terms of the Lock-Up Agreement entered into on 11 July 2018 not substantial enough to allow for derecognition of historic liabilities and recognition of new non-current liabilities.</p> <p>Management has assessed that the CVA has resulted in substantially different terms to the lenders and as a result the original loans were derecognised during the 2019 Reporting Period and new financial liabilities recognised. This treatment results in the recognition of any costs or fees incurred in profit or loss in the Reporting Period. Costs where there was a constructive obligation were expensed over the relevant period even though the replacement of the debt was only treated as occurring on 14 December 2018. At the 2018 Reporting Date, the remaining life of the loans and borrowings existing at that date was assessed, and all unamortised capitalised fees were expensed.</p>	
Impact assessment of the new IFRS 16: Leases	
<p>The application of IFRS 16 will have a material impact on the Group's statement of financial position, statement of comprehensive income and classification in the statement of cash flows for the 2020 Reporting Period. Management prepared an estimate of the impact this standard will have on the 2020 Reporting Period based on a review of the leasing arrangements within the Group.</p> <p>The expected and actual impact will be different as a result of:</p> <ul style="list-style-type: none"> • The finalisation of the validation of completeness and accuracy of the identified contracts • New lease contracts to be entered into in 2020 Reporting Period. 	
Recognition and measurement of provisions	
<p>Correct classification and completeness of contingent liabilities</p>	
<p>Correct classification and completeness of liabilities and events occurring after the Reporting Period</p>	
	Note 21
	Note 22
	Note 22 and note 35

STEINHOFF INTERNATIONAL HOLDINGS N.V.
BASIS OF PREPARATION
continued

Areas of critical judgements and estimates (continued)

Estimates	Note reference
Estimation of uncertain tax positions	Note 6
Estimation of future taxable profits in support of recognition of deferred tax assets	Note 6
Estimation of inputs into discounted cash flow models relating to the impairment of goodwill	Note 8
Estimation of inputs into discounted cash flow models relating to the impairment of intangible assets	Note 8
Estimation of the useful life of intangible assets	Note 8
Estimation of the recoverable amount and fair value of properties	Note 9
Estimation of the useful life and residual values of buildings	Note 9
Estimation of fair value of identifiable assets and liabilities impacting the measurement of goodwill in a business combination	Note 24
Estimation of vesting conditions relating to share-based payments	Note 32

STEINHOFF INTERNATIONAL HOLDINGS N.V.
BASIS OF PREPARATION
continued

Areas of critical judgements and estimates (continued)

Accounting policy elections

The following significant accounting policy elections have been made by the Group:

Area	Details
Transitions	
IFRS 9: Financial Instruments	The Group has elected to apply IFRS 9 Financial Instruments retrospectively, it has elected not to restate its comparative financial information and will only restate opening retained earnings balance as at 1 October 2018.
IFRS 15: Revenue from Contracts with Customers	The Group has elected to apply IFRS 15 using the modified retrospective approach by recognising the cumulative effect of initially applying IFRS 15 as an adjustment to opening balance of equity at 1 October 2018. No adjustment was required in view of materiality.
Statement of profit or loss	
Income from investments	The Group has elected to present income from investments separately on the face of the statement of profit or loss. Income from investments comprise finance income and dividend income.
Discontinued operations	The Group has elected to present the detail of the profit or loss of discontinued operations in a separate note instead of on the face of the statement of profit or loss. Inter-company transactions between continuing and discontinued operations Inter-company transactions and balances between continuing and discontinued operations are eliminated within both continuing and discontinued operations. The inter-company eliminations are added back as reconciling items for segmental reporting to present the reportable segments prior to the inter-company eliminations as this more closely reflects the trading conditions within each reportable segment.
Statement of other comprehensive income	
Hyperinflation	In the Reporting Period, Pepkor Africa's Angolan operations were assessed in accordance with the criteria stipulated in IAS 29: Financial Reporting in Hyperinflationary Economies and, based on the factors indicated under judgements, concluded that the country was no longer considered in a hyperinflationary economy. During the 2018 Reporting Period, Pepkor Africa's operations in Angola were reported in accordance with IAS 29: Financial Reporting in Hyperinflationary Economies following its classification as a hyperinflationary economy.
Statement of financial position	
Investment properties	The Group has elected to measure all investment properties using the cost model.
Owner-occupied properties	The Group has elected to measure all owner-occupied properties using the cost model.
Intangible assets	The Group has elected to measure all intangible assets using the cost model.
Statement of cash flows	
Interest paid and received	The Group views interest paid and received as operating activities as these are largely incurred in the funding of operations.
Dividends paid and received	The Group discloses dividends paid and received as operating activities as this demonstrates the Group's ability to pay dividends out of operating cash flows.
Discontinued operations	The Group has elected not to disaggregate cash flows from discontinued operations in the statement of cash flows. The detail of the main components of cash flow from discontinued operations are disclosed in the notes to the financial statements.
Basis of preparation – Cash flows	The Group has elected to present the cash flows using the indirect method. The indirect method adjusts accrual basis net profit or loss for the effects of non-cash transactions.

STEINHOFF INTERNATIONAL HOLDINGS N.V.
BASIS OF PREPARATION
continued

Areas of critical judgements and estimates *(continued)*

Exchange rates

The following table present the exchange rates used by the Group.

	Average translation rate			Closing translation rate		
	2019	2018	% change	30 September 2019	30 September 2018	% change
EUR:ZAR	16.1733	15.5493	4.0	16.5576	16.4337	0.8
EUR:PLN	4.3007	4.2444	1.3	4.3782	4.2774	2.4
EUR:GBP	0.8844	0.8848	0.0	0.8857	0.8873	(0.2)
EUR:AUD	1.6033	1.5655	2.4	1.6126	1.6048	0.5
EUR:USD	1.1281	1.1904	(5.2)	1.0889	1.1576	(5.9)
EUR:CHF	1.1225	1.1615	(3.4)	1.0847	1.1316	(4.1)

Approval

The 2019 Consolidated Financial Statements were prepared under the supervision of the Management Board of the Company and were authorised for issue on 30 June 2020.

STEINHOFF INTERNATIONAL HOLDINGS N.V.
NOTES TO THE CONSOLIDATED FINANCIAL STATEMENTS
FOR THE PERIOD ENDED 30 SEPTEMBER 2019

1. Discontinued operations

In order to fund operations, repay debt and support the Group's short-term liquidity, management decided to dispose of certain non-core assets or assets requiring significant cash commitments.

The majority of the businesses included in the following former reportable segments were disposed of or classified as held-for-sale during the 2018 and 2019 Reporting Periods. These businesses have been presented as discontinued operations:

Identified for inclusion in 2019 Reporting Period:	
Segment	Businesses
European Properties	Hemisphere properties
Greenlit Brands	General Merchandise division
All Other segment	Abra
	Blue Group
	Pritex
	Properties – Africa
	Sherwood

These disposals have also necessitated a restatement of segmental reporting (refer note 2).

Identified for inclusion in 2018 Reporting Period:	
Segment	Businesses
European Retail Management ("ERM")	kika-Leiner OpCos
	POCO
	Extreme Digital
European Manufacturing, Sourcing and Logistics	Impuls and Puris
	Steinpol
	E-llis
Mattress Firm	Mattress Firm
Automotive	Unitrans
European Properties	kika-Leiner PropCos

Refer to note 34 for more information on the held-for-sale assets and liabilities.

European Properties

Hemisphere properties

Hemisphere is an indirect wholly owned subsidiary of Steinhoff N.V. and holds a portfolio of European properties. The European property portfolio comprises office, retail and warehouse space.

On 26 July 2018 Hemisphere entered into a Lock-Up Agreement which comprised of approximately 90% of the value of the Hemisphere lenders. The Hemisphere Lock-Up Agreement, among other matters, imposed an agreed standstill obligation on lenders. This standstill was aimed at facilitating the restructuring of Hemisphere by providing the parties with a period of stability whilst the relevant documents were negotiated.

On 5 September 2018 a restructuring was implemented due to the financial indebtedness of Hemisphere. This resulted in a new, secured, three-year term loan facility of approximately €775 million owed by Hemisphere in replacement of its old debt facilities. Since then, following the sale of the kika-Leiner related property companies and certain other individual assets, approximately €415 million has been applied towards repayment of interest and principal of this facility by Hemisphere.

On 13 December 2018 Hemisphere entered into a formal disposal plan with Wells Fargo securities International Limited (Eastdil Secured LLC), for the sale of interests held by Hemisphere in its portfolio of properties including the sale of Hemisphere's direct and indirect subsidiaries. The sale process will comprise either the sale of properties themselves, or the sale of the shares in the companies owning the properties.

The above agreement is also in compliance with the Term Loan Facility Agreement dated 5 September 2018. The Hemisphere group, under the terms of its Term Loan Facility Agreement, is required to dispose of its property portfolio and utilise the proceeds to make repayments against its financial liabilities.

Hemisphere property portfolio met the criteria to be classified as held-for-sale on 30 June 2019.

STEINHOFF INTERNATIONAL HOLDINGS N.V.
NOTES TO THE CONSOLIDATED FINANCIAL STATEMENTS
FOR THE PERIOD ENDED 30 SEPTEMBER 2019
continued

1. Discontinued operations *(continued)*

European Properties *(continued)*

Hemisphere properties *(continued)*

The Hemisphere property disposal processes have been affected by the COVID-19 pandemic to varying extents. Some of the processes have experienced delays and, in the case of the Industrial & Logistics portfolio, the buyer was not willing and able to complete Phase 1 of the disposal on 31 March 2020 as required by the sale and purchase agreement. Irrespective of these developments, the company remains committed to a sale of the Hemisphere properties and the directors continue to believe that the held-for-sale classification remains appropriate for these assets.

kika-Leiner PropCos

kika-Leiner PropCos held the Austrian and Central Eastern European properties of the European Properties segments.

Further details on the disposal is provided under the kika-Leiner OpCos heading in this note.

Greenlit Brands – General Merchandise

On 18 November 2019 Greenlit Brands announced its agreement to divest its General Merchandise division to Allegro Funds for approximately €39 million. The brands being disposed include Best & Less, Harris Scarfe, Postie and Debenhams Australia. This transaction was completed in early December 2019. The remaining Household Goods division is recognised as a continuing operation in the Greenlit Brands (previously Australasia) segment.

At 30 September 2019 Greenlit Brands – General Merchandise met the criteria to be classified as held-for-sale.

All Other segment

Abra

The Group concluded the sale of Abra during October 2019. Abra met the criteria to be classified as held-for-sale on 30 September 2019.

Blue Group

On 15 November 2019, the Group announced that in line with the strategy of simplifying its portfolio and deleveraging the balance sheet it had reached agreement to sell the Group's household goods division, Blue Group Holdco Limited to Alteri Investors.

At 30 September 2019 the Blue Group met the criteria to be classified as held-for-sale.

Pritex

Pritex Limited, the manufacturer of acoustic and thermo-acoustic insulation products for the diverse range of automotive and industrial markets was disposed of on 24 May 2019 together with a real estate property it occupied to Saint-Gobain High Performance Solutions UK Limited. Refer to note 1.4.

Properties – Africa

The Group has commenced a process post March 2019 to dispose of the remaining property portfolio of the African property portfolio. Management considered various disposal options for their African property portfolio in order to optimise the balance sheet and unlock value for shareholders.

The disposal portfolio consists of retail, office, warehouse, vacant land and residential properties, which includes properties tenanted by third party tenants. The list of properties in each portfolio have been identified and offers are currently being assessed against the valuations conducted for each of the properties.

At 30 September 2019 the Africa property portfolio met the criteria to be classified as held-for-sale.

Sherwood

The Group disposed of its 80% interest in Sherwood during January 2020 to Tempur Sealy for approximately €47 million. At 30 September 2019 Sherwood met the criteria to be classified as held-for-sale.

STEINHOFF INTERNATIONAL HOLDINGS N.V.
NOTES TO THE CONSOLIDATED FINANCIAL STATEMENTS
FOR THE PERIOD ENDED 30 SEPTEMBER 2019
continued

1. Discontinued operations *(continued)*

European Retail Management (ERM)

kika-Leiner OpCos

On 22 June 2018, the Group announced that transaction documents for the sale of the kika-Leiner Sale Assets to SIGNA Holding GmbH had been concluded. The loss-making operating companies were sold for a nominal consideration, whilst the consideration for the kika-Leiner PropCos was based on an enterprise value of approximately €490 million (subject to certain adjustments). The decision to sell was motivated by the withdrawal of kika-Leiner's credit insurance cover which created significant liquidity constraints and would have placed significant further cash demands on the Group given that the kika-Leiner businesses were both loss making and required significant future investment to implement a turnaround plan. The disposal of the kika-Leiner PropCos was effective during August 2018 and was completed on 15 October 2018.

POCO

POCO formed part of the ERM segment up until 31 March 2017, after which the investment in POCO was accounted for as an equity-accounted investment. An assessment was performed by management during the 2018 Reporting Period that concluded, based on settlement negotiations relating to previous ownership lawsuits, the investment in POCO should be classified as held-for-sale on 25 April 2018.

On 4 September 2018, the Group's subsidiary, LiVest, entered into an agreement to sell its shares in the POCO furniture group, including its property portfolio, for a total consideration of approximately €271 million. In terms of this agreement POCO retained debt of approximately €140 million, without recourse to the Group.

The disposal of POCO was finalised on 6 December 2018.

Extreme Digital

The Group disposed of its 50.48% interest in Extreme Digital, an online retailer in Hungary, on 30 January 2018.

European Manufacturing, Sourcing and Logistics

Impuls and Puris

The Group disposed of its 94% share in Impuls, a non-core German manufacturer of assembled kitchens, and its 86.48% share in Puris, a non-core German manufacturer of assembled bathroom furniture.

The effective date of sale was 31 August 2018. From 30 June 2018 the investment in Impuls and Puris was classified as held-for-sale.

Steinpol

Following the December 2017 events, Steinpol, an upholstery manufacturer in Poland, came under increasing pressure from suppliers and credit insurers, creating a negative effect on working capital. It also experienced a sales slowdown due to customer uncertainty. Steinpol is a non-core manufacturing business and management decided to dispose of the business to reduce the Group's exposure to its funding requirements.

The transaction closed on 11 March 2019. Management concluded that the Steinpol business met the criteria to be classified as held-for-sale on 30 September 2018.

E-llis

E-llis International BVBA, a wholly owned subsidiary of the Group, providing logistics services, was disposed on 30 June 2018.

The above businesses made up the majority of the European Manufacturing, Sourcing and Logistics segment. As the majority of this segment has either been disposed of or is classified as held-for-sale, it meets the criteria to be classified as a discontinued operation in terms of IFRS 5.

Automotive

On 28 March 2019 the Company announced that it has reached in-principle agreement to dispose of 74.9% of Steinhoff Africa's shares in Unitrans (and its subsidiaries), and 100% of the loan claims against Unitrans held by Steinhoff Africa, to CFAO Holdings South Africa Proprietary Limited. Negotiations regarding the possible disposal has been ongoing since May 2018. From 30 September 2018 the Automotive business met the criteria to be classified as held-for-sale.

The effective sale date has been determined as 25 November 2019. Unitrans will be fully consolidated up to this date.

The Automotive business was a separate reportable segment and has therefore been disclosed as a discontinued operation.

The remaining 25.1% of the shares were sold to Kapela on 19 December 2019.

STEINHOFF INTERNATIONAL HOLDINGS N.V.
NOTES TO THE CONSOLIDATED FINANCIAL STATEMENTS
FOR THE PERIOD ENDED 30 SEPTEMBER 2019
continued

1. *Discontinued operations* (continued)

Mattress Firm

Mattress Firm filed voluntary pre-packaged Chapter 11 cases in the United States Bankruptcy Court on 5 October 2018. This process allowed Mattress Firm to implement a financial restructuring through a court supervised process while continuing to trade. Mattress Firm successfully completed its restructuring on 21 November 2018. In consideration for providing the financing required by Mattress Firm to emerge from Chapter 11, certain of the Group's lenders that provided the exit financing received 49.9% of the shares in SUSHI, the indirect owner of Mattress Firm.

The Group retained a 50.1% equity interest in Mattress Firm. Both the lenders' and the Group's shareholding are subject to a total dilution up to 10% by a management incentive plan.

The Management Board has considered the shareholding and governance structures of Mattress Firm and determined that the Group lost control of Mattress Firm on 21 November 2018. The value of the associate recognised on the day the Group lost control was based on 5x EBITDA multiple (September 2021 EBITDA).

Mattress Firm was included as a discontinued operation until 21 November 2018, and thereafter as an equity accounted investment.

The businesses discussed above are presented as discontinued operations in the consolidated statement of profit or loss, consolidated statement of comprehensive income and consolidated statement of cash flows for the period ended 30 September 2019, as required by IFRS. Comparative information has been restated accordingly.

The detail of assets classified as held-for-sale is presented in note 34.

STEINHOFF INTERNATIONAL HOLDINGS N.V.
NOTES TO THE CONSOLIDATED FINANCIAL STATEMENTS
FOR THE PERIOD ENDED 30 SEPTEMBER 2019
continued

1. Discontinued operations *(continued)*

1.1 Adjustment of the prior period statement of profit or loss for discontinued operations

	2018		
	Previously reported €m	Adjusted for discontinued operations €m	Continuing operations presented €m
Continuing operations			
Revenue	12 827	(1 392)	11 435
Cost of sales	(7 851)	776	(7 075)
Gross profit	4 976	(616)	4 360
Other income	195	(59)	136
Distribution expenses	(702)	29	(673)
Administration expenses	(4 098)	791	(3 307)
Other expenses	(291)	(4)	(295)
Operating loss	80	141	221
Finance costs	(655)	9	(646)
Income from investments	68	-	68
Share of profit of equity accounted companies	58	-	58
Impairment of equity accounted companies	(3)	-	(3)
Loss before taxation	(452)	150	(302)
Taxation	(222)	4	(218)
Loss for the period	(674)	154	(520)
Loss attributable to:			
Owners of Steinhoff N.V.	(729)	154	(575)
Non-controlling interests	55	-	55
Loss from continuing operations	(674)	154	(520)
Basic loss per share (cents)	(17.6)	3.7	(13.9)

STEINHOFF INTERNATIONAL HOLDINGS N.V.
NOTES TO THE CONSOLIDATED FINANCIAL STATEMENTS
FOR THE PERIOD ENDED 30 SEPTEMBER 2019
continued

1. Discontinued operations *(continued)*

1.2 Statement of profit or loss for discontinued operations

	Notes	2019 €m	Restated ¹ 2018 €m
Revenue		3 319	6 586
Cost of sales		(2 211)	(3 726)
Gross profit		1 108	2 860
Other income		44	111
Distribution expenses		(72)	(333)
Administration expenses		(1 152)	(2 883)
Other expenses		(275)	(208)
Impairments	1.2.1	(252)	(215)
Net gain/(loss) on disposal of property, plant and equipment	1.2.2	59	(34)
Foreign currency reserve reclassification to profit or loss	1.2.3 & 1.4	(82)	41
Operating loss		(347)	(453)
Finance costs		(151)	(37)
Income from investments		6	5
Share of profit of equity accounted companies		3	9
Impairment of equity accounted companies		-	(24)
Loss on disposal of discontinued operations/disposal group	1.4	54	(147)
Loss before taxation		(435)	(647)
Taxation		(14)	(25)
Loss for the period		(449)	(672)
Loss attributable to:			
Owners of Steinhoff N.V.		(451)	(673)
Non-controlling interests		2	1
Loss for the period		(449)	(672)

¹ Comparative numbers have been restated as a result of classifying certain segments as discontinued operations.

STEINHOFF INTERNATIONAL HOLDINGS N.V.
NOTES TO THE CONSOLIDATED FINANCIAL STATEMENTS
FOR THE PERIOD ENDED 30 SEPTEMBER 2019
continued

1. Discontinued operations *(continued)*

1.2 Statement of profit or loss for discontinued operations *(continued)*

	Notes	2019 €m	Restated ¹ 2018 €m
1.2.1 Impairment			
Goodwill	34	83	20
Intangible assets	34	36	128
Investment property	34	16	–
Property, plant and equipment	34	103	64
Other	34	14	3
		252	215
<p>Impairments in the current period represents the write down to fair value less cost to sell for the following disposal groups Greenlit – General Merchandise (€93 million), Automotive (€47 million), Sherwood (€31 million), Blue Group (€50 million) and Properties – Africa (€31 million). Refer to note 34.</p>			
1.2.2 (Profit)/Loss on disposal of property, plant and equipment and intangible assets		(59)	34
1.2.3 Cumulative other comprehensive income reclassified to profit or loss on disposal or derecognition of investment			
Foreign currency translation reserve	1.4	82	(35)
Cash flow hedge reserve and fair value reserve		–	(6)
		275	208

¹Comparative numbers have been restated as a result of classifying certain segments as discontinued operations.

1.3 Presentation of discontinued operations in the statement of cash flows

	2019 €m	Restated ¹ 2018 €m
Cash flows from discontinued operations		
Net cash outflow from operating activities	(269)	(356)
Net cash inflow from investing activities	211	(1)
Net cash inflow from financing activities	6	355
Net cash outflow	(52)	(2)

¹Comparative numbers have been restated as a result of classifying certain segments as discontinued operations.

STEINHOFF INTERNATIONAL HOLDINGS N.V.
NOTES TO THE CONSOLIDATED FINANCIAL STATEMENTS
FOR THE PERIOD ENDED 30 SEPTEMBER 2019
continued

1. Discontinued operations *(continued)*

1.4 Details of the disposal of subsidiaries and equity investments classified as discontinued operations

30 September 2019	POCO €m	Mattress Firm €m	Steinpol €m	Other ¹ €m	Total €m
Carrying value of assets and liabilities at date of disposal					
Assets					
Goodwill	-	2			2
Intangible assets	-	536	2	-	538
Property, plant and equipment	-	166	16	1	183
Investments in equity accounted companies	271	-	-	-	271
Other financial assets	-	37	-	-	37
Inventories	-	168	16	1	185
Trade and other receivables	-	94	27	6	127
Taxation receivable	-	28	1	-	29
Cash and cash equivalents	-	118	9	3	130
Liabilities					
Borrowings	-	(486)	-	-	(486)
Provisions	-	(227)	(1)	-	(228)
Employee benefits	-	(6)	(2)	-	(8)
Deferred tax liabilities	-	(125)	-	-	(125)
Trade and other payables	-	(295)	(64)	(3)	(362)
Taxation payable	-	-	-	(1)	(1)
Carrying value of assets and liabilities at date of disposal	271	10	4	7	292
Gain on disposal	-	34	13	7	54
Total consideration	271	44	17	14	346
Net cash inflow arising on disposals					
Total consideration	271	44	17	14	346
Less remeasurement of fair value of investments in equity accounted companies		(44)			(44)
Less cash on hand at date of disposal	-	(118)	(9)	(3)	(130)
Net cash inflow/(outflow)	271	(118)	8	11	172
Net cash inflow from equity accounted investments	271	-	-	-	271
Net cash outflow from subsidiaries	-	(118)	8	11	(99)
Gain on sale before income tax and reclassification of FCTR	-	34	13	7	54
Reclassification of FCTR	-	(82)	-	-	(82)
(Loss)/gain on sale after FCTR release	-	(48)	13	7	(28)

¹Other consists of Pritex and Steinhoff Risk Solutions Proprietary Limited.

STEINHOFF INTERNATIONAL HOLDINGS N.V.
NOTES TO THE CONSOLIDATED FINANCIAL STATEMENTS
FOR THE PERIOD ENDED 30 SEPTEMBER 2019
continued

1. Discontinued operations *(continued)*

1.4 Details of the disposal of subsidiaries and equity investments classified as discontinued operations *(continued)*

30 September 2018		kika-Leiner €m	Other €m	Total €m
Total consideration		397	91	488
Cash proceeds not yet received at period end included in receivables	12	397	–	397
Cash consideration		–	91	91
Carrying amount of net assets sold		(563)	(72)	(635)
(Loss)/gain on sale before income tax and reclassification of FCTR		(166)	19	(147)
Reclassification of FCTR ¹		35	–	35
Reclassification of cash flow hedge reserve and fair value reserve		6	–	6
Income tax expense on gain		–	(10)	(10)
(Loss)/gain on sale after income tax		(125)	9	(116)

¹The FCTR pertains to both the kika-Leiner Opcos and PropCos and has been presented as one amount.

1.5 Segmental information relating to discontinued operations

	2019		2018	
	Discontinued operations €m	Previously reported €m	Adjustment for discontinued operations €m	Discontinued operations presented €m
Segmental revenue from discontinued operations				
European Properties	12	16	10	26
Mattress Firm	339	2 660	–	2 660
Automotive	1 506	1 502	–	1 502
Greenlit Brands – General Merchandise	620	–	641	641
All Other				
European Retail Management	–	716	–	716
European Manufacturing, Sourcing and Logistics	66	300	–	300
Blue Group	593	–	631	631
Properties – Africa	10	–	9	9
Abra	51	–	55	55
Sherwood	122	–	46	46
Net external revenue from discontinued operations*	3 319	5 194	1 392	6 586

* Revenue between discontinued operations have been eliminated.

STEINHOFF INTERNATIONAL HOLDINGS N.V.
 NOTES TO THE CONSOLIDATED FINANCIAL STATEMENTS
 FOR THE PERIOD ENDED 30 SEPTEMBER 2019
continued

1. Discontinued operations *(continued)*

1.5 Segmental information relating to discontinued operations *(continued)*

Operating loss before depreciation and amortisation adjusted for material non-operational items ("EBITDA")

	2019 €m	Restated ¹ 2018 €m
EBITDA reconciles to the operating loss per statement of profit or loss from discontinued operations as follows:		
Operating loss from discontinued operations	(347)	(453)
Depreciation and amortisation	45	199
Other expenses considered material non-operational items	275	208
Intercompany eliminations with continuing operations	(14)	(44)
EBITDA per segment reporting from discontinued operations	(41)	(90)
European Properties	(23)	47
Mattress Firm	(47)	(125)
Automotive	60	58
Greenlit Brands – General Merchandise	10	7
All Other	(41)	(77)
EBITDA from discontinued operations as presented	(41)	(90)

¹ Comparative numbers have been restated as a result of classifying certain segments as discontinued operations.

Operating loss adjusted for material non-operational items ("EBIT")

	2019 €m	Restated ¹ 2018 €m
EBIT reconciles to the operating loss per statement of profit or loss from discontinued operations as follows:		
Operating loss from discontinued operations	(347)	(453)
Other expenses considered material non-operational items	275	208
Intercompany eliminations with continuing operations	(14)	(44)
EBIT per segment reporting from discontinued operations	(86)	(289)
European Properties	(33)	6
Mattress Firm	(47)	(202)
Automotive	60	45
Greenlit Brands – General Merchandise	(2)	(7)
All Other	(64)	(131)
EBIT from discontinued operations as presented	(86)	(289)

¹ Comparative numbers have been restated as a result of classifying certain segments as discontinued operations.

STEINHOFF INTERNATIONAL HOLDINGS N.V.
NOTES TO THE CONSOLIDATED FINANCIAL STATEMENTS
FOR THE PERIOD ENDED 30 SEPTEMBER 2019
continued

2. Segment information

The Group determined the Management Board to be the Chief operating decision maker for all periods under review.

The Group has disclosed the following reportable segments in respect of the 2019 Reporting Period and has restated the segment disclosures of the 2018 Reporting Period accordingly.

The Chief operating decision maker examines the Group's performance both from a product and geographical perspective and has identified the following six reportable segments of its business based on how information is accumulated and reported to the Chief operating decision maker:

- **Conforama**

Conforama operates furniture retail stores across Europe with the majority of its stores in France, Switzerland, Italy and Iberia. This segment includes the Conforama property portfolio. The Chief operating decision maker monitors the performance of Conforama on a consolidated basis.

- **Pepco Group (previously Pepkor Europe)**

This segment comprises the general merchandise retail business of Pepco (operating in Poland and central and eastern Europe) and Poundland (operating mostly in the United Kingdom and Republic of Ireland). These businesses' performances are reviewed together as Pepco Group by the Chief operating decision maker.

- **Australasia (Greenlit Brands)**

The Australasia segment comprises the household goods and general merchandise retailers based in Australasia (majority of the retail stores are in Australia). The General Merchandise segment has been classified as a discontinued operation. Refer to note 1. Major brands include Fantastic, Freedom and Best&Less. The Chief operating decision maker monitors the performance of Greenlit Brands on a consolidated basis.

- **Pepkor Africa**

Pepkor Africa is listed on the JSE. Revenue in Pepkor Africa is derived from a portfolio of retail chains focused on selling predominantly clothing, footwear, textiles, cell phones, airtime and fast moving consumer goods ("FMCG"). Pepkor Africa also operates in the building supplies and furniture divisions where revenue is derived from sales of do-it-yourself building supplies and materials and furniture and appliances respectively. The Pepkor Group operates within Africa and the majority of its revenue is derived from South Africa. The Chief operating decision maker monitors the performance of this listed group on a consolidated basis.

- **Corporate and treasury services**

Steinhoff N.V.'s various global corporate offices provide strategic direction and services to the decentralised operations globally. Activities include management of regulator and stakeholder engagement processes negotiating funding and identifying and implementing corporate activities.

- **All other segments**

Included in "All Other" are operating segments that did not meet the requirements of a reportable segment per IFRS 8. These segments are neither sufficiently material in size nor unique in their geography to warrant separate disclosure. Included in this category are the businesses of Lipo (operating from Switzerland) and the remaining European Logistics and Sourcing businesses.

STEINHOFF INTERNATIONAL HOLDINGS N.V.
NOTES TO THE CONSOLIDATED FINANCIAL STATEMENTS
FOR THE PERIOD ENDED 30 SEPTEMBER 2019
continued

2. Segment information *(continued)*

Measures reported to the Chief operating decision maker

Revenue

Segment revenue excludes Value Added Tax. Intersegment revenue is eliminated in the segment from which it was sold.

Refer to note 1 for the accounting policy on the elimination of intercompany transactions between continuing and discontinued operations.

No single customer contributes 10% or more of the Group's revenue.

Segment revenue from continuing operations	2019			Restated ¹ 2018		
	Total segment revenue €m	Intersegment revenue €m	Revenue from external customers €m	Total segment revenue €m	Intersegment revenue €m	Revenue from external customers €m
Conforama	3 417	–	3 417	3 402	–	3 402
Pepco Group	3 451	31	3 420	3 054	5	3 049
Greenlit Brands	668	10	658	659	11	648
Pepkor	4 307	–	4 307	4 126	–	4 126
Corporate and treasury services	9	6	3	15	14	1
All Other	221	34	187	266	57	209
	12 073	81	11 992	11 522	87	11 435
Intercompany revenue from discontinued operations*	(10)	(10)	–	(6)	(6)	–
	12 063	71	11 992	11 516	81	11 435

* The intercompany revenue from discontinued operations has already been eliminated from "Revenue from external customers".

Revenues from external customers – by geography from continuing operations	2019	Restated ¹
	€m	2018 €m
Australasia	664	648
France	2 102	2 153
Poland	835	705
Rest of Africa	468	147
Rest of Europe	2 348	2 244
South Africa	3 835	3 979
United Kingdom	1 740	1 559
	11 992	11 435

¹ Refer to note 1 for details regarding the restatement of comparative numbers as a result of reclassifying certain segments as discontinued operations.

STEINHOFF INTERNATIONAL HOLDINGS N.V.
NOTES TO THE CONSOLIDATED FINANCIAL STATEMENTS
FOR THE PERIOD ENDED 30 SEPTEMBER 2019
continued

2. Segment information *(continued)*

Measures reported to the Chief operating decision maker (continued)

Operating performance measures from continuing operations

The Group's share of equity accounted earnings, finance costs, investment income and income tax expenses are not monitored on a segmental level by the Chief operating decision maker and are therefore not allocated to the segments.

Operating profit or loss before depreciation and amortisation adjusted for material non-operational items ("EBITDA")

Segment performance is measured on continuing operations' EBITDA and represents segment revenue less segment expenses excluding depreciation amortisation and other expenses considered material non-operational items as included in note 4.2.

Segment expenses include distribution expenses and administration expenses.

Refer to note 1 for the accounting policy on the elimination of intercompany transactions between continuing and discontinued operations.

EBITDA reconciles to the operating (loss)/profit per statement of profit or loss as follows:	Notes	2019 €m	2018		Continuing operations presented €m
			Previously reported €m	Adjusted for discontinued operations €m	
Operating (loss)/profit per statement of profit or loss		(389)	80	141	221
Depreciation and amortisation	4.3.1	230	266	(55)	211
Other expenses considered material non-operational items	4.2	936	291	4	295
Intercompany eliminations (discontinued operations)		14	133	(89)	44
EBITDA per segment reporting		791	770	1	771
EBITDA per segment:					
Conforama		42	32	-	32
Pepco Group		326	243	-	243
Greenlit Brands		21	43	(7)	36
Pepkor Africa		496	489	-	489
Corporate and treasury services		(86)	(23)	-	(23)
European Properties		-	(3)	3	-
All Other		(8)	(11)	5	(6)
		791	770	1	771

¹ Refer to note 1 for details regarding the restatement of comparative numbers as a result of classifying certain segments as discontinued operations.

STEINHOFF INTERNATIONAL HOLDINGS N.V.
 NOTES TO THE CONSOLIDATED FINANCIAL STATEMENTS
 FOR THE PERIOD ENDED 30 SEPTEMBER 2019
continued

2. Segment information *(continued)*

Operating profit or loss adjusted for material non-operational items ("EBIT")

Segment performance is measured on continuing operations' EBIT and represents segment revenue less segment expenses excluding material non-operational items included in note 4.2.

Depreciation and amortisation have been allocated to the segments to which they relate.

Refer to note 1 for the accounting policy on the elimination of intercompany transactions between continuing and discontinued operations.

EBIT reconciles to the operating (loss)/profit per statement of profit or loss as follows:	Notes	2019 €m	2018		Continuing operations presented €m
			Previously reported €m	Adjusted for discontinued operations €m	
Operating (loss)/profit per statement of profit or loss		(389)	80	141	221
Other expenses considered material non-operational items	4.2	936	291	4	295
Intercompany eliminations (discontinued operations)		14	133	(89)	44
EBIT per segment reporting		561	504	56	560
EBIT per segment:					
Conforama		(15)	(24)	-	(24)
Pepco Group		259	185	-	185
Greenlit Brands		(2)	14	7	21
Pepkor Africa		416	416	-	416
Corporate and treasury services		(84)	(24)	-	(24)
European Properties		-	(14)	14	-
All Other		(13)	(49)	35	(14)
		561	504	56	560

¹ Refer to note 1 for details regarding the restatement of comparative numbers as a result of classifying certain segments as discontinued operations.

STEINHOFF INTERNATIONAL HOLDINGS N.V.
NOTES TO THE CONSOLIDATED FINANCIAL STATEMENTS
FOR THE PERIOD ENDED 30 SEPTEMBER 2019
continued

2. Segment information *(continued)*

Segmental assets

Segment assets are measured in the same way as in the 2018 Consolidated Financial Statements. Assets that are not considered to be segment assets such as cash and cash equivalents, investments in equity accounted companies, short and long term investments and loans are excluded from the allocation of assets to segments.

Investment in equity accounted companies and short and long term investments (financial assets) are monitored by the Chief operating decision maker on a Group level as these assets are not related to the underlying operations or impact their performance. Such assets are not allocated to segments.

The segmental assets (both current and non-current) below are presented on a consolidated basis and all intercompany balances and investments in subsidiary companies have been disregarded for purposes of presenting segmental assets.

Reconciliation between total assets per statement of financial position and segmental assets	30 September 2019	30 September 2018
	€m	€m
Total assets per statement of financial position	14 601	16 370
Less: Cash and cash equivalents	(1 795)	(1 275)
Less: Investments in equity accounted companies	(208)	(430)
Less: Long-term investments and loans	(332)	(311)
Less: Short-term investments and loans	(178)	(261)
Less: Assets classified as held-for-sale	(1 445)	(1 927)
Segmental assets	10 643	12 166
Segmental assets:		
Conforama	1 608	1 979
Pepco Group	3 121	2 787
Greenlit Brands – Household Goods	446	497
Pepkor Africa	5 398	5 284
Corporate and treasury services	15	87
All Other	55	584
European Properties	–	645
Greenlit Brands – General Merchandise	–	303
	10 643	12 166

STEINHOFF INTERNATIONAL HOLDINGS N.V.
 NOTES TO THE CONSOLIDATED FINANCIAL STATEMENTS
 FOR THE PERIOD ENDED 30 SEPTEMBER 2019
continued

2. Segment information *(continued)*

Segmental non-current assets

The Group operates in a number of countries and the total non-current assets are presented on a geographical aggregation basis as this is more representative of the various factors taken into consideration when allocating resources as well as factors impacting impairment testing such as WACC, peer groups and operating environments.

The total of non-current assets other than financial instruments and deferred tax assets is presented based on the geographies that materially contribute to the Group's non-current assets.

Reconciliation between non-current assets per statement of financial position and segmental assets	30 September 2019 €m	30 September 2018 €m
Total non-current assets per statement of financial position	8 034	9 536
Less: Deferred tax assets	(162)	(201)
Less: Long-term investments and loans (financial assets)	(332)	(311)
Segmental non-current assets	7 540	9 024
Africa	4 150	4 676
Europe (including the United Kingdom)	3 054	3 867
Australasia	336	419
United States of America	–	62
	7 540	9 024

STEINHOFF INTERNATIONAL HOLDINGS N.V.
 NOTES TO THE CONSOLIDATED FINANCIAL STATEMENTS
 FOR THE PERIOD ENDED 30 SEPTEMBER 2019
continued

2. Segment information *(continued)*

Segmental net debt

The purpose of the debt or the company in which the debt is raised determines the debt cluster to which the debt, cash and cash equivalents and related finance costs and investment income is allocated. These debt clusters are then reviewed by the Chief operating decision maker.

	30 September 2019		
	Cash and cash equivalents €m	Current and non-current borrowings €m	Net Debt €m
Conforama	198	(256)	(58)
Pepco Group	274	(484)	(210)
Greenlit Brands	29	(33)	(4)
Pepkor Africa	237	(1 049)	(812)
Corporate and treasury services	980	(9 187)	(8 207)
European Properties	36	(361)	(325)
All Other	41	-	41
	1 795	(11 370)	(9 575)

	30 September 2018		
	Cash and cash equivalents €m	Current and non-current borrowings €m	Net Debt €m
Conforama	134	(137)	(3)
Pepco Group	194	(323)	(129)
Greenlit Brands	31	(113)	(82)
Pepkor Africa	234	(978)	(744)
Corporate and treasury services	548	(8 115)	(7 567)
European Properties	39	(724)	(685)
All Other	95	-	95
	1 275	(10 390)	(9 115)

STEINHOFF INTERNATIONAL HOLDINGS N.V.
NOTES TO THE CONSOLIDATED FINANCIAL STATEMENTS
FOR THE PERIOD ENDED 30 SEPTEMBER 2019
continued

3. Revenue

	2019 €m	Restated ¹ 2018 €m
Revenue from contracts with customers		
Sale of goods and related revenue	11 789	11 124
Other revenue ³	40	90
Other sources of revenue		
Financial services income ²	163	221
Total revenue from continuing operations (note 2)	11 992	11 435

¹ Refer to note 1 for details regarding the restatement of comparative numbers as a result of classifying certain segments as discontinued operations.

² Financial services income relates mainly to Capfin SA, a subsidiary of Pepkor Africa, which provides unsecured credit to customers under the Capfin brand. Pepkor Africa commenced funding of the loan book on 20 March 2019.

³ Other revenue mainly relate to rental income.

ACCOUNTING POLICY:

Revenue from contracts with customers

Revenue is recognised when the Group satisfies performance obligations and transfers control of goods or services to its customers at an amount that reflects the consideration the Group expects to be entitled to in exchange for these goods or services, allocated to each specific performance obligation.

Revenue comprises the fair value of the consideration received or receivable for the sale of merchandise from ordinary operating activities of the Group net of Value Added Tax, rebates and discounts and after eliminating sales within the Group.

Revenue is not recognised if there are significant uncertainties regarding recovery of the consideration due, associated costs or the possible return of goods as well as continuing management involvement with goods to a degree usually associated with ownership. Where the Group acts as agent and is remunerated on a commission basis only the commission income and not the value of the business transaction is included in revenue.

Discounts

Different discounts are recognised depending on the nature of the customer. Some discounts are unconditional, such as cash discounts and early payment discounts. Unconditional discounts are recognised as a reduction in revenue at the same moment as the related sales transaction. Conditional discounts to customers such as volume and promotional rebates are recognised based on estimated target realisation. The estimation is based on accumulated experience supported by historical and current sales information.

Right of return

The Group estimates variable consideration to be included in the transaction price for the sale of goods where customers are entitled to a right of return within a specified time frame. The Group uses projection methods to forecast sales returns that are based on historical return data. Any significant changes in experience as compared to historical return patterns will impact the expected return percentages estimated by the group. Estimated return percentages are updated regularly and the refund liability adjusted accordingly.

Revenue is recognised for the major business activities using the methods outlined below:

Sale of goods and related revenue

The Group operates retail stores selling general merchandise and household goods. Revenue from the sale of goods is recognised at a point in time when performance obligation is met. Performance obligation to customer is met once control of goods transfer to customers.

Payment is usually received via cash, debit card or credit card. Related card transaction costs are recognised in the statement of comprehensive income as other expenses. When goods are sold under instalment sale agreements, the present value of the instalment sale payments is recognised as a receivable using the effective interest rate computed at initial recognition.

STEINHOFF INTERNATIONAL HOLDINGS N.V.
NOTES TO THE CONSOLIDATED FINANCIAL STATEMENTS
FOR THE PERIOD ENDED 30 SEPTEMBER 2019
continued

3. Revenue *(continued)*

ACCOUNTING POLICY:

Revenue from contracts with customers *(continued)*

Sale of goods and related revenue *(continued)*

Lay-by revenue is recognised on the initiation of the contract with the customer for the clothing and general merchandise segment, as this is deemed to be when control of the goods passes to the customer. The Group recognises revenue at the amount of consideration to which they expect to be entitled and for which a significant reversal of revenue is not considered probable. A contract liability for the expected possible unsuccessful lay-bys is recognised as an adjustment to revenue as well as an asset (with a corresponding adjustment to cost of sales) representing its right to recover the products from the customer. The Group uses projection methods to forecast unsuccessful lay-bys that are based on historical data. Any significant changes in experiences compared to historical patterns will impact the percentages estimated by the group. Estimated percentages are updated regularly and the contract liability for unsuccessful lay-bys is adjusted accordingly.

Lay-by revenue is recognised when the final payment for the goods is received from the customer for the furniture, appliances and electronics and building materials segments as this is deemed to be when control of the goods passes to the customer and all performance obligations are met. Proceeds from these lay-by sales are recognised as contract liabilities, and the revenue is deferred until all the performance obligations are met.

Deposits received from customers are recognised as deferred revenue. These balances are considered contract liabilities, as they are received prior to the satisfaction of performance obligations.

Recognising revenue from major business activities

Financial services revenue

Effective interest income

Financial services revenue comprises mainly of interest income and financial service fee revenue.

Interest earned is recognised on a time-proportion basis. The Group calculates interest income by applying the effective interest rate to the gross carrying amount of the financial assets other than credit-impaired assets. When financial asset becomes credit-impaired, the Group calculates interest income by applying the effective interest rate to the net amortised cost (gross carrying amount less the allowance for expected credit losses) of the financial asset. If the financial asset is no longer deemed to be credit-impaired, the Group reverts to calculating interest income on a gross basis.

Collection revenue

Service fee revenue is earned based on a fixed percentage of outstanding debtor balances collected on behalf of third parties. Performance obligations are deemed to be met once the Group recovers the outstanding balance from a debtor or portion thereof, at which point the revenue is recognised.

Refund obligations and warrantees

Return obligations generally include obligations for refunds and assurance type warranty obligations and are accounted for as provisions in accordance with IAS 37.

STEINHOFF INTERNATIONAL HOLDINGS N.V.
NOTES TO THE CONSOLIDATED FINANCIAL STATEMENTS
FOR THE PERIOD ENDED 30 SEPTEMBER 2019
continued

4. Material items included in profit or loss and breakdown of expenses by nature

	Notes	Continuing operations 2019 €m	Restated ¹ 2018 €m
4.1 Other income			
4.1.1 Other income			
Commission received ¹		57	56
Bad debts recovered		11	4
Sundry rental income ²		18	20
Other income		74	56
		160	136
¹ Relate mainly to commissions received on ancillary services provided by Pepkor Africa €38 million (2018: €37 million) and Conforama €18 million (2018: €18 million).			
² Relate mainly to Conforama.			
4.2 Other expenses			
The Group has identified a number of non-operational items which are material due to the significance of their nature and/or amount. These are listed separately here to provide a better understanding of the financial performance of the Group.			
4.2.1 Impairment			
Goodwill	8	42	6
Intangible assets	8	71	1
Property plant and equipment	9	276	10
Other		-	4
		389	21
4.2.2 Impairment of financial assets			
a) Brait/Fulcrum UK		20	32
The sale of Brait shares to Plum Tree was funded by the Group via a loan to Fulcrum UK (both companies are part of the Champion Group). The Brait share price has declined significantly since the sale of the shares and the outstanding loan was without security and granted to a different entity than the one holding the Brait shares. Management is aware of a loan arrangement between Fulcrum UK and Plum Tree, and as such the Group considered the recovery of the loan to be linked to the value of the Brait shares held by Plum Tree. The carrying amount of the loan granted has therefore been impaired to the value of the Brait shares held by Plum Tree.			
The Fulcrum loan was settled as part of the Champion Group settlement in the 2019 Reporting Period by the delivery of 25.5 million shares in Brait. Prior to the settlement of the Plum Tree loan, a further impairment of €17 million was recognised in the 2019 Reporting Period. The Brait shares were sold for €37 million, resulting in a further loss of €3 million bringing the impairment in the current period to €20 million loss.			
b) Other		2	10
		22	42
4.2.3 Loss on derecognition of financial liabilities			
Derecognition of convertible bonds	16.7.1	85	-

STEINHOFF INTERNATIONAL HOLDINGS N.V.
NOTES TO THE CONSOLIDATED FINANCIAL STATEMENTS
FOR THE PERIOD ENDED 30 SEPTEMBER 2019
continued

4. Material items included in profit or loss and breakdown of expenses by nature (continued)

	Notes	Continuing operations 2019 €m	Restated ¹ 2018 €m
4.2 Other expenses (continued)			
4.2.4 Cumulative other comprehensive income reclassified to profit or loss on disposal or derecognition of investment			
Foreign currency translation reserve*		100	99
Fair value reserve on available-for-sale financial assets		-	(10)
		100	89
*The FCTR relating to the disposal of the investment in equity accounted companies was reclassified during the 2018 and 2019 Reporting Periods. The 2019 Reporting Period FCTR relates to the KAP disposal and the 2018 Reporting Period FCTR related mainly to PSG.			
4.2.5 Share-based payments – equity-settled relating to loans granted		1	1
Refer to note 32.2 for details regarding the share-based payment expense recognised in relation to loans granted to third parties to purchase Steinhoff shares.			
4.2.6 Loss/(profit) on disposal of property plant and equipment and intangible assets		19	(8)
4.2.7 (Profit)/loss on sale and partial sale of investments			
Material equity accounted investments			
Profit on the disposal of PSG	10.6	-	(24)
Profit on the partial disposal of KAP	10.6	(55)	(82)
Loss on disposal of Atterbury Europe	10.2	-	133
Other		-	6
		(55)	33
4.2.8 Fees relating to forensic investigation, advisory and restructure of the businesses		158	117
As a result of the December 2017 events it has been necessary for the Group to engage a wide range of professional advisors to assist the Group with its investigative, legal, financial and regulatory requirements as it seeks to stabilise and restructure the Group. The scale and complexity of this task has meant that the aggregate advisor costs for the Reporting Period have been substantial. The principal advisor relationships included legal advisors, financial restructuring and corporate advisory functions that support the Group on discussions and engagement with its creditors liquidity management and operational measures, forensic investigation services and regulatory and taxation advisory services.			
In addition, as part of the restructuring process, the Group is required to pay the advisor costs of each of the respective creditor groupings including legal advisors, financial structuring advisors and regulatory and taxation advisors.			
4.2.9 Operations restructuring charges			
Conforama restructure	21.5	217	-
TOTAL OTHER EXPENSES FROM CONTINUING OPERATIONS		936	295

¹ Refer to note 1 for details regarding the restatement of comparative numbers as a result of classifying certain segments as discontinued operations.

STEINHOFF INTERNATIONAL HOLDINGS N.V.
NOTES TO THE CONSOLIDATED FINANCIAL STATEMENTS
FOR THE PERIOD ENDED 30 SEPTEMBER 2019
continued

4. Material items included in profit or loss and breakdown of expenses by nature (continued)

	Notes	Continuing operations 2019 €m	Restated ¹ 2018 €m
4.3 Operating expenses by nature			
Distribution expenses relates to selling activities which mainly include delivery costs, rent paid on warehouses and distribution centres and salaries and wages relating to logistics staff.			
Other distribution and administration expenses include general administration expenses such as electricity, cleaning, stationary, repairs and other general operating costs.			
The material items included in distribution and administration expenses are set out below:			
4.3.1 Depreciation and amortisation			
Depreciation	9	199	185
Amortisation	8	31	26
		230	211
Included in distribution and administration expenses		229	210
Included in cost of sales		1	1
		230	211
4.3.2 Employee benefit expenses			
Salaries and wages		1 718	1 693
Share-based payments: equity-settled	32.4	7	4
Share-based payments: cash-settled	32.1.3	18	18
Contributions to defined benefit plans (post-retirement benefit expenses)		6	7
Contributions to defined contribution plans (post-retirement benefit expenses)		19	19
		1 768	1 741
The Group's manufacturing entities do not comprise a material part of the business and any employee benefit expense included in cost of sales is not considered material.			
4.3.3 Net foreign exchange (gains)/losses			
Net (gain)/loss on forward exchange contracts		(15)	18
Net (gain)/loss on conversion of monetary assets		(25)	(38)
		(40)	(20)
4.3.4 Fair value gains (excluding forward exchange contracts)			
Fair value adjustment on financial assets through profit or loss		-	(14)
4.3.5 Operating lease charges – properties			
Rental of properties		877	835
4.3.6 Operating lease charges – other			
Leases of plant equipment vehicles and other		22	22
4.3.7 Other distribution and administration expenses		1 412	1 206
TOTAL DISTRIBUTION AND ADMINISTRATION EXPENSES FROM CONTINUING OPERATIONS²		4 268	3 980
Distribution expenses		684	673
Administration expenses		3 584	3 307
TOTAL DISTRIBUTION AND ADMINISTRATION EXPENSES FROM CONTINUING OPERATIONS		4 268	3 980

¹ Refer to note 1 for details regarding the restatement of comparative numbers as a result of classifying certain segments as discontinued operations.

² The increase in other distribution and administration expenses are largely due to the growth in Pepco Poland's growth in business / chain of stores with related increase in sales and gross profit

STEINHOFF INTERNATIONAL HOLDINGS N.V.
NOTES TO THE CONSOLIDATED FINANCIAL STATEMENTS
FOR THE PERIOD ENDED 30 SEPTEMBER 2019
continued

4. Material items included in profit or loss and breakdown of expenses by nature (continued)

4.3 Operating expenses by nature (continued)

4.3.8 Auditor fees – continuing and discontinued operations

On 12 November 2019, at an Extraordinary General Meeting held in Amsterdam, the resolution to appoint Mazars Accountants N.V. as the Company's statutory audit firm for the financial year ended 30 September 2019 was duly approved.

Audit fees are billed monthly for work performed and expensed in profit or loss. The 2019 audit was performed during the 2020 Reporting Period and will be expensed in the 2020 Reporting Period when billed. The budgeted audit fees for the audit of the 2019 financial statements of Steinhoff N.V. and its subsidiaries are as follows:

	Mazars Accountants N.V. €m	Other Mazars member firms and affiliates €m	Total €m
Audit of the financial statements of Steinhoff N.V. and its subsidiaries	5	5	10
Other audit services	–	–	–
Tax services	–	–	–
Other-non-audit services	–	–	–
	5	5	10

The audit of the Group's 2017 Consolidated Financial Statements was performed over the 2017, 2018 and 2019 Reporting Periods and expensed in the applicable reporting period. The majority of the audit of the Group's 2018 Consolidated Financial Statements was performed and expensed in the 2019 Reporting Period.

	Other audit firms	
	2019 €m	2018 €m
Audit of the financial statements of Steinhoff N.V. and its subsidiaries	19	16
Other audit services	1	6
Tax services	7	6
Other-non-audit services	–	–
	27	28

Fees for audit services include the audit of the financial statements of the Company and its subsidiaries. Fees for other audit services include review of interim financial statements, sustainability, subsidiary and other audits. Fees for tax services include tax compliance and tax advice. Fees for other non-audit services include agreed-upon procedures and advisory services.

STEINHOFF INTERNATIONAL HOLDINGS N.V.
NOTES TO THE CONSOLIDATED FINANCIAL STATEMENTS
FOR THE PERIOD ENDED 30 SEPTEMBER 2019
continued

5. Finance costs and income from investments

	Notes	Finance Costs €m	Income from Investments €m	Net income /(costs) €m
2019				
Dividends received ¹			22	22
Finance costs and income from investments:				
(Bank overdrafts)/Cash and cash equivalents		(38)	37	(1)
Convertible bonds	16.2	(221)	–	(221)
Instalment sale agreements		(24)	–	(24)
Loans	16.2	(758)	18	(740)
Transaction costs accrued and amortised (note 5.1)	5.1 & 16.2	(44)	–	(44)
Other		–	13	13
		(1 085)	90	(995)
Restated¹ 2018				
Dividends received		–	20	20
Finance costs and income from investments:				
(Bank overdrafts)/Cash and cash equivalents		(154)	32	(122)
Convertible bonds		(77)	–	(77)
Instalment sale agreements		(24)	–	(24)
Loans		(147)	11	(136)
Transaction costs accrued and amortised	5.1	(180)	–	(180)
Other		(64)	5	(59)
		(646)	68	(578)

* The majority of the dividends received during the 2018 Reporting Period relate to accrued dividends on the investment in preference shares of Lancaster 102. Refer to note 11 for terms of the preference share investment.

¹ Refer to note 1 for details regarding the restatement of comparative numbers as a result of classifying certain segments as discontinued operations.

ACCOUNTING POLICY:

Interest

Borrowing costs that are not directly attributable to the acquisition, construction or production of a qualifying asset are recognised in profit or loss using the effective interest method.

Dividend income is recognised in the statement of profit or loss on the date that the Group's right to receive payment is established.

Other net finance income and expenses comprise unwinding of the discount on provisions recognised on investments and interest on the net defined benefit obligation.

Transaction costs are incremental costs that are directly attributable to the acquisition, issue or disposal of a financial asset or financial liability. An incremental cost is one that would not have been incurred if the entity had not acquired, issued or disposed of the financial instrument.

STEINHOFF INTERNATIONAL HOLDINGS N.V.
NOTES TO THE CONSOLIDATED FINANCIAL STATEMENTS
FOR THE PERIOD ENDED 30 SEPTEMBER 2019
continued

5. Finance costs and income from investments *(continued)*

5.1 Transaction costs accrued and amortised

	2019 €m	2018 €m
The Group entered into the Lock-Up Agreement during the 2018 Reporting Period and CVAs with lenders of SEAG and SFHG during the Reporting Period, as explained in note 16.5.		
SEAG and SFHG fees accrued consisted of:		
Consent fees	(21)	(74)
Early bird and lock-up fees	(10)	(55)
Roll-over fees	(13)	(37)
	(44)	(166)
The fees were negotiated during the Lock-Up Agreement but were contingent on the success of the CVA implementation. Although the fees only become payable upon successful implementation of the CVA, management believes that the progress made with the CVA during the 2018 Reporting Period and public communications regarding the matter has created a constructive obligation to complete the CVA in which case the fees will become due and payable.		
It is also management's view that the nature of the fees incurred in terms of the CVA is more akin to an enhancement of the return to be earned by the lenders to encourage them to take up the new debt instruments arising from the restructure process. Debt premiums need to be expensed when the fees are incurred under IFRS 9.		
During the 2018 Reporting Period management assessed the obligation to pay these fees to lenders and determined that the Group had a constructive obligation and accrued for the fees outstanding resulting in a €166 million inclusion of transactional fees in 2018 Reporting Period statement of profit or loss and €44 million expensed in the 2019 Reporting Period.		
SEAG and SFHG fees amortised:		
During the 2018 Reporting Period the Group re-estimated the remaining term of the SEAG and SFHG debt and due to it being classified as short-term, all previously capitalised costs were amortised during the 2018 Reporting Period.	-	(14)
	(44)	(180)

STEINHOFF INTERNATIONAL HOLDINGS N.V.
NOTES TO THE CONSOLIDATED FINANCIAL STATEMENTS
FOR THE PERIOD ENDED 30 SEPTEMBER 2019
continued

6. Taxation

Steinhoff N.V. is a South African tax resident.

For periods ending 30 September 2019 and 30 September 2018 the corporate taxation rate in South Africa is 28%. Capital gains are taxed at 22.4%.

ACCOUNTING POLICY:

Current taxation

Included within the tax charge are charges relating to:

- Normal corporate taxation;
- Capital gains taxation; and
- Dividends withholding taxation.

Current tax is the expected tax payable on the taxable income for the period, using tax rates enacted or substantively enacted at the Reporting Date, and any adjustment to tax payable in respect of previous periods.

The Group is subject to income taxes in numerous jurisdictions and the calculation of the Group's tax charge and worldwide provisions for income tax necessarily involves a substantial degree of estimation and judgement. At any given time, the Group typically has a number of open tax returns with various tax authorities and engages in active dialogue to resolve these. Taxation provisions relating to these open items are recognised based on the Group's estimate of the most likely outcome, after taking into account external advice where appropriate.

Where the final tax outcomes of these matters are different from the amounts that were initially recorded, such differences will impact profit or loss, current and deferred income tax assets and liabilities in the period such determination is made.

Deferred tax

Deferred tax is recognised in respect of temporary differences between the carrying amounts of assets and liabilities for financial reporting purposes and the amounts used for taxation purposes.

The amount of deferred tax provided is based on the expected manner of realisation or settlement of the carrying amount of assets and liabilities using tax rates enacted or substantively enacted at the Reporting Date.

Deferred tax assets are recognised for tax losses carried forward only to the extent that realisation of the related tax benefit is probable, on the basis of all available evidence it is considered more likely than not, that there will be suitable taxable profits against which the reversal of the deferred tax asset can be deducted.

Temporary differences have arisen as a result of the translation of the financial statements of the Group's subsidiaries.

Certain subsidiaries in the Group have undistributed earnings which if paid out as dividends, would be subject to tax in the hands of the recipient. An assessable temporary difference exists, but in most cases no deferred tax liability has been recognised as the parent entity is able to control the timing of distributions from these subsidiaries and is not expected to distribute these profits in the foreseeable future.

STEINHOFF INTERNATIONAL HOLDINGS N.V.
NOTES TO THE CONSOLIDATED FINANCIAL STATEMENTS
FOR THE PERIOD ENDED 30 SEPTEMBER 2019
continued

6. Taxation *(continued)*

Significant accounting estimate and judgments

Uncertain tax positions

Uncertainty exists regarding the tax impact of the items described hereunder. A comprehensive review of these items and an investigation by tax authorities could result in a restatement of unrecognised tax losses.

Management has estimated the tax consequences associated with the alleged accounting irregularities. Where specific items were identified that probably would result in an increase in taxable profit, they were recognised. In the case of specific items that could result in a reduction of taxable profit and where it is uncertain whether they will be allowed by the relevant tax authorities, these items were ignored.

The tax position of the single entities impacted by the restatement of the Group's financial statements may give rise to both short- and long-term tax related consequences. Due to backlogs experienced by local tax authorities, the restated financial results would not have been considered by the local tax authorities as yet and as a result the impact of potential tax adjustments, fines, penalties and/or refunds is unknown at present. Due to the uncertainty associated with such tax items, there is a possibility that the final outcome may differ significantly from the current estimates.

Furthermore, as a multi-national group, there are a number of cross-border related party transactions in place in all spheres of the Group's business. In light of the revenue authorities' increased focus on transfer pricing matters the Group faces potential risks as its related party transactions may be challenged by the relevant tax authorities.

The steps required to complete the CVA were complex and multi-jurisdictional, which gave rise to an element of risk regarding the tax consequences thereof. The Group engaged with professional tax advisors in the different jurisdictions to mitigate the associated risks.

Investigations are still in progress by the German Tax authorities in respect of certain German legal entities which investigations include the review of Corporate tax, Withholding tax and Value Added Tax.

Certain of these risks may be significant and could result in a potential outflow of resources.

The Group is addressing the risks identified above. Central Group monitoring and reporting of tax matters have been implemented and continues, which includes close involvement of the Chief Financial Officer together with the appointment of appropriate tax specialists in the relevant affected jurisdictions to help advise on the current position in each jurisdiction.

Recoverability of deferred tax assets

Deferred tax assets have been recognised for the carry forward amount of unused tax losses relating to the Group's operations where there is compelling evidence that it is probable that sufficient taxable profits will be available in the future to utilise the tax losses carried forward, either by the specific company to which it relates or the wider Group. Management has carefully assessed the entities' ability to generate future taxable profits against which the recognised tax losses can be utilised. Such assessments are based on the approved budgets and the forecasts of the entities including their ability to raise funding to maintain and support their operations.

STEINHOFF INTERNATIONAL HOLDINGS N.V.
 NOTES TO THE CONSOLIDATED FINANCIAL STATEMENTS
 FOR THE PERIOD ENDED 30 SEPTEMBER 2019
continued

6. Taxation *(continued)*

6.1 Income tax expense recognised in profit or loss

Major components of the tax expense from continuing operations:	2019 €m	Restated ¹ 2018 €m
Current tax		
Income tax		
Current period	99	177
Prior period adjustments	45	18
Capital gains tax	26	13
Withholding tax	74	11
	244	219
Deferred tax		
Originating and reversing temporary differences – current period	62	18
Utilisation of previously unrecognised tax losses and temporary differences	(286)	(37)
Changes in taxation rates	–	(7)
Adjustments relating to prior period	2	25
	(222)	(1)
Total tax from continuing operations	22	218
Components of the tax expense from discontinued operations:		
Current tax	18	–
Deferred tax	(4)	25
	14	25
Total tax expense/(income) recognised in profit or loss	36	243

¹ Refer to note 1 for details regarding the restatement of comparative numbers as a result of classifying certain segments as discontinued operations.

STEINHOFF INTERNATIONAL HOLDINGS N.V.
NOTES TO THE CONSOLIDATED FINANCIAL STATEMENTS
FOR THE PERIOD ENDED 30 SEPTEMBER 2019
continued

6. Taxation *(continued)*

6.1 Income tax expense recognised in profit or loss *(continued)*

Major components of the tax expense from continuing operations:	2019 €m	Restated ¹ 2018 €m
Reconciliation of rate of taxation		
Loss before income tax from continuing operations	(1 373)	(302)
Loss before income tax from discontinued operations	(435)	(647)
	(1 808)	(949)
South African standard rate of taxation at 28%	506	266
Effect of different statutory taxation rates of subsidiaries in other jurisdictions and capital gains tax in South Africa ¹	(145)	(171)
Effect of non-deductible expenses and tax exempt income ²	(342)	(4)
Unrecognised tax losses ³	(281)	(308)
Effect of profit of equity accounted companies	3	16
Prior period adjustments	(47)	(31)
Change in rate adjustments	-	54
Withholding taxes ⁴	(17)	(49)
Utilisation of previously unrecognised tax losses and temporary differences ⁵	286	37
Previously unrecognised tax losses raised	1	-
Other reconciling items	-	(53)
Total tax expense recognised in profit or loss	(36)	(243)

¹ The foreign tax rate differential relates predominantly to Swiss entities and the corporate tax rate in Switzerland of 8.5%.

² The effect of non-deductible expenses and tax exempt income mainly relates to the Group restructuring

³ The unrecognised tax losses related predominantly to Conforama group and other Corporate and Treasury services companies. (2018: The unrecognised tax losses related predominantly to Mattress Firm and the Conforama group)

⁴ Withholding taxes provided for on distributions made

⁵ Utilisation of previously unrecognised tax losses and temporary differences mainly in Genesis Investments Alpha and Lidstone

STEINHOFF INTERNATIONAL HOLDINGS N.V.
NOTES TO THE CONSOLIDATED FINANCIAL STATEMENTS
FOR THE PERIOD ENDED 30 SEPTEMBER 2019
continued

6. Taxation (continued)

6.2 Tax provisions

Tax provisions are included in the taxation payable balance in note 17. Tax receivable balances are disclosed in note 12.

6.3 Deferred tax assets and liabilities

Recognised deferred tax assets and liabilities attributable to the following categories:	Assets		Liabilities		Net	
	30 September 2019	30 September 2018	30 September 2019	30 September 2018	30 September 2019	30 September 2018
	€m	€m	€m	€m	€m	€m
Intangible assets and goodwill	(23)	(22)	(247)	(340)	(270)	(362)
Property, plant and equipment	15	28	(85)	(96)	(70)	(68)
Provisions	81	92	(1)	1	80	93
Equity component of convertible bonds/warrants	-	-	(50)	(16)	(50)	(16)
Share-based payments	2	4	-	(3)	2	1
Taxation losses	26	43	-	-	26	43
Other	61	56	(14)	(102)	47	(46)
Balance at end of the period	162	201	(397)	(556)	(235)	(355)

Included in Other are deferred taxes attributable to prepayments, operating leases, the equity component of the convertible bonds and unrealised foreign currency gains.

Reconciliation of movement in deferred tax (liability)/asset	Notes	Net	
		30 September 2019	30 September 2018
		€m	€m
Balance at beginning of period		(355)	(531)
Effect of adopting IFRS 9 – Financial Instruments, net of taxation	36.1.3	2	-
Balance restated		(353)	(531)
Deferred tax of businesses acquired	24	-	2
Deferred tax of subsidiaries derecognised		2	7
Amounts charged directly to other comprehensive income:			
Cash flow hedging reserve and fair value reserves		-	(7)
Exchange differences on translation of foreign operations		-	10
Amounts charged directly to equity:			
Convertible bond, actuarial gains reserve and share-based payment reserves		1	1
Current period charge			
From continuing operations	6.1	222	(1)
From discontinued operations	6.1	4	(25)
Transferred to held-for-sale assets or liabilities	34	(60)	148
Exchange difference on translation of foreign operations		(51)	41
Balance at end of the period		(235)	(355)

STEINHOFF INTERNATIONAL HOLDINGS N.V.
NOTES TO THE CONSOLIDATED FINANCIAL STATEMENTS
FOR THE PERIOD ENDED 30 SEPTEMBER 2019
continued

6. Taxation *(continued)*

6.3 Deferred tax assets and liabilities *(continued)*

	30 September 2019 €m	30 September 2018 €m
Unrecognised tax losses		
Deferred tax assets have not been recognised in respect of the following items:		
Unrecognised taxation losses	4 172	2 550
Deferred tax assets have not been recognised in respect of these items as it is not yet certain that future taxable profits will be available against which the Group can realise the benefits therefrom.		
Recognised tax losses		
Estimated recognised taxation losses available for offset against future taxable income	79	168
Total recognised and unrecognised tax losses	4 251	2 718

As stated above, there is uncertainty regarding the tax impact of the alleged accounting irregularities and tax investigations. The comprehensive tax review of the consequences of the alleged accounting irregularities and the investigation by tax authorities could result in a restatement of unrecognised taxation losses.

6.4 Expiry profile of tax losses

The majority of the unrecognised tax losses relate to operations in Europe where certain jurisdictions have expiry dates regarding utilisation of the losses. The remaining balance relates to other jurisdictions, which are not subject to expiry dates regarding utilisation.

STEINHOFF INTERNATIONAL HOLDINGS N.V.
NOTES TO THE CONSOLIDATED FINANCIAL STATEMENTS
FOR THE PERIOD ENDED 30 SEPTEMBER 2019
continued

7. Loss per share

	2019 Cents	Restated ¹ 2018 Cents
The calculation of per share numbers uses the exact unrounded numbers. This may result in differences when compared to calculating the numbers using the rounded number of shares and loss as disclosed below.		
Basic and diluted loss per share		
From continuing operations	(28.2)	(13.9)
From discontinued operations	(10.9)	(16.2)
Basic and diluted loss per share	(39.1)	(30.1)
Headline loss and diluted headline loss per share		
Headline loss is an additional loss number that is permitted by IAS 33: Earnings per Share ("IAS 33"). The starting point is loss as determined in IAS 33, excluding separately identifiable remeasurements, net of related taxation (both current and deferred) and related non-controlling interests other than remeasurements specifically included in headline loss. This number is required to be reported to the JSE, where the Group has a secondary listing, and is defined by Circular 4/2018 Headline Earnings.		
Separately identifiable remeasurements are those where the applicable IFRS explicitly requires separate disclosure of the operating and/or the platform remeasurement in the Consolidated Financial Statements. No adjustments would be permitted on the basis of voluntary disclosure of gains or losses (or components of these).		
From continuing operations	(17.8)	(10.2)
From discontinued operations	(6.1)	(8.1)
Headline loss per share	(23.9)	(18.3)

¹ Refer to note 1 for details regarding the restatement of comparative numbers as a result of classifying certain segments as discontinued operations.

All potential ordinary shares were anti-dilutive and therefore diluted per share numbers are the same as basic or headline per share numbers.

During the 2019 Reporting Period consideration was given if the Conforama Warrants that were issued (refer to note 16.6) are dilutive in nature. Profits or losses of Conforama will be allocated to the non-controlling interest (i.e. the Warrant holders) from initial issuance date. There will be no impact on profit or loss attributable to the ordinary equity holders on the conversion of the warrants into Class 2 Preference Shares and therefore, there will be no dilutive effect on EPS.

Reconciliations of denominator and numerator

7.1 Weighted average number of ordinary shares

	Notes	2019 Million	2018 Million
Issued ordinary shares at beginning of the period	26.2	4 310	4 310
Effect of treasury shares held	26.3	(163)	(166)
Weighted average number of ordinary shares at end of the period for the purpose of basic and dilutive loss per share and headline loss per share		4 147	4 144

7.2 Basic loss and headline loss attributable to owners of Steinhoff N.V.

	Notes	Continuing operations €m	Discontinued operations €m	Total €m
2019				
Basic loss for the period attributable to owners of Steinhoff N.V.		(1 171)	(451)	(1 622)
Adjusted for remeasurement items	7.3	433	199	631
Headline loss attributable to owners of Steinhoff N.V.		(738)	(252)	(991)
Restated¹				
2018				
Basic loss for the period attributable to owners of Steinhoff N.V.		(574)	(673)	(1 247)
Adjusted for remeasurement items	7.3	153	336	489
Headline loss attributable to owners of Steinhoff N.V.		(421)	(337)	(758)

¹ Refer to note 1 for details regarding the restatement of comparative numbers as a result of classifying certain segments as discontinued operations.

STEINHOFF INTERNATIONAL HOLDINGS N.V.
NOTES TO THE CONSOLIDATED FINANCIAL STATEMENTS
FOR THE PERIOD ENDED 30 SEPTEMBER 2019
continued

7. Loss per share (continued)

Reconciliations of denominator and numerator (continued)

7.3 Remeasurement items as defined by the JSE

The presentation of headline earnings per share, as an alternative measure of earnings per share, is mandated under JSE Listing Requirements. It is calculated in accordance with Circular 4/2018 "Headline Earnings" as issued by the South African Institute of Chartered Accountants.

	Notes	2019		Restated ¹ 2018	
		Gross of taxation and non-controlling interests €m	Net of taxation and non-controlling interests €m	Gross of taxation and non-controlling interests €m	Net of taxation and non-controlling interests €m
Remeasurement items reflect and affect the resources committed in producing operating/trading performance and are not the performance itself. These items deal with the platform/capital base of the entity.					
Refer to note 4 for further details regarding the nature of the remeasurement items.					
Continuing operations					
Impairment					
		411	290	24	24
Goodwill	4.2.1	42	42	6	6
Intangible assets	4.2.1	71	48	1	1
Property, plant and equipment	4.2.1	276	184	10	10
Investments in equity accounted companies	10.3	–	–	3	3
Other		22	16	4	4
Foreign currency translation reserve and fair value reserve reclassified to profit or loss on disposal of investment	4.2.4	100	100	89	91
Loss on derecognition of financial liability	4.2.3	85	61	–	–
Loss/(profit) on disposal of property, plant and equipment and intangible assets	4.2.6	19	10	(8)	(8)
(Profit)/loss on sale and partial sale of investments	4.2.7	(55)	(29)	33	46
		560	433	138	153
Discontinued operations					
Impairment²					
		252	215	239	196
Goodwill	1.2.1	83	83	20	20
Intangible assets	1.2.1	36	31	128	99
Investment property	1.2.1	16	11		
Property, plant and equipment	1.2.1	103	79	64	50
Financial instruments	1.2.1	14	11	3	3
Investments in equity accounted companies	1.2.1	–	–	24	24
Foreign currency translation reserve and cash flow hedge reserve reclassified to profit or loss on disposal of investment	1.2.4 & 1.4	82	82	(41)	(41)
(Profit)/loss on disposal of property, plant and equipment, intangible assets and scrapping of vehicle rental fleet	1.2.4 & 1.4	(59)	(48)	34	34
(Profit)/loss on sale of disposal of discontinued operations/disposal group		(54)	(50)	147	147
		221	199	379	336

¹ Refer to note 1 for details regarding the restatement of comparative numbers as a result of classifying certain segments as discontinued operations.

² Impairments in Discontinued operations in the current period relate to IFRS 5 valuations. Refer to note 34.

STEINHOFF INTERNATIONAL HOLDINGS N.V.
NOTES TO THE CONSOLIDATED FINANCIAL STATEMENTS
FOR THE PERIOD ENDED 30 SEPTEMBER 2019
continued

8. Intangible assets

ACCOUNTING POLICY:

Goodwill

Goodwill is measured as the excess of:

- the consideration transferred, plus
- the amount of any non-controlling interest in the acquired entity, and
- acquisition-date fair value of any previous equity interest in the acquired entity.

over the fair value of the net assets acquired in a business combination.

Refer to note 24 for the accounting policy applied to business combinations.

Goodwill is not amortised, but it is tested for impairment annually, or more frequently if events or changes in circumstances indicate that it might be impaired, and is carried at cost less accumulated impairment losses. Calculation of profits and losses on the disposal of an entity include the carrying amount of goodwill relating to the entity sold.

Goodwill is allocated to CGUs for the purpose of impairment testing. The allocation is made to those CGUs or groups of CGUs that are expected to benefit from the business combination in which the goodwill arose. The units or groups of units are identified at the lowest level at which goodwill is monitored for internal management purposes.

Other intangible assets

Trade and brand names

Separately acquired trade and brand names are shown at historical cost. Trade and brand names acquired in a business combination are recognised at fair value at the acquisition date. The Group's trade and brand names have indefinite useful lives and are subsequently carried at cost less accumulated impairment losses. Internally generated trade and brand names are not recognised in the Statement of Financial Position.

Software and ERP systems

Purchased software is measured at cost less accumulated amortisation and impairment losses. Expenditure on internally developed software is capitalised when the expenditure qualifies as development activities, otherwise it is recognised in profit or loss when incurred.

Other intangible assets

Included in other intangible assets are patents, licenses and other contract-related intangible assets.

Amortisation of intangible assets with finite useful lives

Amortisation of intangible assets is recognised in profit or loss on a straight-line basis over the assets' estimated useful lives, unless such lives are indefinite.

Impairment of intangible assets

Intangible assets that have an indefinite useful life are not subject to amortisation and are tested annually for impairment, or more frequently if events or changes in circumstances indicate that they might be impaired. Intangible assets with finite useful lives are tested for impairment whenever events or changes in circumstances indicate that the carrying amount may not be recoverable. An impairment loss is recognised for the amount by which the asset's carrying amount exceeds its recoverable amount. The recoverable amount is the higher of an asset's fair value less costs of disposal and value-in-use. For the purposes of assessing impairment, assets are grouped at the lowest levels for which there are separately identifiable cash inflows which are largely independent of the cash inflows from other assets or groups of assets (CGUs). Intangible assets that suffered an impairment are reviewed for possible reversal of the impairment at the end of each reporting period.

STEINHOFF INTERNATIONAL HOLDINGS N.V.
NOTES TO THE CONSOLIDATED FINANCIAL STATEMENTS
FOR THE PERIOD ENDED 30 SEPTEMBER 2019
continued

8. Intangible assets *(continued)*

Significant accounting judgements and estimates

Useful life of intangible assets

Software and ERP systems

The Group amortises software and ERP systems over their useful lives ranging between one and eight years using the straight-line method.

Indefinite useful life intangible assets

An indefinite life does not mean an infinite useful life, but rather that there is no foreseeable limit to the period over which the asset can be expected to generate cash flows for the entity.

Trade and brand names

The Group's trade and brand names have been assessed as having indefinite useful lives. These trade names and brand names were assessed independently at the time of the acquisitions, and the indefinite useful life assumptions were supported by the following evidence:

- The industry is a mature, well-established industry;
- The trade and brand names are long established, relative to the market, and have been in existence for a long time;
- The trade and brand names are therefore not vulnerable to typical product lifecycles or to the technical, technological, commercial or other types of obsolescence that can be seen to limit the useful lives of other trade names and brand names; and
- There is a relatively low turnover of comparable intangible assets, implying stability within the industry.

STEINHOFF INTERNATIONAL HOLDINGS N.V.
NOTES TO THE CONSOLIDATED FINANCIAL STATEMENTS
FOR THE PERIOD ENDED 30 SEPTEMBER 2019
continued

8. Intangible assets *(continued)*

	Notes	Indefinite useful life				Other intangibles €m	Total €m
		Goodwill €m	Trade and brand names €m	Dealership agreements €m	Software and ERP systems €m		
Balance at 1 October 2017		4 593	2 388	98	147	24	7 250
Additions		-	-	-	45	-	45
Amortisation		-	-	-	(48)	(4)	(52)
From continuing operations	4.3.1	-	-	-	(26)	-	(26)
From discontinued operations		-	-	-	(22)	(4)	(26)
Disposals		(18)	(62)	-	(9)	(1)	(90)
Acquired on acquisition of businesses	24.3	14	5	-	-	2	21
Impairment	8.1	(26)	(118)	(10)	-	-	(154)
From continuing operations	4.2.1	(6)	-	-	-	-	(6)
From discontinued operations		(20)	(118)	(10)	-	-	(148)
Transfer from property, plant and equipment		-	-	-	-	-	-
Transferred to assets held-for-sale		(2)	(475)	(85)	(30)	(18)	(610)
Exchange differences on translation of foreign operations		(76)	(25)	(3)	4	1	(99)
Balance at 30 September 2018		4 485	1 713	-	109	4	6 311
Additions		-	-	-	41	-	41
Amortisation		-	-	-	(33)	(1)	(34)
From continuing operations	4.3.1	-	-	-	(30)	(1)	(31)
From discontinued operations		-	-	-	(3)	-	(3)
Disposals		-	-	-	(22)	-	(22)
(Impairment)/Impairment reversal	8.1	(42)	(85)	-	15	(1)	(113)
Transfer from property, plant and equipment		-	-	-	1	-	1
Transferred to assets held-for-sale	34	(107)	(40)	-	(9)	-	(156)
Exchange differences on translation of foreign operations		(41)	(3)	-	(14)	1	(57)
Balance at 30 September 2019		4 295	1 585	-	88	3	5 971
Cost		5 575	2 918	-	213	6	8 712
Accumulated amortisation and impairment		(1 280)	(1 333)	-	(125)	(3)	(2 741)
Net book value at 30 September 2019		4 295	1 585	-	88	3	5 971
Cost		5 784	2 974	-	251	6	9 015
Accumulated amortisation and impairment		(1 299)	(1 261)	-	(142)	(2)	(2 704)
Net book value at 30 September 2018		4 485	1 713	-	109	4	6 311

STEINHOFF INTERNATIONAL HOLDINGS N.V.
NOTES TO THE CONSOLIDATED FINANCIAL STATEMENTS
FOR THE PERIOD ENDED 30 SEPTEMBER 2019
continued

8. Intangible assets (continued)

Summary of net carrying value:	30 September 2019 €m	30 September 2018 €m
Goodwill	4 295	4 485
Indefinite useful life trade and brand names	1 585	1 713
Other intangible assets	91	113
	5 971	6 311

Management has identified the following CGU's to which goodwill and trade and brand names have been allocated. These CGU's do not represent a level higher than the operating segments identified in note 2.

The carrying amount per CGU is presented below:	Goodwill		Trade and brand names	
	30 September 2019 €m	30 September 2018 €m	30 September 2019 €m	30 September 2018 €m
Goodwill and trade and brand names are considered significant classes of intangible assets to the Group.				
Conforama	-	-	148	200
Greenlit Brands – Household Goods	141	142	83	85
Pepco Group	1 626	1 645	268	273
Poundland	717	714	120	121
Pepco Poland	909	931	148	152
Pepkor Africa	2 528	2 590	1 067	1 107
All Other	-	-	19	8
	4 295	4 377	1 585	1 673
The 2018 Reporting Period carrying amount per segments which was transferred to disposal groups or assets held-for-sale during 2019 Reporting period is presented below:				
Greenlit Brands – General Merchandise	-	30	-	17
Sherwood	-	54	-	-
Blue Group	-	24	-	23
Total carrying amount of disposal groups	-	108	-	40
Total carrying amount for all segments	4 295	4 485	1 585	1 713

STEINHOFF INTERNATIONAL HOLDINGS N.V.
NOTES TO THE CONSOLIDATED FINANCIAL STATEMENTS
FOR THE PERIOD ENDED 30 SEPTEMBER 2019
continued

8. Intangible assets *(continued)*

8.1 Impairment tests

Significant accounting judgements and estimates

Key assumptions used for the value-in-use or fair value less cost to sell calculations

The Group tests whether goodwill and indefinite life trade and brand names have suffered any impairment at least on an annual basis. The recoverable amount of the CGU is determined based on either an income approach (value-in-use calculations) or a market approach (fair value less cost to sell) which require the use of assumptions.

The value-in-use calculations use discounted cash flow projections based on financial budgets approved by management. Models were built over a five year period with terminal growth thereafter.

The approved budgets covered a three or five year period. The cash flows that covered a three year period were extrapolated using estimated medium-term growth rates for year four and five. These growth rates are consistent with the industry and geographic location in which the CGU operates.

CGU specific WACC has been calculated as the product of the CGU's cost of debt and cost of equity and weighted in accordance with the CGU's target capital structure.

The fair value less cost to sell calculation was based on a market multiple which uses a factor derived from a set of comparable peers and forecasted September 2021 EBITDA of the CGU.

The cost of equity has also been adjusted with size premiums, where applicable, to take into account the restated size of each CGU.

This is consistent with methods applied to the 2018 Consolidated Financial Statements.

The additional key assumptions relating to the impairment testing of the trade names and brands are based on royalty rates applicable to the specific brand based on the industry in which the brand operates and the profitability of the unit.

The following table sets out the key assumptions for those CGU's that have significant goodwill and/or trade and brand names allocated to them:

	Pepco Group – Pepco Poland	Pepco Group – Poundland	Pepkor Africa ¹
2019			
Pre-tax discount rate	10.8%	9.5%	16.2% to 19.8%
Medium-term growth rate	2.1%	1.9%	4.5%-10.8%
Long-term growth rate	2.1%	1.2%	5.0% to 6.0%
Pre-tax royalty rates	1.3%	0.7%	1.0% to 3.0%
Forecasted cash flows – Approved budget	3 years	10 years	5 years
2018			
Pre-tax discount rate	8.9%	8.8%	16.4% to 16.9%
Medium-term growth rate	3.0%	2.0%	5.4%-11.9%
Long-term growth rate	2.0%	2.0%	5.0% to 6.0%
Pre-tax royalty rates	1.3%	1.8%	3.0% to 5.0%
Forecasted cash flows – Approved budget	3 years	5 years	5 years

In the 2018 Reporting Period the borrowing rates for the Group ranged from 8% to 15% compared to 5.85% to 8.5% in the 2019 Reporting Period.

¹ *Abovementioned disclosure represents a summary of disclosures made by Pepkor Africa, as part of their published 2019 annual financial statements.*

STEINHOFF INTERNATIONAL HOLDINGS N.V.
NOTES TO THE CONSOLIDATED FINANCIAL STATEMENTS
FOR THE PERIOD ENDED 30 SEPTEMBER 2019
continued

8. Intangible assets (continued)

8.1 Impairment tests (continued)
Significant accounting judgements and estimates (continued)

Management has determined the values assigned to each of the above key assumptions as follows:

Pre-tax discount rate	CGU specific WACC has been calculated as the product of the CGU's cost of debt and cost of equity and weighted in accordance with the CGU's target capital structure.
Approved budget	The forecasted cash flow periods take into account management's assumptions of the sales volume, sales price and cost increases expected over the next three to five years. A medium-term growth rate applicable to the industry and geographic location is applied to approved budgets covering a three year period for forecast years 4 and 5.
Long term growth rate	This is the weighted average growth rate used to extrapolate cash flows beyond the budget and forecast periods. The rates are consistent with the long term inflation outlook for the countries where the underlying businesses operate.
Royalty rates	The royalty rate represents the assumed amount which would be paid to the owner of the intangible asset as a royalty fee, expressed as a percentage of revenue, for the use of the intangible asset. It is necessary to look to the industry in which the brand is operational to determine an appropriate notional royalty rate. The ability of the retailer to pay the royalty was also considered in selecting the royalty rates. The royalty rates used in assessing the value-in-use of the Steinhoff trade names and brand names in Europe all fall within or below industry standards and vary from 0.8% and 1.3% with the Africa group ranging between 1.0% and 3.0%.
Market multiple	A multiple is applied to a specific financial metric (EBITDA) of a company to calculate the CGU's enterprise value. The only CGU where a market approach was used rather than an income approach was Conforama. The market multiple used was 4.3x September 2021 EBITDA. By way of comparison, comparable companies that currently have a higher EBITDA profitability are currently trading at a median of 6.3x enterprise value to EBITDA multiple. The Group has assessed this as a Level 3 fair value hierarchy.

Material impairment charges

	Goodwill		Indefinite useful life trade and brand names	
	30 September 2019 €m	30 September 2018 €m	30 September 2019 €m	30 September 2018 €m
The impairment charge during the period relates to the following CGUs: ²				
Continuing operations				
Pepkor Africa ¹	(42)	–	(33)	–
Conforama ³	–	–	(52)	–
Greenlit Brands	–	(6)	–	–
Discontinued operations				
Mattress Firm ⁴	–	–	–	(118)
Automotive	–	(20)	–	–
	(42)	(26)	(85)	(118)

¹ The impairment recognised in Pepkor Africa in the 2019 Reporting Period relate to the building materials segment. The general slowdown experienced in the sector at large continued during the 2019 Reporting Period. The building contractors' element of the Business Confidence Index recorded a 20-year low. The current performance, considered in line with the medium-term outlook of the business and the industry, has led to a significant decrease in expected future cash generation relating to the building materials segment.

² Goodwill and Intangible assets that were transferred to held-for-sale were valued on an IFRS 5 basis. There could therefore be additional impairments recognised subsequent to being classified as held-for-sale as these assets will be valued on the lower of carrying value or fair value less cost to sell. Refer to note 34 for additional information

³ Impairment in Conforama relates to the restructuring and closure of Maison Dépôt's business (10 stores) and the closure of 32 loss-making Conforama stores, while preserving an extensive coverage of French territory. In addition, the plan would aim at adapting the support functions to the realities of the business by reducing the number of staff at headquarters. In the same way, a new store operating model would be implemented in the medium term, in order to ensure the sustainability of the Conforama brand in France, with a dense network throughout the country, as close as possible to the French people. In total, the project could result in a maximum of 1905 job reductions. The bulk of the stores will be closed before September 30, 2020. Only 4 stores will be closed in 2021 Reporting Period. The carrying values of Conforama was written down to its recoverable amount which was determined by reference of its projected September 2021 EBITDA multiple.

⁴ Impairment charge on the Mattress Firm CGU during the 2018 Reporting Period. The integration of the Sleepy's acquisition resulted in too many store locations for this brand. Further, the rebranding of all Sleepy's and Sleep Train stores (comprising c. 40% of the store base) to Mattress Firm stores was accelerated and executed in areas where the brand was not as well known. The brand name included in this CGU was impaired by €118 million during the 2018 Reporting Period.

As at 30 September 2018, Mattress Firm was considered to be a disposal group. Refer note 1.

STEINHOFF INTERNATIONAL HOLDINGS N.V.
 NOTES TO THE CONSOLIDATED FINANCIAL STATEMENTS
 FOR THE PERIOD ENDED 30 SEPTEMBER 2019
continued

8. Intangible assets (continued)

8.1 Impairment tests (continued)

Material impairment charges (continued)

Impact of COVID-19 on the valuation of Goodwill and Intangible Assets:

The COVID-19 pandemic is causing significant disruptions both on the supplier and customer side for the Group. This will impact the forecasted sales in the coming year. COVID-19 is a non-adjusting event for the Group in the 2019 Reporting Period and will therefore not have an impact on recognition and measurement of assets and liabilities in the 2019 Reporting Period. It is however a disclosure item and the directors and management have considered the impact of the pandemic and whether this will cause the carrying amount of the CGUs to exceed the recoverable amount. At this stage it is still uncertain what impact COVID-19 pandemic will have on the Group and the recoverable amounts.

Below is a table of where the recoverable amount would be equal to its carrying amount if the key assumptions were to change as follow:

	Goodwill 30 September 2019 €m	Value in use exceeds the carrying amount by €m	Pre-tax discount rate		Long-term growth rate		Projected adjusted EBITDA ²	
			From %	To %	From %	To %	From %	To %
Greenlit Brands	141	131	12.9%	21.1%	1.6%	(8.0%)	13.2%	2.3%
Pepco Group	1 626							
Poundland	717	45	9.5%	9.8%	1.2%	0.8%	4.1%	2.5%
Pepco Poland ¹	909							
Pepkor Africa	2 528							
– Tekkie Town	136	16	16.2%	16.9%	6.0%	5.2%	9.1%	7.9%
– Building materials ³	–							
– Other ¹	2 392							
	4 295							

¹ The recoverable amount for Pepkor Africa (excluding Tekkie Town) and Pepco Poland substantially exceeds the carrying amount of the CGU. No sensitivity analysis is therefore presented in relation to changes in assumptions underpinning the impairment test performed.

² Projected adjusted EBITDA is expressed as the compound annual growth rates ("CAGR") in the cash-generating units of the plans used for impairment testing. The CAGR is calculated on the estimated 2020 Reporting Period EBITDA as the base.

³ The impairment recognised in Pepkor Africa in the 2019 Reporting Period relate to the building materials segment. Goodwill and other indefinite life intangible assets relating to this segment have been fully impaired.

Conforama CGU was already written down its recoverable amount, which was based on fair value less cost to sell.

STEINHOFF INTERNATIONAL HOLDINGS N.V.
NOTES TO THE CONSOLIDATED FINANCIAL STATEMENTS
FOR THE PERIOD ENDED 30 SEPTEMBER 2019
continued

9. Property, plant and equipment and investment property

ACCOUNTING POLICY:

Owned assets

Property, plant and equipment are stated at cost to the Group, less accumulated depreciation and impairment losses

Leased assets

Leases that transfer substantially all the risks and rewards of ownership of the underlying asset to the Group are classified as finance leases. All other leases are classified as operating leases. Assets acquired in terms of finance leases are capitalised at the lower of fair value and the present value of the minimum lease payments at inception of the lease. The capital element of future obligations under the leases is included as a liability in the statement of financial position. Lease payments are allocated using the effective-interest method to determine the lease finance costs, which are charged against income over the lease period, and the capital repayment, which reduces the liability to the lessor.

Subsequent costs

The cost is recognised in the carrying amount of an item of property, plant and equipment at the cost of replacing part of such an item when the cost is incurred, if it is probable that additional future economic benefits embodied within the item will flow to the group and the cost of such item can be measured reliably. Costs of the day-to-day servicing of property, plant and equipment are recognised in profit or loss as an expense when incurred.

Depreciation

Depreciation is calculated using the straight-line method to allocate their cost, net of their residual values, over the estimated useful lives or in the case of leasehold improvements or other leased assets, the shorter lease term as follows:

• Investment property	15 – 40 years
• Buildings	15 – 50 years
• Plant and machinery	3 – 10 years
• Vehicles	4 – 10 years
• Office equipment and furniture	3 – 16 years
• Computer equipment	2 – 4 years
• Vehicle rental fleet	5 years

Investment property

Investment property is land and buildings that are held to earn rental income or for capital appreciation, or both.

The Group has elected to measure all investment properties using the cost model.

STEINHOFF INTERNATIONAL HOLDINGS N.V.
NOTES TO THE CONSOLIDATED FINANCIAL STATEMENTS
FOR THE PERIOD ENDED 30 SEPTEMBER 2019
continued

9. Property, plant and equipment and investment property (continued)

	Notes	Investment property €m	Land and buildings €m
Balance as at 1 October 2017		128	1 934
Additions		3	118
Depreciation		(2)	(45)
From continuing operations	4.3.1	-	(7)
From discontinued operations		(2)	(38)
Disposals		(8)	(124)
Impairment		-	(12)
From continuing operations	4.2.1	-	-
From discontinued operations		-	(12)
Acquisition of businesses	24.1	-	2
Disposal of businesses		-	(607)
Reclassification		15	25
Transfer to inventories		-	-
Transfer to assets held-for-sale	34	-	(72)
Exchange differences on consolidation of foreign operations		(2)	(6)
Balance at 30 September 2018		134	1 213
Additions		1	61
Depreciation		-	(23)
From continuing operations	4.3.1	-	(13)
From discontinued operations		-	(10)
Disposals		-	(74)
Impairment	4.2.1	-	(197)
Reclassification		-	(7)
Transfer to intangible assets		-	-
Transfer to inventories		-	-
Transfer to assets held-for-sale	34	(135)	(337)
Exchange differences on consolidation of foreign operations		-	(14)
Balance at 30 September 2019		-	622
Cost		16	805
Accumulated depreciation and impairment		(16)	(183)
Net book value at 30 September 2019		-	622
Cost		150	1 381
Accumulated depreciation and impairment		(16)	(168)
Net book value at 30 September 2018		134	1 213

Carrying values of the main components of the other assets per category are: Capital-work-in-progress (2019: €43 million; 2018: €59 million), vehicles (2019: €22 million; 2018: €24 million) and computer equipment (2019: €42 million; 2018: €51 million).

Leasehold improvements, land and buildings and plant and machinery are reclassified from capital-work-in-progress when the asset is finished and available for use.

Transfers to inventories comprise mainly the vehicle rental fleet that is sold by the Automotive dealerships.

STEINHOFF INTERNATIONAL HOLDINGS N.V.
NOTES TO THE CONSOLIDATED FINANCIAL STATEMENTS
FOR THE PERIOD ENDED 30 SEPTEMBER 2019
continued

Plant and machinery €m	Leasehold improvements €m	Furniture and fittings €m	Other assets €m	Total €m
236	539	292	301	3 430
90	82	80	234	607
(70)	(101)	(83)	(57)	(358)
(58)	(60)	(31)	(29)	(185)
(12)	(41)	(52)	(28)	(173)
(4)	(3)	(7)	(98)	(244)
(5)	(26)	(23)	(8)	(74)
(3)	(1)	(1)	(5)	(10)
(2)	(25)	(22)	(3)	(64)
1	1	1	2	7
(9)	(6)	(51)	(15)	(688)
1	(6)	16	(51)	-
-	-	-	(61)	(61)
(7)	(89)	(40)	(106)	(314)
(3)	(4)	(1)	(9)	(25)
230	387	184	132	2 280
76	65	40	65	308
(66)	(78)	(47)	(27)	(241)
(58)	(64)	(38)	(26)	(199)
(8)	(14)	(9)	(1)	(42)
(9)	(26)	(2)	(6)	(117)
(1)	(62)	(9)	(7)	(276)
20	22	3	(38)	-
-	-	-	(1)	(1)
-	-	-	(3)	(3)
(19)	(61)	(21)	(20)	(593)
(6)	(1)	(1)	17	(5)
225	246	147	112	1 352
524	660	359	253	2 617
(299)	(414)	(212)	(141)	(1 265)
225	246	147	112	1 352
573	871	433	278	3 686
(343)	(484)	(249)	(146)	(1 406)
230	387	184	132	2 280

STEINHOFF INTERNATIONAL HOLDINGS N.V.
NOTES TO THE CONSOLIDATED FINANCIAL STATEMENTS
FOR THE PERIOD ENDED 30 SEPTEMBER 2019
continued

9. Property, plant and equipment and investment property *(continued)*

9.1 Impairment of Property, plant and equipment

Impairment in Conforama relates to the restructuring and closure of Maison Dépôt's business (10 stores) and the closure of 32 loss-making Conforama stores, while preserving an extensive coverage of French territory. In addition, the plan would aim at adapting the support functions to the realities of the business by reducing the number of staff at headquarters. In the same way, a new store operating model would be implemented in the medium term, in order to ensure the sustainability of the Conforama brand in France, with a dense network throughout the country, as close as possible to the French people. In total, the project could result in a maximum of 1905 job reductions.

The bulk of the stores will be closed before September 30, 2020. Only 4 stores will be closed in 2021 Reporting Period.

Savills valuation was used for all stores owned and leasehold improvements. Based on these valuations an impairment of €4 million to owned stores and €26 million to leasehold improvements were recognised during the 2019 Reporting Period.

Subsequent to the Savills valuation an CGU impairment test was performed on the carrying values of Conforama based on its recoverable amount which was determined by reference of its projected September 2021 EBITDA multiple, an additional impairment to Conforama's property, plant and equipment of €177 million was recognised during the 2019 Reporting Period, the impairment was allocated prorata based on the carrying value of each item.

10. Investments in equity accounted companies

ACCOUNTING POLICY:

Principles of equity accounting

Associates

Associates are entities over which the Group has significant influence but not control or joint control. This is generally the case where the Group holds between 20% and 50% of the voting rights. Investments in associates are accounted for using the equity method of accounting, after initially being recognised at cost.

Joint arrangements

Investments in joint arrangements are classified as either joint operations or joint ventures. The classification depends on the contractual rights and obligations of each investor, rather than the legal structure of the joint arrangement. The Group only has joint ventures.

Joint ventures

Interests in joint ventures are accounted for using the equity method, after initially being recognised at cost.

Long-term interests

The Group's interest in an associate or joint venture includes long-term interests that form part of the Group's net investment. Such long-term interests include ordinary and preference shares and long-term receivables or loans. The long-term interests are akin to an equity investment.

Goodwill arising on the acquisition of associates and joint ventures is included in the carrying amount of the associates and joint ventures.

Equity method

Under the equity method of accounting, the investments are initially recognised at cost and adjusted thereafter to recognise the Group's share of the post-acquisition profits or losses of the investee in profit or loss, and the Group's share of movements in other comprehensive income of the investee in other comprehensive income. Dividends received or receivable from associates and joint ventures are recognised as a reduction in the carrying amount of the investment.

When the Group's share of losses in an equity-accounted investment equals or exceeds its interest in the entity, including any other unsecured long-term receivables, the Group does not recognise further losses, unless it has incurred obligations or made payments on behalf of the other entity.

Unrealised gains on transactions between the Group and its associates and joint ventures are eliminated to the extent of the Group's interest in these entities. Unrealised losses are also eliminated unless the transaction provides evidence of an impairment of the asset transferred.

If a gain or loss previously recognised in other comprehensive income by the investee would be reclassified to profit or loss on disposal of the related assets or liabilities, the entity reclassifies the gain or loss from equity to profit or loss when the equity method is discontinued.

STEINHOFF INTERNATIONAL HOLDINGS N.V.
NOTES TO THE CONSOLIDATED FINANCIAL STATEMENTS
FOR THE PERIOD ENDED 30 SEPTEMBER 2019
continued

10. Investments in equity accounted companies *(continued)*

ACCOUNTING POLICY: *(continued)*

Principles of equity accounting *(continued)*

Equity method *(continued)*

When there is a dilution in the Group's shareholding in an investment in equity accounted company, the dilution ratio is applied to the Group's share of other reserves of the equity accounted company and are released through other comprehensive income or profit or loss depending on the allowable treatment per the IFRS applicable to the transactions that built up in that reserve.

Accounting policies of equity accounted investees have been changed where necessary to ensure consistency with the policies adopted by the Group.

Where the financial year-end of the equity accounted entity differs by more than three months from the Group's year-end, the Group will adjust the equity accounted carrying value by any known material transactions that took place between the Group year-end and that of the financial year-end of the equity accounted company.

Changes in ownership interests

When the Group ceases to equity account for an investment because of a loss of joint control or significant influence, any retained interest in the entity is remeasured to its fair value, with the change in carrying amount recognised in profit or loss. This fair value becomes the initial carrying amount for the purposes of subsequently accounting for the retained interest as an associate, joint venture or financial asset. In addition, any amounts previously recognised in other comprehensive income in respect of that entity are accounted for as if the group had directly disposed of the related assets or liabilities. This may mean that amounts previously recognised in other comprehensive income are reclassified to profit or loss.

Impairment of investments in equity accounted companies

Investments in equity accounted companies are tested for impairment whenever events or changes in circumstances indicate that the carrying amount may not be recoverable. An impairment loss is recognised for the amount by which the asset's carrying amount exceeds its recoverable amount. The recoverable amount is the higher of an asset's fair value less costs of disposal and value-in-use.

Losses in an equity accounted investment are only recognised to the extent of the carrying amount. Excess losses are tracked and any subsequent share in profit of the equity accounted investment will first reduce the excess loss.

The carrying amount of equity-accounted investments is tested for impairment when impairment indicators are present.

STEINHOFF INTERNATIONAL HOLDINGS N.V.
NOTES TO THE CONSOLIDATED FINANCIAL STATEMENTS
FOR THE PERIOD ENDED 30 SEPTEMBER 2019
continued

10. Investments in equity accounted companies *(continued)*

Set out below are the associates and joint ventures of the Group. The country of incorporation or registration is also their principal place of business, and the proportion of ownership interest is the same as the proportion of voting rights held, except where indicated otherwise.

10.1 Detail of Equity Accounted investments of the Group

Name of business	Place of business / country of incorporation	Nature of business
Listed		
KAP ²	South Africa	Diverse industrial and logistics business
Unlisted		
Cofel SAS	France	Manufacturing
IEP Group Proprietary Limited	South Africa	Investment company
Mattress Firm ³	USA	Speciality bed retailer
Various other immaterial equity accounted companies	Various	Property, insurance, manufacturing, retail, logistics and financial services

¹ The 30 September 30-day volume-weighted average share price was used to determine the quoted fair value of the listed investments.

² A portion of the investment in KAP was disposed of during the 2018 Reporting Period and the remaining investment was disposed of during the 2019 Reporting Period through an accelerated bookbuild for €293 million proceeds.

* Private equity – no quoted price available

STEINHOFF INTERNATIONAL HOLDINGS N.V.
NOTES TO THE CONSOLIDATED FINANCIAL STATEMENTS
FOR THE PERIOD ENDED 30 SEPTEMBER 2019
continued

Nature of relationship	Notes	% holding		Quoted fair value ¹ €m		Carrying value €m	
		30 September 2019	30 September 2018	30 September 2019	30 September 2018	30 September 2019	30 September 2018
Associate	10.6	–	25.9	–	315	–	231
Associate		50.0	50.0	*	*	3	6
Associate		26.0	25.4	*	*	192	173
Associate	10.4	50.1	100.0	*	*	9	–
Associates and Joint Ventures		24.5 – 50.0	24.5 – 50.0	*	*	4	20
						208	430

STEINHOFF INTERNATIONAL HOLDINGS N.V.
NOTES TO THE CONSOLIDATED FINANCIAL STATEMENTS
FOR THE PERIOD ENDED 30 SEPTEMBER 2019
continued

10. Investments in equity accounted companies *(continued)*

10.2. Significant judgements relating to recognition of investments as equity accounted investments

Accounting for the interest in POCO

POCO Einrichtungsmarkte was derecognised as a subsidiary and recognised as an equity-accounted investment on 31 March 2017. An assessment was performed by management during the 2018 Reporting Period that concluded, based on settlement negotiations relating to previous ownership lawsuits, the investment in POCO should be classified as held-for-sale on 25 April 2018.

The POCO property entity, POCO-Domäne Immobilien Holding GmbH has been equity accounted since initial acquisition. The Group entered into a sale agreement on 4 September 2018 in relation to its remaining interest in POCO, based on an agreed equity valuation of €533 million for 100% of the equity in POCO. In addition, the POCO business retained debt of approximately €140 million, with no recourse to the Group. The total consideration was €271 million. The sale was subject to competition and merger control approvals which were obtained during December 2018. Closing the POCO sale brought the German litigation proceedings with the entities owned by Seifert to an end. Refer to note 1.4.

Accounting for the interest in Atterbury Europe

The Group owned 50% of the ordinary shares in Atterbury Europe and 100% of the issued preference share capital of Atterbury Europe which did not hold any voting rights. The investment in the preference shares was classified as part of the Group's net investment in Atterbury Europe together with the 50% investment in the ordinary shares. The requirement to declare preference dividends is not mandatory, the preference shares had no fixed terms of repayment and were unsecured. The investment in the preference shares was therefore deemed akin to an equity investment.

Atterbury Europe repurchased the ordinary shares held by the Group on 18 December 2017 for €20 million. The Group's remaining 100% interest in the preference shares in Atterbury Europe were also repurchased by Atterbury Europe in June 2018 for €224 million. A total loss on disposal of €133 million was recognised as a result.

10.3 Reconciliation of the aggregate carrying values of equity accounted companies

	Notes	30 September 2019 €m	30 September 2018 €m
Balance at the beginning of the period		430	2 055
Additions	10.4	44	1
Impairments	10.5		
From continuing operations		-	(3)
From discontinued operations		-	(24)
Disposals		(238)	(1 363)
PSG	10.6	-	(774)
KAP	10.6	(238)	(152)
Atterbury Europe	10.6	-	(437)
Transferred to assets held-for-sale	34	(12)	(271)
Share of:			
Profit or loss			
From continuing operations		11	58
From discontinued operations		3	9
Other comprehensive income		1	(1)
Sundry reserves		-	(19)
Dividends received		(37)	(15)
Other movements		6	1
Exchange differences on translation of investments in equity accounted investments		-	2
Carrying values of equity accounted companies at the end of the period		208	430

STEINHOFF INTERNATIONAL HOLDINGS N.V.
NOTES TO THE CONSOLIDATED FINANCIAL STATEMENTS
FOR THE PERIOD ENDED 30 SEPTEMBER 2019
continued

10. Investments in equity accounted companies (continued)

10.4 Additional investments during the period

Mattress Firm

On 5 October 2018, the Group announced that its Mattress Firm subsidiaries filed voluntary Chapter 11 cases in the United States Bankruptcy Court for the District of Delaware. The filing implemented a pre-packaged Chapter 11 plan of reorganisation that, inter alia, provided Mattress Firm with access to new financing to support its business and established an efficient and orderly process for closing certain underperforming store locations in the United States. Mattress Firm emerged from Chapter 11 on 21 November 2018. In relation to their equity stake, the exit facility lenders and the Group executed a stockholders' agreement that governs, among other things, shareholder rights in relation to the governance of SUSHI and sales of their respective equity interests. The exit facility lenders also received a USD150 million payment-in-kind facility that has a five-year maturity.

The Management Board has considered the shareholding and governance structures and determined that the Group lost control on 21 November 2018. Mattress Firm was included as a discontinued operation until 21 November 2018, and thereafter as an equity accounted investment in the 2019 Reporting Period.

The associate value recognised was €44 million at 21 November 2018. Refer to note 1.4 for the gain recognised on loss of control of the investment. Earnings after tax for Mattress Firm remain negative for the 2019 Reporting period due to increased interest payable on the new debt.

No other material additional investments were made during the 2019 Reporting Period

10.5 Significant accounting judgements relating to impairment of equity accounted investments

The Group considers whether any impairment indicators are present with regards to its investments in equity accounted companies by reference to the quoted fair value, if available, as well as the underlying investments profitability, access to operational funding and any other factors that could impact the investment's ability to deliver returns to the Group.

There were no impairment indicators present as at 30 September 2019.

10.6 Disposals

During the 2018 Reporting Period the entire investment in PSG was disposed for €798 million and a profit of €24 million was recognised on disposal. The FCTR relating to the PSG investment of €99 million was reclassified to profit or loss upon the disposal of PSG. Refer note 4.2.4 and 4.2.7.

The investment in KAP was reduced by 17% during the 2018 Reporting Period for cash proceeds of €234 million. A profit of €82 million was recognised on disposal.

The remaining investment in KAP was disposed of during the 2019 Reporting Period through an accelerated bookbuild for €293 million. A profit of €55 million was recognised on disposal. The FCTR of €99 million was reclassified to profit or loss upon the disposal of KAP.

The investments in Atterbury Europe and SRP were disposed of during the 2018 Reporting Period for cash proceeds of €224 million and €80 million respectively. A loss of €133 million was recognised in profit or loss relating to the disposal of Atterbury Europe. Refer to note 4.2.7. SRP was disposed of at its carrying value.

STEINHOFF INTERNATIONAL HOLDINGS N.V.
 NOTES TO THE CONSOLIDATED FINANCIAL STATEMENTS
 FOR THE PERIOD ENDED 30 SEPTEMBER 2019
continued

10. Investments in equity accounted companies *(continued)*

10.7 Summarised information in respect of material equity accounted companies

The table below provides summarised financial information for those equity accounted investments that are material to the Group. The information disclosed reflects the amounts presented in the most recent financial statements of the relevant equity accounted companies and not the Group's share of those amounts.

Adjustments are made for material transactions occurring between equity accounted company's reporting date and Steinhoff N.V.'s Reporting Date (where necessary).

Where relevant, the statements of financial positions of the associates were translated to Euro at spot conversion rate at the end of the Group's Reporting Period and the income statements were translated to Euro at the average conversion rate applicable to the Group's Reporting Period.

The Group has compared the accounting policies of these companies to those of the Group and have found no material differences that require adjustment.

The table below provide summarised financial information for those associates that are material to the Group. The information disclosed reflects the amounts presented in the financial statements of the relevant associate and not our share of those amounts. They have been amended to reflect adjustments made by the entity when using the equity method, including fair value adjustments and modifications for differences in accounting policy.

	Mattress Firm ¹		KAP		IEP Group Proprietary Limited	
	Period ended 30 September 2019	Period ended 30 September 2018	Period ended 30 June 2019	Period ended 30 June 2018	Period ended 31 December 2019	Period ended 31 December 2018
	€m	€m	€m	€m	€m	€m
Revenue	2 686	-	-	1 478	851	823
Investment income	-	-	-	2	8	16
Depreciation and amortisation	(61)	-	-	(67)	(62)	(53)
Interest expense	(113)	-	-	(48)	(38)	(40)
Income tax expense	4	-	-	(14)	(36)	(30)
Profit for the period from continuing operations	(172)	-	-	104	129	101
Loss for the period from discontinued operations	-	-	-	(1)	(13)	(2)
Profit for the period	(172)	-	-	103	116	99
Other comprehensive income for the period	-	-	-	3	(1)	2
Total comprehensive income for the period	(172)	-	-	106	115	101

STEINHOFF INTERNATIONAL HOLDINGS N.V.
NOTES TO THE CONSOLIDATED FINANCIAL STATEMENTS
FOR THE PERIOD ENDED 30 SEPTEMBER 2019
continued

10. Investments in equity accounted companies *(continued)*

10.7 Summarised information in respect of material equity accounted companies *(continued)*

	Mattress Firm ¹		KAP		IEP Group Proprietary Limited	
	As at 30 September 2019 €m	As at 30 September 2018 €m	As at 30 June 2019 €m	As at 30 June 2018 €m	As at 31 December 2019 €m	As at 31 December 2018 €m
Non-current assets	615	–	–	1 217	1 212	1 208
Current assets						
Cash and cash equivalents	161	–	–	131	86	138
Other current assets	270	–	–	388	261	316
Total current assets	431	–	–	519	347	454
Non-current liabilities						
Non-current financial liabilities (excluding trade payables)	(574)	–	–	(424)	(368)	(168)
Other non-current liabilities	(107)	–	–	(196)	(160)	(173)
Total non-current liabilities	(681)	–	–	(620)	(528)	(341)
Current liabilities						
Current financial liabilities	(238)	–	–	(61)	(23)	(240)
Other current liabilities	(113)	–	–	(295)	(146)	(159)
Total current liabilities	(351)	–	–	(356)	(169)	(399)
Non-controlling interests	–	–	–	(20)	(147)	(152)
Net assets	14	–	–	740	715	770
% ownership by Group	50.1%	100.0%	0.0%	25.9%	26.0%	25.4%
Group's share of net assets	7	–	–	192	186	196
Adjustment for material transactions and foreign currency differences	–	–	–	–	6	(23)
Goodwill	2	–	–	39	–	–
Carrying amount of the Group's interest	9	–	–	231	192	173

¹ Mattress Firm was equity accounted from the date the Group lost control. Refer to note 1.

STEINHOFF INTERNATIONAL HOLDINGS N.V.
 NOTES TO THE CONSOLIDATED FINANCIAL STATEMENTS
 FOR THE PERIOD ENDED 30 SEPTEMBER 2019
continued

11. Other financial assets

	Notes	30 September 2019 €m	30 September 2018 €m
Non-current other financial assets			
At amortised cost	11.1	332	311
Current other financial assets			
At amortised cost	11.1	178	261
Total other financial assets		510	572

The fair value of financial instruments that are not traded in an active market is determined using valuation techniques. The Group uses its judgement to select a variety of methods and make assumptions that are mainly based on market conditions existing at the end of each Reporting Period.

11.1 At amortised cost

The Group classifies its financial assets as at amortised cost only if both of the following criteria are met:

- the asset is held within a business model whose objective is to collect the contractual cash flows, and
- the contractual terms give rise to cash flows that are solely payments of principal and interest.

The financial assets are presented as non-current assets unless they mature, or management intends to dispose of them within 12 months of the end of the Reporting Period.

	Notes	30 September 2019 €m	30 September 2018 €m
Financial assets at amortised cost including the following debt instruments:			
Unlisted preference shares – Lancaster 102	11.1.1	282	262
Interest-bearing loans	11.1.2	227	280
Non-interest bearing loans		1	30
		510	572

STEINHOFF INTERNATIONAL HOLDINGS N.V.
NOTES TO THE CONSOLIDATED FINANCIAL STATEMENTS
FOR THE PERIOD ENDED 30 SEPTEMBER 2019
continued

11. Other financial assets *(continued)*

11.1 At amortised cost *(continued)*

11.1.1 Unlisted preference shares

The increase in unlisted preference shares is as a result of an investment in preference shares issued by Lancaster 102 during the 2018 Reporting Period. The Group started negotiations in the 2017 reporting period regarding the planned Shoprite Transaction (refer note 29). Prior to the transaction being cancelled, Steinhoff Africa subscribed for 1 000 preference shares to the value of R4 billion in Lancaster 102. The preference shares accrue dividends at 80% of the SA prime lending rate as quoted by Standard Bank Group Limited or its successor in title in South Africa. As part of the transaction, Steinhoff Africa also issued debt to the value of R4 billion to Lancaster 102. Refer to note 16.

11.1.2 Interest-bearing loans

Loan to Titan

Included in the balance of interest-bearing loans is a loan receivable from Titan of €178 million as at 30 September 2019 (30 September 2018: €203 million) after recognising a credit loss of €34 million on adoption of IFRS 9. The loan originated when prepayments of €125 million and €200 million were made by the Group in October and November 2017 to entities related to Christo Wiese (a Steinhoff Supervisory Board member at the time) as part of the planned Shoprite Transaction. Agreements have been entered into during February 2018 in terms of which €125 million has been settled.

The balance of the €200 million loan plus interest (1.5% per annum until 1 September 2018, 10% thereafter) is expected to be repaid on terms agreed by way of settlement agreement entered into on 20 August 2018 (the "Titan Receivable Settlement"). Previously, Titan asserted that lack of SARB approval has prevented on-shore South African payment of the Titan receivable.

A letter of demand was issued by Newco 2A to Titan, dated 22 October 2019 as a result of the failure by Titan to make repayment in accordance with the terms of the Titan Receivable Settlement. Subsequently, on 28 October 2019 Titan initiated a claim against SFHG and Newco 2A for €200 million in response to the letter of demand. SFHG and Newco 2A have filed appearances to defend. It is management's view that the Titan receivable remains recoverable.

Loan to Plum Tree

Included in the 2018 Reporting Date balance of interest-bearing loans is a loan receivable from Plum Tree of €57 million as at 30 September 2018. An impairment on this loan of €32 million was recognised in profit or loss in the 2018 Reporting Date. The loan to Plum Tree did not have repayment terms, but was settled as part of the Campion Group settlement by the delivery of 25.5 million shares in Brait valued at €40 million. Subsequent to receiving the Brait shares, a further fair value decrease of €17 million was recorded for the Reporting Period. The Brait shares were sold for €37 million, resulting in a further loss of €3 million. Refer to note 4.2.2(a).

Rent deposit

Included in the 2019 Reporting Period balance of interest-bearing loans is deposits for rent paid by Conforama of €34 million.

STEINHOFF INTERNATIONAL HOLDINGS N.V.
NOTES TO THE CONSOLIDATED FINANCIAL STATEMENTS
FOR THE PERIOD ENDED 30 SEPTEMBER 2019
continued

12. Receivables

12.1 Trade and other receivables

	Notes	30 September 2019 €m	30 September 2018 €m
Financial assets			
Non-current trade and other receivables			
Instalment sale and loan receivables	12.1.5	9	–
Current trade and other receivables			
Trade receivables		162	208
Instalment sale and loan receivables	12.1.5	378	155
Less: Provision for impairments – Trade receivables	19.3	(22)	(31)
Less: Provision for impairments – Instalment sale and loan receivables	19.3	(79)	(23)
Net trade, instalment sale and loan receivables		439	309
Receivables due from equity accounted companies	29.5	15	15
Proceeds due from kika-Leiner disposal	12.1.2	–	397
Other amounts due	12.1.3	245	215
Derivative financial assets	19.1	33	32
		732	968
Non-financial assets			
Non-current trade and other receivables			
Equalisation of operating lease payments		–	3
		–	3
Current trade and other receivables			
Prepayments		102	125
Value Added Tax receivable		119	50
Equalisation of operating lease payments		1	–
		222	175
Total			
Non-current trade and other receivables		9	3
Current trade and other receivables		954	1 143
		963	1 146

STEINHOFF INTERNATIONAL HOLDINGS N.V.
NOTES TO THE CONSOLIDATED FINANCIAL STATEMENTS
FOR THE PERIOD ENDED 30 SEPTEMBER 2019
continued

12. Receivables *(continued)*

12.1 Trade and other receivables *(continued)*

12.1.1 Classification of trade and other receivables

Trade receivables are amounts due from customers for goods sold or services performed in the ordinary course of business. Net trade, instalment sale and loan receivables are non-derivative financial assets with fixed or determinable payments that are not quoted in an active market. If collection of the amounts is expected in one year or less, they are classified as current assets. If not, they are presented as non-current assets. Trade receivables are generally due for settlement within 30 to 90 days and therefore are all classified as current.

12.1.2 Proceeds due from kika-Leiner disposal

The amount due from the purchaser was received during the 2019 Reporting Period upon fulfilment of all conditions precedent.

12.1.3 Other amounts due

Included in other amounts due are creditors with debit balances, insurance receivables and various other receivables.

12.1.4 Trade and other receivables transferred to held-for-sale

During the 2019 Reporting period additional disposal groups were identified where the carrying value of these assets and liabilities will be recovered principally through a sale transaction rather than through continuing use.

Trade and other receivables reclassified to held-for sale relating to disposal groups identified during the 2019 Reporting Period totalled €48 million. Refer to note 1 for disposal groups identified during the 2019 Reporting Period.

12.1.5 Instalment sale and loan receivables

The increase in instalment sale and loan receivables during the 2019 Reporting Period relate mainly to two new credit books in Pepkor Africa. The two new credit books are Connect Financial Solutions (Connect), which supports sales in the JD Group, and the Capfin credit book, which facilitates unsecured lending. The new Connect credit book amounted to €79 million (gross) and the new Capfin credit book amounted to €133 million (gross) at 30 September 2019.

12.1.6 Fair values of trade and other receivables

Receivables are recognised initially at fair value and subsequently measured at amortised cost using the effective interest rate method, less provision for impairment.

Due to the short-term nature of the current receivables, their carrying amount is considered to be the same as their fair value. For the majority of the non-current receivables, the fair values are also not significantly different to their carrying amounts.

12.1.7 Derivatives

Refer to note 18 and 19 for details regarding the determination of their fair values and the types of derivatives, respectively.

12.1.8 Impairment and risk exposure

Information about the impairment of trade and other receivables, the calculation of the loss allowance, their credit quality and the Group's exposure to credit risk, foreign currency risk and interest rate risk can be found in note 19.

12.1.9 Adoption of IFRS 9: Financial Instruments

Refer to note 36 for details of restatements relating to new accounting standards effective for the 2019 Reporting Period.

STEINHOFF INTERNATIONAL HOLDINGS N.V.
 NOTES TO THE CONSOLIDATED FINANCIAL STATEMENTS
 FOR THE PERIOD ENDED 30 SEPTEMBER 2019
continued

12. Receivables *(continued)*

12.2 Taxation receivable

	Notes	30 September 2019 €m	30 September 2018 €m
Taxation receivable	12.2.1	65	73

12.2.1 Taxation receivable

The taxation receivable includes the merger-effect within Steinhoff Europe Group Services GmbH, together with receivables in Steinhoff UK Holdings and Conforama Investissement SNC.

STEINHOFF INTERNATIONAL HOLDINGS N.V.
NOTES TO THE CONSOLIDATED FINANCIAL STATEMENTS
FOR THE PERIOD ENDED 30 SEPTEMBER 2019
continued

13. Financial assets and financial liabilities

The Group holds the following financial assets and financial liabilities:

13.1 Total financial assets and liabilities

	Notes	At fair value through profit or loss €m	At amortised cost €m	Total carrying values €m
30 September 2019				
Trade and other receivables	12.1	–	9	9
Other financial assets	11	–	332	332
Non-current financial assets		–	341	341
Trade and other receivables	12.1	33	699	732
Other financial assets	11	–	178	178
Cash and cash equivalents	15	–	1 795	1 795
Current financial assets		33	2 672	2 705
Borrowings	16.2	–	(10 371)	(10 371)
Non-current financial liabilities		–	(10 371)	(10 371)
Borrowings	16.2	–	(999)	(999)
Trade and other payables	17.1	(2)	(1 951)	(1 953)
Current financial liabilities		(2)	(2 950)	(2 952)
		31	(10 308)	(10 277)
30 September 2018				
Investments and loans	11	–	311	311
Non-current financial assets		–	311	311
Trade and other receivables	12.1	32	936	968
Other financial assets	11	–	261	261
Cash and cash equivalents	15	–	1 275	1 275
Current financial assets		32	2 472	2 504
Borrowings	16.2	–	(2 027)	(2 027)
Non-current financial liabilities		–	(2 027)	(2 027)
Borrowings	16.2	–	(8 363)	(8 363)
Trade and other payables	17.1	(9)	(2 151)	(2 160)
Current financial liabilities		(9)	(10 514)	(10 523)
		23	(9 758)	(9 735)

The Group's exposure to various risks associated with the financial instruments is discussed in note 19. The maximum exposure to credit risk at the end of the Reporting Period is the carrying amount of each class of financial assets mentioned above.

There were no transfers between categories of financial instruments during either period presented.

STEINHOFF INTERNATIONAL HOLDINGS N.V.
NOTES TO THE CONSOLIDATED FINANCIAL STATEMENTS
FOR THE PERIOD ENDED 30 SEPTEMBER 2019
continued

14. Inventories

	30 September 2019 €m	30 September 2018 €m
14.1 Inventory		
Merchandise and finished goods	2 129	2 060
Goods in transit	84	165
Raw materials and other inventories	19	25
Inventory before provision	2 232	2 250
Less: provision for inventory write downs*	(102)	(95)
Net inventories	2 130	2 155
<i>* Comprises mainly provisions against merchandise and finished goods.</i>		
14.2 Amount of write-down of inventories to net realisable value recognised in cost of sales as an expense during the period	(57)	(88)
14.3 Inventory pledged as security over borrowings	23	4

Merchandise and finished goods

Merchandise and finished goods are stated at the lower of cost and net realisable value. Cost includes the reclassification from equity of any gains or losses on qualifying cash flow hedges relating to purchases of raw material and finished goods but excludes borrowing costs.

Costs of purchased inventory are determined after deducting rebates and discounts. Net realisable value is the estimated selling price in the ordinary course of business less the estimated costs of completion and the estimated costs necessary to make the sale.

Amounts recognised in profit or loss

Write-downs of inventories to net realisable value were recognised as an expense during the period and included in 'cost of sales' in profit or loss.

Inventory transferred to held-for-sale

During the 2019 Reporting period additional disposal groups were identified where the carrying value of these assets and liabilities will be recovered principally through a sale transaction rather than through continuing use.

Inventory reclassified to held-for sale relating to disposal groups identified during the 2019 Reporting Period totalled €184 million. Refer to note 1 for disposal groups identified during the 2019 Reporting Period.

STEINHOFF INTERNATIONAL HOLDINGS N.V.
NOTES TO THE CONSOLIDATED FINANCIAL STATEMENTS
FOR THE PERIOD ENDED 30 SEPTEMBER 2019
continued

15. Cash and cash equivalents

	30 September 2019 €m	30 September 2018 €m
Current assets		
Cash at bank and on hand	1 320	1 118
Funds and deposits on call	475	157
	1 795	1 275

For the purpose of presentation in the statement of cash flows, cash and cash equivalents includes cash on hand, deposits held at call with financial institutions, other short-term, highly liquid investments with original maturities of three months or less that are readily convertible to known amounts of cash and which are subject to an insignificant risk of changes in value.

Term deposits are presented as cash equivalents if they have a maturity of three months or less from the date of acquisition and are repayable within 24 hour notice with no loss of interest.

Restricted cash

Cash generated from the sale of POCO and Pepco Group refinancing to the amount of €163 million has been reserved for the repayment of the First Lien Term Loan Facility (refer to note 16).

The Group has restricted cash balances of €14.5 million held by various subsidiaries within the Africa Group. These cash balances are reserved, amongst others, for payments to outside shareholders, litigation and repayment of deposits.

STEINHOFF INTERNATIONAL HOLDINGS N.V.
NOTES TO THE CONSOLIDATED FINANCIAL STATEMENTS
FOR THE PERIOD ENDED 30 SEPTEMBER 2019
continued

16. Borrowings

ACCOUNTING POLICY:

Principles of borrowings

Borrowings

Borrowings are initially recognised at fair value, net of transaction costs incurred. Borrowings are subsequently measured at amortised cost. Any difference between the proceeds (net of transaction costs) and the redemption amount is recognised in profit or loss over the period of the borrowings using the effective interest method. Fees paid on the establishment of loan facilities are recognised as transaction costs of the loan to the extent that it is probable that some or all of the facility will be drawn down. In this case, the fee is deferred until the draw-down occurs. To the extent there is no evidence that it is probable that some or all of the facility will be drawn down, the fee is capitalised as a prepayment for liquidity services and amortised over the period of the facility to which it relates.

The fair value of the liability portion of a convertible bond is determined using a market interest rate for an equivalent non-convertible bond. This amount is recorded as a liability on an amortised cost basis until extinguished on conversion or maturity of the bonds. The remainder of the proceeds is allocated to the conversion option. This is recognised and included in shareholders' equity, net of income tax effects.

Borrowings are removed from the balance sheet when the obligation specified in the contract is discharged, cancelled or expired. The difference between the carrying amount of a financial liability that has been extinguished or transferred to another party and the consideration paid, including any non-cash assets transferred or liabilities assumed, is recognised in profit or loss as other income or finance costs.

An exchange between an existing borrower and lender of debt instruments with substantially different terms should be accounted for as an extinguishment of the original financial liability and the recognition of a new financial liability.

Substantially different is if the discounted present value of the cash flows under the new terms, including any fees paid (net of any fees received and discounted using the original effective interest rate), is at least 10% different from the discounted present value of the remaining cash flows of the original financial liability

Borrowings are classified as current liabilities unless the Group has an unconditional right to defer settlement of the liability for at least 12 months after the reporting period.

STEINHOFF INTERNATIONAL HOLDINGS N.V.
NOTES TO THE CONSOLIDATED FINANCIAL STATEMENTS
FOR THE PERIOD ENDED 30 SEPTEMBER 2019
continued

16. Borrowings (continued)

16.1 Analysis of closing balance

	Notes	30 September 2019			30 September 2018		
		Current €m	Non- current €m	Total €m	Current €m	Non- current €m	Total €m
Operating companies							
Hemisphere							
Term loan facility ^{2&4}	16.6	327	-	327	397	291	688
Term loan ^{2&4}	16.6	34	-	34	36	-	36
Pepco Group							
Term loans and facilities	16.6	1	471	472	1	308	309
Capitalised finance lease	16.6	-	12	12	-	14	14
Conforama							
Syndicated loan facilities and term loans	16.6	47	206	253	13	121	134
Capitalised finance lease	16.6	-	3	3	3	-	3
Greenlit Brands							
Term loans and facilities	16.6	-	33	33	7	106	113
Pepkor Africa							
Term loans and facilities	16.6	112	574	686	33	578	611
Preference shares	27.2	-	362	362	-	365	365
Instalment sale agreements	16.6	1	-	1	1	1	2
		522	1 661	2 183	491	1 784	2 275
Corporate and treasury services							
Steenbok Lux Finco 1							
21/22 Term loan facility ²	16.5	-	1 775	1 775	-	-	-
23 Term loan facility ²	16.5	-	1 214	1 214	-	-	-
Steenbok Lux Finco 2							
First lien term loan facility ²	16.5	163	1 912	2 075	-	-	-
Second lien term loan facility ²	16.5	-	3 809	3 809	-	-	-
SFHG							
Convertible bonds	16.7.1	-	-	-	2 587	-	2 587
Transactions costs ¹		-	-	-	52	-	52
SEAG							
Non-convertible European bond	16.7.2	-	-	-	800	-	800
German loan notes	16.7.3	-	-	-	772	-	772
Syndicated loan facilities, bilateral loans and term loans	16.7.4	-	-	-	3 470	-	3 470
Transactions costs ¹		-	-	-	113	-	113
Other loans		-	-	-	14	-	14
SIN VH Group							
Loan – Lancaster 102	16.8	282	-	282	19	243	262
Preference shares – BVI ³		28	-	28	27	-	27
Other		4	-	4	18	-	18
		477	8 710	9 187	7 872	243	8 115
Total borrowings		999	10 371	11 370	8 363	2 027	10 390

¹ Transactions costs relate to all SFHG and SEAG debt. Refer note 5.1.

² Guaranteed by Steinhoff N.V. through the issuance of CPU. Refer to the Steinhoff N.V. separate financial statements.

³ Classified as current due to the guarantee provided for the preference share funding (refer to note 19.2.3)

STEINHOFF INTERNATIONAL HOLDINGS N.V.
NOTES TO THE CONSOLIDATED FINANCIAL STATEMENTS
FOR THE PERIOD ENDED 30 SEPTEMBER 2019
continued

16. Borrowings (continued)

16.2 Reconciliation of borrowings balances

	Notes	Corporate and treasury services €m	European Properties €m	Pepkor Africa €m	Pepco €m	Conforama €m	Greenlit Brands €m	Total €m
Opening balance – 1 October 2018		8 115	724	978	323	137	113	10 390
Repayable within one year		7 872	433	34	1	16	7	8 363
Repayable after one year		243	291	944	322	121	106	2 027
Effect of adopting IFRS 9 – Financial Instruments, net of taxation	36.1.3	–	19	–	–	–	–	19
Restated balance as at 1 October 2018		8 115	743	978	323	137	113	10 409
Derecognition of original debt		(8 732)	–	–	–	–	–	(8 732)
Repayment of debt		(14)	(389)	(12)	(331)	–	(78)	(824)
Repayment of interest		–	(30)	(99)	(10)	(6)	(7)	(152)
Recognition of new debt		8 732	–	–	–	–	–	8 732
Additional financing		178	–	93	475	104	–	850
Interest accrued		781	36	99	32	24	7	979
Continuing – Loans	5	560	36	99	32	24	7	758
Continuing – Convertible bonds	5	221	–	–	–	–	–	221
Transaction fees (additional financing)	5	45	–	–	–	–	–	45
Foreign exchange gains or losses		33	1	(10)	(5)	(3)	1	17
Reclassification to trade and other payables		(27)	–	–	–	–	–	(27)
Reclassified as held-for-sale		–	–	–	–	–	(3)	(3)
Convertible bond conversions		(9)	–	–	–	–	–	(9)
Loss on derecognition	4.2.3	85	–	–	–	–	–	85
Closing balance – 30 September 2019		9 187	361	1 049	484	256	33	11 370
Repayable within one year		477	361	113	1	47	–	999
Repayable after one year		8 710	–	936	483	209	33	10 371

STEINHOFF INTERNATIONAL HOLDINGS N.V.
NOTES TO THE CONSOLIDATED FINANCIAL STATEMENTS
FOR THE PERIOD ENDED 30 SEPTEMBER 2019
continued

16. Borrowings *(continued)*

16.3 Contractual maturities of borrowings

The following are the remaining contractual maturities of borrowings at the Reporting Date. The amounts are gross and undiscounted, and include contractual interest payments.

At 30 September 2019	Contractual maturities of borrowings				Total €m	Carrying amount €m
	1 – 12 months €m	Between 1 and 2 years €m	Between 2 and 5 years €m	Over 5 years €m		
Operating companies						
Pepkor Africa	203	374	683	–	1 260	1 049
Conforama	5	3	520	–	528	256
Pepco Group	–	12	541	–	553	484
Greenlit Brands	32	5	–	–	37	33
Hemisphere	8	5	439	–	452	361
	248	399	2 183	–	2 830	2 183
Corporate and treasury services						
21/22 Term loan facility	–	–	2 209	–	2 209	1 775
23 Term loan facility	–	–	1 510	–	1 510	1 214
First lien term loan facility	–	–	2 472	–	2 472	2 075
Second lien term loan facility	–	–	4 813	–	4 813	3 809
SINVAH Group	314	–	–	–	314	314
	314	–	11 004	–	11 318	9 187
Total borrowings	562	399	13 187	–	14 148	11 370

16.4 Compliance with loan covenants

The Group was in technical breach of a number of its covenants during the 2018 Reporting Period. As a result, the majority of loans, with exception of where subsidiaries entered into new facilities during the 2018 Reporting Period, were deemed repayable on demand and were classified as current on 30 September 2018.

During the 2019 Reporting period the Group successfully implemented its financial restructuring plan (as detailed in the SEAG CVA and SFHG CVA), securing a period of financial stability for the Group until 31 December 2021. The CVAs only has reporting covenants.

STEINHOFF INTERNATIONAL HOLDINGS N.V.
NOTES TO THE CONSOLIDATED FINANCIAL STATEMENTS
FOR THE PERIOD ENDED 30 SEPTEMBER 2019
continued

16. Borrowings *(continued)*

16.5 Impact of implementation of CVAs

The Group has been engaged in substantial and complex debt restructuring processes since December 2017. Financial restructuring activity completed in the Reporting Period is summarised below.

Company Voluntary Arrangements (CVAs)

As part of the proposed European financial restructuring detailed in the Lock-Up Agreement, on 30 November 2018, the SEAG CVA and the SFHG CVA were filed with the English court. The SEAG CVA and the SFHG CVA implemented the restructuring plan outlined in the Lock-Up Agreement. The CVA proposals, together with certain supporting documentation, can be downloaded from www.steinhoffinternational.com.

The meetings of the financial creditors and members of SEAG and SFHG to vote on the SEAG CVA and SFHG CVA, as applicable, were held on 14 December 2018. The SEAG CVA and the SFHG CVA were each approved by the requisite majorities of their respective creditors and by their members. Certain relevant terms of the SEAG CVA and the SFHG CVA, including the interim moratoria, continued to apply and the Group continued to work towards the implementation of the financial restructuring.

The Implementation Conditions Notice was issued on 12 July 2019. This prompted a period for the calculation of creditor entitlements under the new debt instruments. The final step was the issuance of the Implementation Commencement Date notice which prompted business transfers and the execution of the necessary documents immediately prior to the final steps and closing.

The financial restructuring of the Group became effective on 13 August 2019, when the SEAG and SFHG CVAs were successfully implemented. Under the terms of the CVAs, the existing debt instruments in SEAG and SFHG were reissued for accounting purposes on 14 December 2018, which was the date the SEAG CVA and the SFHG CVA were approved by the requisite majorities of the creditors, with a common maturity date of 31 December 2021. No cash interest is payable in this period, as interest will accrue and is only payable when the debt matures, providing the Group with a period in which it can concentrate on reducing debt and restoring value.

The Group has announced it intends to implement a number of steps to reduce its debt burden. Within this, the Steenbok Group in particular is now required to be run for the benefit of its creditors (including those under the Facilities Agreements) ahead of the benefit of its shareholders (which are ultimately controlled by the Company). Planned steps include the managed realisation of investments and assets.

The implementation of the CVAs resulted in the original SEAG and SFHG debt being replaced by new term loan facilities entered between the lenders and Steenbok Lux Finco 1 SARL and Steenbok Lux Finco 2 SARL, two newly incorporated entities within the Europe Group. The new facilities have new terms and conditions in terms of the finance documents.

In terms of the new facility agreements all facilities are repayable on 31 December 2021, being the termination date.

New facility	Facilities replaced
21/22 Term loan facility	2021 and 2022 convertible bonds
23 Term loan facility	2023 convertible bonds
First lien term loan facility	SEAG debt
Second lien term loan facility	SEAG debt

STEINHOFF INTERNATIONAL HOLDINGS N.V.
NOTES TO THE CONSOLIDATED FINANCIAL STATEMENTS
FOR THE PERIOD ENDED 30 SEPTEMBER 2019
continued

16. Borrowings *(continued)*

16.5 Impact of implementation of CVAs *(continued)*

Derecognition

A liability is removed from the balance sheet when it is extinguished (that is, when the obligation is discharged, cancelled or expires). A financial liability (or part of it) is extinguished when the debtor either:

- discharges the liability (or part of it) by paying the creditor, normally with cash, other financial assets, goods or services; or
- is legally released from primary responsibility for the liability (or part of it) either by process of law or by the creditor.

A debt is extinguished only if the debtor is legally released from its obligation by the creditor. An exchange between an existing borrower and lender of debt instruments with substantially different terms should be accounted for as an extinguishment of the original financial liability and the recognition of a new financial liability.

The terms of the new debt instruments are deemed to be substantially different if the net present value of the cash flows under the new liability, including any fees paid and received, is at least 10% different from the net present value of the remaining cash flows of the existing liability, both discounted at the original effective interest rate of the original liability.

It was concluded that none of the terms introduced by the LUA would imply an extinguishment of the original debt, nor do they seem to substantially modify the cash flows on the original debt instruments. Therefore, the original debt instruments were not derecognised due to the implementation of the LUA during the 2018 Reporting Period.

On 14 December 2018, being the CVA approval date, the lenders agreed to start implementing the restructuring plan once certain conditions precedent have been fulfilled. From this date interest accrued at newly agreed interest rates, which resulted in a substantial modification of the old debt instruments.

A loss of €85 was calculated as the difference between the carrying amounts of the old debt instruments and the fair value of the new debt instruments and was immediately recognised in profit or loss. The fair value of the instrument was calculated based on discounting the future cash flows, at the effective interest rate. Management is of the opinion that the interest charged on the loan is market related and therefore the effective interest rate equates a fair market interest rate. The interest rate of between 7.875% and 10.75% at which the new facilities will be issued is regarded as market related due to the following reasons:

- Numerous financial institutions and investors were approached for financing, as this was put to the market; and
- Taking into account the financial position of the Group at the time, the interest rate of between 7.875 and 10.75% is reasonable.

STEINHOFF INTERNATIONAL HOLDINGS N.V.
NOTES TO THE CONSOLIDATED FINANCIAL STATEMENTS
FOR THE PERIOD ENDED 30 SEPTEMBER 2019
continued

16. Borrowings *(continued)*

16.5 Impact of implementation of CVAs *(continued)*

Corporate and treasury services

Facility	Tranche	Maturity date	Interest rate %	30 September 2019	30 September 2018
				Carrying value €m	Carrying value €m
21/22 Term loan facility	Super senior	31 December 2021	10	25	–
	A1	31 December 2021	10	1 750	–
23 Term loan facility	Super senior	31 December 2021	10	14	–
	A2	31 December 2021	10	1 200	–
First lien term loan facility	Super senior	31 December 2021	10	57	–
	A1	31 December 2021	7.875	1 938	–
	B1	31 December 2021	7.875	80	–
Second lien term loan facility	A2	31 December 2021	10.75	3 655	–
	B2	31 December 2021	10.75	154	–
				8 873	–
Portion payable within 12 months included in current liabilities				(163)	–
Total non-current borrowings				8 710	–

No part of the term loan facilities which is repaid may be drawn down again.

Under the term loan facilities, Newco 3 and SFHG have an obligation to provide the lenders with certain monthly, quarterly and annual financial information.

Steinhoff N.V. and SIHPL entered into CPUs with the lenders whereby Steinhoff N.V. and SIHPL undertakes to repay up to the following amounts for each facility in the event of a default:

Subsidiary	Facility	Agreement date	Steinhoff N.V. €m	SIHPL €m
Steenbok Lux Finco 1	21/22 Term loan facility	13 August 2019	1 723	1 581
	23 Term loan facility	13 August 2019	1 180	–
Steenbok Lux Finco 2	First lien term loan facility	13 August 2019	1 913	–
	Second lien term loan facility	13 August 2019	3 591	–
Hemisphere	Term loan facility	5 September 2018	775	–

STEINHOFF INTERNATIONAL HOLDINGS N.V.
NOTES TO THE CONSOLIDATED FINANCIAL STATEMENTS
FOR THE PERIOD ENDED 30 SEPTEMBER 2019
continued

16. Borrowings (continued)

16.6 Operating companies debt (continued)

Hemisphere

	Maturity date	Interest rate %	30 September 2019	30 September 2018
			Carrying value €m	Carrying value €m
Term loan facility	31 December 2021	10	327	688
Mortgage loans	Various	1.7	34	36
			361	724
Portion payable within 12 months included in current liabilities			(361)	(433)
Total non-current borrowings			-	291

The restructuring of the financial indebtedness of SFHG's subsidiary Hemisphere was implemented on 5 September 2018. This resulted in a new loan facility of approximately €775 million at Hemisphere.

The €397 million proceeds generated from the kika-Leiner sale in the 2018 Reporting Period has been utilised in repayment of the term loan facility during the 2019 Reporting Period.

On 13 December 2018 Hemisphere entered into a formal disposal plan with Wells Fargo securities International Limited (Eastdil Secured LLC), for the sale of interests held by Hemisphere in its portfolio of properties including the sale of Hemisphere's direct and indirect subsidiaries. The sale process will comprise either the sale of properties themselves, or the sale of the shares in the companies owning the properties.

The above agreement is also in compliance with the term loan facility agreement dated 5 September 2018. The Hemisphere group, under the terms of its Facility Agreement, is required to dispose of its property portfolio and utilise the proceeds to make repayments against its financial liabilities.

The term loan facility matures on 31 December 2021 and carries interest at 10% per annum, which is payable semi-annually on a "pay if you can" basis. Any interest not paid in cash is compounded. The shares in the companies owning the Hemisphere property portfolio with a carrying value of €222 million, as well as certain of the properties themselves, serve as security for the Hemisphere term loan facility. No part of the term loan facility which is repaid may be drawn down again.

On 5 September 2018, Steinhoff N.V. entered into a CPU whereby Steinhoff N.V. guarantees an amount of up to €773 million with regard to the term loan facility. Refer to note 9 of the Steinhoff N.V. separate financial statements for the amount that Steinhoff N.V. is expected to pay in terms of the CPU, subject to certain estimation uncertainties.

The mortgage loans have been fully repaid subsequent to the 2019 Reporting Date and is secured by property with a carrying value of €73 million.

Subsequent to the 2019 Reporting Date an additional €49 million has been repaid on the term loan facility.

Under the term loan facility, Hemisphere has an obligation to provide the lenders with certain monthly, quarterly and annual financial information.

Subsequent to the Reporting Date, Hemisphere and its lenders entered into an amendment and restatement deed. Refer to note 35.

The term loan facility is subject to the following financial covenants:

- The aggregate capital expenditure of the Hemisphere group in respect of the 12 month periods below shall not exceed the amount opposite each period.

	12 month period end	Capital expenditure €m
	5 September 2019	1 830 000
	5 September 2020	2 080 000
	5 September 2021	1 620 000

STEINHOFF INTERNATIONAL HOLDINGS N.V.
 NOTES TO THE CONSOLIDATED FINANCIAL STATEMENTS
 FOR THE PERIOD ENDED 30 SEPTEMBER 2019
continued

16. Borrowings *(continued)*

16.6 Operating companies debt *(continued)*

Pepco Group

	Facility €m	Maturity date	Interest rate %	30 September 2019	30 September 2018
				Carrying value €m	Carrying value €m
Term loan facility	–	January 2020 and July 2020	8	–	303
Term loan facility	475	February 2022	5.85	467	–
Mortgage loan		31 December 2025	WIBOR 1M	5	6
Instalment sale agreements					
Capitalised finance lease and instalment sale agreements	–	Various	Various	12	14
				484	323
Portion payable within 12 months included in current liabilities				(1)	(1)
Total non-current borrowings				483	322

In January 2018, Pepco Group agreed external funding of GBP264 million in order to provide funding for its own needs and that of the Steinhoff United Kingdom group. This facility was refinanced in August 2019 with a new term loan facility of up to €475 million, which was also used to settle all short-term intercompany indebtedness with various Group companies.

No part of the term loan facility which is repaid may be drawn down again.

Subsequent to the Reporting Date a rolling credit facility of €65 million was negotiated of which €53 million has been drawn down as a contingency for the effect of the COVID-19 pandemic.

As a condition of the CVAs, Pepco is bound to additional monthly and quarterly information undertakings.

This term loan facility contains financial covenants which are typical for this type of facility and include minimum EBITDA and minimum cash measured at quarterly intervals. The Pepco Group was compliant with these covenants for the Reporting Period.

STEINHOFF INTERNATIONAL HOLDINGS N.V.
NOTES TO THE CONSOLIDATED FINANCIAL STATEMENTS
FOR THE PERIOD ENDED 30 SEPTEMBER 2019
continued

16. Borrowings *(continued)*

16.6 Operating companies debt *(continued)*

Conforama

	Facility €m	Maturity date	Interest rate %	30 September 2019	30 September 2018
				Carrying value €m	Carrying value €m
Tikehau loan facilities		April 2023	12	121	115
Senior secured bonds	316	April 2023	22	115	–
Bank overdrafts and short-term facilities		Various	Various	17	19
Instalment sale agreements					
Capitalised finance lease and instalment sale agreements		Various	Various	3	3
				256	137
Portion payable within 12 months included in current liabilities				(47)	(16)
Total non-current borrowings				209	121

By a ruling rendered on 11 April 2019, the French Commercial Court of Meaux approved a conciliation agreement entered into between Conforama and its creditors as part of a French law conciliation process which provided the framework for the refinancing negotiations. This ruling allowed Conforama to proceed to implement its financial restructuring. The key terms of the financial restructuring included a total nominal value of €316 million new money financing (including undrawn and conditional commitments) and warrants. Refer to the areas of critical judgement section of the Basis of Preparation for more detail on the warrants.

On 15 April 2019, Conforama issued senior secured bonds to the amount of €205 million of which the proceeds were used to repay certain intercompany loans and tax liabilities, to finance the turnaround plan and to finance working capital needs of the Conforama group.

As part of the New Money Financing agreement, it was agreed that a second tranche of bonds ("Tranche B Bonds") comprising 111 million bonds at a nominal amount of EUR 1 per bond would be issued at a date not earlier than 1 January 2020, and no later than 28 February 2020 (unless otherwise agreed to by the parties to the contract), provided that certain conditions are met. These bonds would be repayable in full on 15 April 2023.

As additional consideration for the senior secured bonds, the creditors were granted warrants ("Warrants") that effectively granted them 49.9% of the economic rights to the future returns of Conforama (i.e. 49.9% right to returns arising from distributions, exit and / or a liquidation event) through the right to ownership of Class 2 Preference Shares in the future.

The Warrant agreement came into effect on 15 April 2019, with 205,242,947 Warrants issued to bondholders on 29 May 2019.

An Exercise Event, that would trigger the conversion of the warrants into Class 2 Preference Shares, includes any of the following events:

- Listing, partial exit or change in control of Conforama;
- Voluntary or involuntary liquidation of Conforama;
- Any distribution by any nature whatsoever by Conforama for the benefit of shareholders; or
- Six months prior to 29 May 2029.

Since the terms of the Conciliation Agreement clearly indicate that the Warrants were issued to the senior bond holders as consideration for their subscription to the Financing, the issuance of the Warrants and senior bonds were considered as a single event from an accounting point of view. The fair value of the transaction was assessed based on the consideration received at inception and the return afforded to the bond holders via both the repayment of the bonds and the issuance of the Warrants.

The warrants meet the definition of an equity instrument where the senior bonds meet the definition of a financial liability. The transaction was analogised to be a compound financial instrument.

STEINHOFF INTERNATIONAL HOLDINGS N.V.
NOTES TO THE CONSOLIDATED FINANCIAL STATEMENTS
FOR THE PERIOD ENDED 30 SEPTEMBER 2019
continued

16. Borrowings *(continued)*

16.6 Operating companies debt *(continued)*

Conforama *(continued)*

The bonds are secured by:

- Issued share capital of and certain intragroup loans to key holding and operating entities;
- Pledge over securities issued by Conforama;
- First priority security over certain real estate properties.;
- Pledge over certain bank accounts of Conforama
- Golden Shares in fiducie for the benefit of the bondholders issued by key entities of the Conforama group

The Tikehau loans are secured by:

- A pledge over certain intragroup receivables;
- A 1st rank mortgage over real estate properties;
- A pledge over the shares of 5 Conforama subsidiaries;
- New money privilege in accordance with article L. 611-11 of the French Commercial code;
- Intergroup guarantees.

The bank overdrafts and short term facilities are secured by:

- A pledge over the inventory of Conforama France.

As part of the refinancing, the Tikehau loan facilities' maturity dates were amended to April 2023.

As a condition of the CVAs, Conforama is bound to additional monthly and quarterly information undertakings.

The bonds contain financial covenants which are typical for this type of facility and includes minimum liquidity, minimum economic EBITDA, maximum loan-to-value ratio and maximum total net leverage ratio. Conforama was compliant with these covenants for the 2019 Reporting Period.

STEINHOFF INTERNATIONAL HOLDINGS N.V.
 NOTES TO THE CONSOLIDATED FINANCIAL STATEMENTS
 FOR THE PERIOD ENDED 30 SEPTEMBER 2019
continued

16. Borrowings *(continued)*

16.6 Operating companies debt *(continued)*

Greenlit Brands

				30 September 2019	30 September 2018
	Facility €m	Maturity date	Interest rate %	Carrying value €m	Carrying value €m
Greenlit Brands – Household Goods					
Syndicated facility agreement	48	6 October 2020	BBSY +3.0%	–	65
Term loans and facilities	54	6 October 2020	Various	33	38
Greenlit Brands – General Merchandise					
Term loans and facilities	20	6 October 2020	Various	–	10
				33	113
Portion payable within 12 months included in current liabilities				–	(7)
Total non-current borrowings				33	106
Included in assets held-for-sale					
Greenlit Brands – General Merchandise					
Term loans and facilities				3	–

The syndicated facility agreement was repaid during the 2019 Reporting Period from proceeds generated from the sale of distribution centres and operating cash flow.

Following the disposal of the General Merchandise division in December 2019, management refinanced its remaining term loans and facilities with a syndicate of Australian banks extending the tenor of facilities to 31 December 2020 and maintaining the normal commercial terms already in place.

As a condition of the CVAs, Greenlit Brands is bound to additional monthly and quarterly information undertakings.

Following the COVID-19 pandemic, Greenlit Brands has drawn down the remaining unused facility in case of potential cash constraints.

STEINHOFF INTERNATIONAL HOLDINGS N.V.
NOTES TO THE CONSOLIDATED FINANCIAL STATEMENTS
FOR THE PERIOD ENDED 30 SEPTEMBER 2019
continued

16. Borrowings (continued)

16.6 Operating companies debt (continued)

Pepkor Africa

	Facility €m	Maturity date	Interest rate %	30 September 2019 Carrying value €m	30 September 2018 Carrying value €m
Term loans and facilities					
Term loans	423	Various maturities ranging from May 2021 to May 2023	Three-month JIBAR plus 2% to 2.25%	423	426
Revolving credit facility	151	24 May 2021	Three month JIBAR plus 2%	151	152
General banking facility	151	364 days	Linked to South African prime rate	-	-
Bridge facility	151	31 August 2020	Three month JIBAR plus 1.45%	91	-
Bank overdrafts and short-term facilities	-	Various	Various	21	33
Preference shares					
Class A cumulative redeemable preference shares	362	23 May 2022	74% of South African prime rate	362	365
Instalment sale agreements					
Capitalised finance lease and instalment sale agreements	-	Various	Various	1	2
Total borrowings				1 049	978
Portion payable within 12 months included in current liabilities				(113)	(34)
Total non-current borrowings				936	944

Pepkor Africa entered into bridge facilities to the value of €151 million on 19 March 2019 for a maximum period of 18 months. The bridge facilities were mainly introduced to fund the growth in the instalment sale receivables and loans to customers. As at 30 September 2019, only €91 million of these facilities were drawn.

Assets with a book value of €1 million (2018: €2 million) are encumbered as disclosed in note 11. No other financial assets have been pledged as collateral for either period presented.

Interest-bearing borrowings bear interest at variable, market-determined rates. These borrowings are measured at amortised cost, which approximates their fair value.

Interest on external borrowings other than the general banking facility are payable quarterly in arrears. The interest on the general banking facility is payable on a monthly basis.

The funding facilities is subject to the following loan covenants

	Covenant	30 September 2019 Actual
Net debt: EBITDA cover	< 2.75	1.70
Interest cover	> 4	5.42

Refer to note 35 for debt raised and new equity placed subsequent to the 2019 Reporting Date.

STEINHOFF INTERNATIONAL HOLDINGS N.V.
NOTES TO THE CONSOLIDATED FINANCIAL STATEMENTS
FOR THE PERIOD ENDED 30 SEPTEMBER 2019
continued

16. Borrowings *(continued)*

16.7 Original SEAG and SFHG debt reported at the 2018 Reporting Date (this debt has been derecognised in the current Reporting Period)

16.7.1 Convertible and redeemable bonds

	Contractual maturity date	Market implied interest rate* %	Interest rate %	Potential ordinary shares for conversion million	30 September 2018 Carrying value €m
--	---------------------------	---------------------------------	-----------------	--	-------------------------------------

The convertible bonds would have been convertible into ordinary shares of Steinhoff N.V., at the option of the holder, or repayable at the dates set out below.

These convertible bonds were derecognised on the successful implementation of the CVA and a loss of €85 million (refer to note 4.2.3) was recognised in the statement of profit or loss.

Convertible bond 2021	30 January 2021	6.68	4.00	120.8	452
Convertible bond 2022	11 August 2022	2.51	1.25	151.9	1 074
Convertible bond 2023	21 October 2023	2.12	1.25	141.8	1 061
					2 587

16.7.2 Non-convertible European bond

	30 September 2018 Carrying value €m
--	-------------------------------------

Non-convertible European bond	800
-------------------------------	-----

The non-convertible bond was issued during 2017 and restructured on CVA implementation. The bond accrued interest at 1.875% per annum. Steinhoff N.V. guaranteed this bond.

16.7.3 German loan notes

The German loan notes comprise of various fixed and floating notes with varying maturity dates. Details are set out below:

	Contractual maturity date	Interest rate %	30 September 2018 Carrying value €m
Five-year floating rate note	17 July 2020	EURIBOR plus 1.25%	430
Five-year fixed rate note	Various maturities ranging from July 2020 to July 2022	0.90 % to 1.88%	103
Six-year floating rate note	19 July 2021	EURIBOR plus 1.35%	50
Seven-year floating rate note	18 July 2022	EURIBOR plus 1.50%	107
Seven-year fixed rate note	18 July 2022	2.46%	77
Ten-year fixed rate note	17 June 2025	3.08%	5
			772

STEINHOFF INTERNATIONAL HOLDINGS N.V.
NOTES TO THE CONSOLIDATED FINANCIAL STATEMENTS
FOR THE PERIOD ENDED 30 SEPTEMBER 2019
continued

16. Borrowings *(continued)*

16.7 Original SEAG and SFHG debt reported at the 2018 Reporting Date (this debt has been derecognised in the current Reporting Period) (continued)

16.7.4 Syndicated loan facilities

	Contractual maturity date	Interest rate %	30 September 2018 Carrying value €m
Revolving multi-currency credit facility	2 June 2021	EURIBOR plus 0.90%	1 573
Structured term loan	31 March 2031	Structured rate of 4.10% plus 1.00%	28
Syndicated term loans	Various maturities ranging from August 2018 to August 2021	USD LIBOR plus 1.20% to 1.45%	1 296
Revolving single-currency facility	19 October 2018	Refinancing Rate plus 0.80 %	166
Multi-currency revolving facility	30 November 2018	EURIBOR plus 80 %	200
Bilateral loans	Various maturities	Various interest rates	207
			3 470

16.8 Lancaster 102 liability

The reconstituted board of Steinhoff Africa (appointed on 2 February 2018 and 8 July 2019, respectively) mandated an investigation into the process followed with regards to the issue of the preference shares.

On 28 October 2019, the Steinhoff Africa board concluded that the issue of the preference shares was neither authorised nor permitted in terms of its MOI and is therefore void.

Although the cancellation of the Steinhoff Africa preference shares occurred after the 2019 Reporting Period, management believes that the conditions causing them to be void already existed at the date of 'issue' and as a result, the issued preference share capital as well as any accrued dividends were retrospectively adjusted.

Notwithstanding management's view that the preference share is void, Steinhoff Africa received R4 billion at the time, for which a liability has been raised equal to the preference share investments disclosed in notes 27.2 and 11.1 reflecting management's view that they are directly related.

16.9 Fair value

The majority of the debt classified as non-current was renegotiated during the 2019 Reporting Period, taking into account current market conditions and are therefore expected to approximate fair value.

16.10 Risk exposures

Details of the Group's exposure to risks arising from borrowings are set out in note 19.

STEINHOFF INTERNATIONAL HOLDINGS N.V.
NOTES TO THE CONSOLIDATED FINANCIAL STATEMENTS
FOR THE PERIOD ENDED 30 SEPTEMBER 2019
continued

17. Payables

17.1 Trade and other payables

	Notes	30 September 2019 €m	30 September 2018 €m
Financial liabilities			
Current trade and other payables			
Trade payables		1 369	1 485
Payables due to equity accounted companies		–	28
Accruals	17.1.4	370	367
Other payables and amounts due	17.1.5	212	271
Derivative financial liabilities	19.1 & 17.1.1	2	9
		1 953	2 160
Non-financial liabilities			
Non-current trade and other payables			
Equalisation of operating lease payments		49	69
Current trade and other payables			
Equalisation of operating lease payments		8	6
Deferred income	17.1.2	230	282
Value Added Tax payable	17.1.6	211	133
		449	421
Total			
Non-current trade and other payables		49	69
Current trade and other payables		2 402	2 581
		2 451	2 650

Trade payables are unsecured and are usually paid within 30 to 90 days of recognition.

The carrying amounts of trade and other payables are considered to be the same as their fair values due to their short-term nature.

17.1.1 Derivatives

Refer to note 18 and 19 for details regarding the determination of their fair values and the types of derivatives, respectively.

17.1.2 Deferred income

The majority of the deferred income relates to prepayments made by customers to secure their orders. Revenue is recognised with a corresponding decrease in the liability when the goods are delivered to the customer.

17.1.3 Trade and other payables transferred to held-for-sale

During the 2019 Reporting period additional disposal groups were identified where the carrying value of these assets and liabilities will be recovered principally through a sale transaction rather than through continuing use.

Trade and other payables reclassified to held-for sale relating to disposal groups identified during the 2019 Reporting Period totalled €227 million. Refer to note 1 for disposal groups identified during the 2019 Reporting Period.

STEINHOFF INTERNATIONAL HOLDINGS N.V.
NOTES TO THE CONSOLIDATED FINANCIAL STATEMENTS
FOR THE PERIOD ENDED 30 SEPTEMBER 2019
continued

17. Payables (continued)

17.1 Trade and other payables (continued)

17.1.4 Accruals

Accruals includes employee cost accruals by Conforama, legal accruals in SEAG and unpaid fees relating to the refinancing that was completed in August 2019 by the Group.

On 12 September 2019, FSCA concluded its investigation into alleged contraventions of the Financial Markets Act No 19 of 2012 (FMA 2012) by the Steinhoff Group in the period prior to the events of December 2017. The FSCA has imposed an administrative penalty of ZAR1.5 billion (€92.7 million) on Steinhoff based on its assertion of a contravention of section 81 of the FMA 2012. Noting the Group's current financial position; to avoid penalising innocent Steinhoff shareholders further; in recognition of the fact that the Steinhoff Group is a victim of the alleged conduct perpetrated by former employees and officers of the Company; and in acknowledgement of the co-operation of management to date and the Group's commitment to continue co-operating fully with the FSCA in all future actions taken against any persons allegedly responsible for the wrongdoing, the FSCA has resolved, under Section 173 of the Financial Regulation Act No. 9 of 2017, to remit a portion of the administrative penalty resulting in Steinhoff N.V. paying a penalty of ZAR53 million (€3.2 million). This amount is included in accruals.

17.1.5 Other payables and amounts due

The other payables and amounts due include payables raised by Greenlit Brands on the sale of the General Merchandise division, payables raised by Pepco Group for the settlements of employee related costs and stores settlements and payables raised by Conforama on the France restructure costs.

17.1.6 Value Added Tax payable

The Value Added Tax payable relates partly to Steinhoff Europe Group Services GmbH as a result of tax authority audits conducted on prior years and Conforama.

17.1.7 Contractual maturities of trade and other payables

	0 – 3 months €m	4 – 12 months €m	Year 2 €m	Year 3 – 5 €m	After 5 years €m	Total €m
Trade and other payables (financial liabilities)	1 775	173	–	2	3	1 953

17.2 Taxation payable

	30 September 2019 €m	30 September 2018 €m
Taxation payable	216	228

Taxation payable

The taxation payable represents Trade tax, Corporate tax and Income tax. The Corporate tax for Steinhoff Europe Group Services GMBH, as a result of the merger of Tau Enterprises, Omega Enterprises and BST Trading during the Reporting Period. SFHG also made provision for real estate transfer tax and other taxes.

STEINHOFF INTERNATIONAL HOLDINGS N.V.
NOTES TO THE CONSOLIDATED FINANCIAL STATEMENTS
FOR THE PERIOD ENDED 30 SEPTEMBER 2019
continued

18. *Recognised fair value measurements*

This section explains the judgements and estimates made in determining the fair values of the financial instruments that are recognised and measured at fair value in the Consolidated Financial Statements. To provide an indication about the reliability of the inputs used in determining fair value, the Group has classified its financial instruments into the three levels prescribed under the accounting standards.

- Level 1: The fair value of financial instruments traded in active markets (such as publicly traded derivatives, listed equities and available-for-sale securities) is based on quoted market prices at the end of the Reporting Period. The quoted market price used for financial assets held by the Group is a 30-day volume weighted average price. These instruments are included in level 1.
- Level 2: The fair value of financial instruments that are not traded in an active market (for example, over-the-counter derivatives) is determined using valuation techniques which maximise the use of observable market data and rely as little as possible on entity-specific estimates. If all significant inputs required to fair value an instrument are observable, the instrument is included in level 2.
- Level 3: If one or more of the significant inputs is not based on observable market data, the instrument is included in level 3. This is the case for unlisted equity securities.

STEINHOFF INTERNATIONAL HOLDINGS N.V.
NOTES TO THE CONSOLIDATED FINANCIAL STATEMENTS
FOR THE PERIOD ENDED 30 SEPTEMBER 2019
continued

18. Recognised fair value measurements (continued)

18.1 Fair value hierarchy

	Notes	Level 2 €m	Level 3 €m	Total €m
30 September 2019				
Assets measured at fair value				
Financial assets				
Trade and other receivables				
Derivative – foreign currency forward contracts	19.1	33	–	33
Non-listed equity investments				
Mattress Firm ¹	1 & 10	–	44	44
Assets held-for-sale²	34	–	1 212	1 212
Liabilities measured at fair value				
Financial liabilities				
Trade and other payables				
Derivative – foreign currency forward contracts	19.1	(2)	–	(2)
Borrowings				
Conforama senior secured bonds ³	16.6	–	(115)	(115)
Liabilities held-for-sale²	34	–	(603)	(603)
30 September 2018				
Assets measured at fair value				
Financial assets				
Available-for-sale financial assets				
Trade and other receivables				
Derivative – foreign currency forward contracts	19.1	32	–	32
Assets held-for-sale²	34	–	1 927	1 927
Financial liabilities				
Trade and other payables				
Derivative – foreign currency forward contracts	19.1	(9)	–	(9)
Liabilities measured at fair value	34	–	(1 286)	(1 286)

¹ The Group lost control of Mattress Firm on 21 November 2018. The value of the associate recognised on the day the Group lost control was based on 5x EBITDA multiple (September 2021 EBITDA). Refer to note 1 for more information.

² Assets and liabilities classified as held-for-sale during the reporting period was measured at the lower of its carrying amount and fair value less costs to sell at the time of the reclassification, resulting in impairments recognised through profit and loss as disclosed above. The fair value, of the disposal groups that were impaired, were determined using signed sales agreements. Refer to note 1 for information about the sales agreements and the counterparties to these agreements.

³ As additional consideration for the senior secured bonds, the creditors were granted warrants (“Warrants”) that effectively granted them 49.9% of the economic rights to the future returns of Conforama (i.e. 49.9% right to returns arising from distributions, exit and / or a liquidation event) through the right to ownership of Class 2 Preference Shares in the future.

Since the terms of the Conciliation Agreement clearly indicate that the Warrants were issued to the senior bond holders as consideration for their subscription to the Financing, the issuance of the Warrants and senior bonds was considered as a single event from an accounting point of view. The fair value of the transaction was therefore assessed based on the consideration received at inception and the return afforded to the bond holders via both the repayment of the bonds and the issuance of the Warrants. The fair value of the consideration in respect of the liability component was measured by discounting the contractual stream of future cash flows (interest and principal) to the present value, at the current rate of interest applicable to instruments of comparable credit status and providing substantially the same cash flows on the same terms, but without the equity component (22%).

There were no Level 1 financial instruments identified during either 2019 Reporting Period or 2018 Reporting Period.

STEINHOFF INTERNATIONAL HOLDINGS N.V.
NOTES TO THE CONSOLIDATED FINANCIAL STATEMENTS
FOR THE PERIOD ENDED 30 SEPTEMBER 2019
continued

19. Financial risk management

During both periods under review, the Group had various committees and departments that were tasked with the financial risk management of the Group. In most instances this was successfully managed at the various operating company levels.

However, the PWC investigation revealed a number of shortcomings relating to the Group's overall financial risk management as a result of the override of the internal controls in place, by certain senior key management personnel of the Group. Management believes that these shortcomings were addressed during the 2018 Reporting Period with the appointment of a new Management Board.

The Management and Supervisory Boards are cognisant of the fact that the risk management processes in place did not address the financial risks faced by the Group as a result of the material irregularities and events that occurred in December 2017. The Management and Supervisory Boards have focused their attention on implementing more stringent internal controls and improved processes relating to the Group's financial risk management processes. Details of this is outlined in the Remediation Plan in the Management Board Report.

This note explains the Group's exposure to financial risks and how these risks could affect the Group's future financial performance where this remains relevant as at the end of each reporting period. The processes outlined in this note are the risk management strategies that were in place during the period regardless of their effectiveness in addressing the risks faced by the Group. Current profit and loss information has been included where relevant to add further context.

Risk	Exposure arising from	Measurement	Management
Market risk – foreign exchange	• Future commercial transactions	Cash flow forecasting	Forward foreign exchange and foreign currency option contracts
	• Recognised financial assets and liabilities not denominated in the operating company's functional currency	Sensitivity analysis	
Market risk – interest rate	Borrowings at variable rates	Sensitivity analysis	Interest rate swaps
Market risk – security prices	Investments in equity securities	Sensitivity analysis	Portfolio diversification
Credit risk	Cash and cash equivalents, trade receivables and instalment sales, derivative financial instruments, loans receivable at amortised cost	• Aging analysis • Credit rating	• Diversification of bank deposits • Credit score card implementation and monitoring
Liquidity risk	Borrowings and other liabilities	Rolling cash flow forecasts	Availability of committed credit lines and borrowing facilities

The Management Board was responsible for implementing the risk management strategy to ensure that an appropriate risk management framework was operating effectively across the Group. The Supervisory Board and the Audit and Risk Committee were provided with a consolidated view of the risk profile of the Group, and any major exposures and relevant mitigating actions identified.

The system of risk management was designed so that the different business units were able to tailor and adapt their risk management processes to suit their specific circumstances.

STEINHOFF INTERNATIONAL HOLDINGS N.V.
 NOTES TO THE CONSOLIDATED FINANCIAL STATEMENTS
 FOR THE PERIOD ENDED 30 SEPTEMBER 2019
continued

19. Financial risk management (continued)

19.1 Derivatives

	30 September 2019 €m	30 September 2018 €m
<p>The Group used forward exchange contracts to hedge its foreign currency risk against the functional currency of its various global operations. Most of the forward exchange contracts had maturities of less than one year after the Reporting Date. The Group did not enter into derivative contracts for speculative purposes. The fair values of such contracts at the reporting dates were:</p>		
Current assets		
Trade and other receivables		
Foreign exchange forward contracts	33	32
Total current derivative financial instrument assets	33	32
Current liabilities		
Trade and other payables		
Foreign exchange forward contracts	2	9
Total current derivative financial instrument liabilities	2	9

STEINHOFF INTERNATIONAL HOLDINGS N.V.
NOTES TO THE CONSOLIDATED FINANCIAL STATEMENTS
FOR THE PERIOD ENDED 30 SEPTEMBER 2019
continued

19. Financial risk management (continued)

19.2 Market Risk

19.2.1 Foreign currency risk

The Group's manufacturing and sourcing operating costs and expenses are principally incurred in Chinese yuan, Hungarian forint, Polish zloty, South African rand, UK pounds and US dollars. Its revenue is principally in Australian dollars, Euros, Polish zloty, South African rand, Swiss franc, UK pounds and US dollars. The Group's business model is based on the strategy of locating production in, and sourcing materials from, emerging low-cost economies and supplying finished products into developed economies.

It is Group policy to hedge exposure to cash and future contracted transactions in foreign currencies for a range of forward periods, but not to hedge exposure for the translation of reported profits or reported assets and liabilities.

Differences resulting from the translation of subsidiary financial statements into the Group's presentation currency are not taken into consideration.

The carrying amounts of the Group's material foreign currency denominated monetary assets and liabilities (excluding intragroup loan balances) that will have an impact on profit or loss when exchange rates change, at Reporting Date, are as follows:

	Euros €m	US dollars €m
30 September 2019		
Trade and other receivables (financial assets excluding financial derivatives)	4	3
Cash and cash equivalents	79	22
Current borrowings	(34)	(3)
Trade and other payables (financial liabilities excluding financial derivatives)	(9)	(80)
Non-current borrowings ¹	(472)	–
Pre-derivative position	(432)	(58)
Derivative effect	–	28
Open position	(432)	(30)
30 September 2018		
Trade and other receivables (financial assets excluding financial derivatives)	29	1
Cash and cash equivalents	32	38
Current borrowings ²	(4)	(1 296)
Trade and other payables (financial liabilities excluding financial derivatives)	(28)	(143)
Non-current borrowings	(11)	(40)
Pre-derivative position	18	(1 440)
Derivative effect	–	9
Open position	18	(1 431)

¹ The Euro denominated non-current borrowings relate to the Pepco Group facility which was refinanced in December 2018 with a new term loan facility, refer to note 16.6. Pepco Group's functional currency is Poland zloty.

² The prior year borrowings denominated in US dollars was part of the financial restructure and implementation of CVA, refer to note 16.6. This facility is converted to Euros on the restructure which is also the functional currency of SEAG and SFHG.

STEINHOFF INTERNATIONAL HOLDINGS N.V.
NOTES TO THE CONSOLIDATED FINANCIAL STATEMENTS
FOR THE PERIOD ENDED 30 SEPTEMBER 2019
continued

19. Financial risk management (continued)

19.2 Market Risk (continued)

19.2.1 Foreign currency risk (continued)

The following significant exchange rates were applied during the Reporting Period and were used in calculating sensitivities:

	Forecast rate ¹	Forecast rate ¹	Reporting date spot rate	Reporting date spot rate
	30 September 2020	30 September 2019	30 September 2019	30 September 2018
<i>Euro</i>				
UK pound	0.8000	0.8976	0.8857	0.8873
US dollar	1.2000	1.2547	1.0889	1.1576
Poland zloty	4.1000	n/a	4.2444	4.2774

¹ The forecast rates represent a weighting of foreign currency rates forecasted by the major banks that the Group transacts with regularly. These rates are not necessarily management's expectations of currency movements.

Sensitivity analysis

The table below indicates the Group's sensitivity at period-end to the movements in the major currencies that the Group is exposed to on its financial instruments. The percentages given below represent a weighting of foreign currency rates forecasted by the major banks that the Group transacts with regularly. This analysis assumes that all other variables, in particular interest rates, remain constant. The analysis was performed on the same basis for 2018.

The impact on the reported numbers, using the forecast rates as opposed to the Reporting Date spot rates, is set out below.

	30 September 2019 €m	30 September 2018 €m
Through profit/(loss)		
British pound strengthening by 9.7% (2018: weakening by 1.2%) to the euro	2	-
US dollar weakening by 10.2% (2018: weakening by 8.4%) to the euro	3	120
Poland zloty strengthening by 3.4%	(15)	n/a

If the foreign currencies were to weaken/strengthen against the euro, by the same percentages as set out in the table above, it would have an equal, but opposite, effect on profit or loss.

Changes in the fair value of forward exchange contracts of economically hedged monetary assets and liabilities in foreign currencies and for which no hedge accounting is applied, are recognised in profit or loss.

STEINHOFF INTERNATIONAL HOLDINGS N.V.
NOTES TO THE CONSOLIDATED FINANCIAL STATEMENTS
FOR THE PERIOD ENDED 30 SEPTEMBER 2019
continued

19. Financial risk management (continued)

19.2 Market Risk (continued)

19.2.2 Cash flow and fair value interest rate risk

The Group's borrowings and receivables are carried at amortised cost.

The interest on the Group's central European debt (SEAG and SFHG) was cash paid until 30 June 2018. Subsequent to 30 June 2018 SEAG and SFHG stopped paying cash interest. Interest under the original loan agreements accrued on a number of facilities since this date. PIK interest on these facilities was accrued from 14 December 2018 at a fixed rate of 10% on all SFHG debt, and a fixed rate of 7.875% to 10.25% on all SEAG debt, compounded semi-annually. The table below represents the contractual interest rate profile at the Reporting Date.

The interest and related terms of the Group's borrowings are disclosed in note 16. As the majority of the Group's borrowings are at a fixed interest rate the cash flow risk is limited. The Group's borrowings are carried at amortised cost and therefore there is no fair value risk.

At the Reporting Date the interest rate profile of the Group's financial instruments was:

	Subject to interest rate movement						Total €m
	Variable EURIBOR €m	Variable JIBAR and SA prime €m	Variable LIBOR €m	Variable other €m	Fixed rate €m	Non- interest- bearing €m	
30 September 2019							
Non-current financial assets	–	7	–	–	6	328	341
Current financial assets	–	832	161	275	358	1 046	2 672
Non-current financial liabilities	(510)	(937)	(30)	(7)	(8 887)	–	(10 371)
Current financial liabilities	(42)	(107)	(3)	(3)	(370)	(2 425)	(2 950)
	(552)	(205)	128	265	(8 893)	(1 051)	(10 308)
30 September 2018							
Non-current financial assets	18	244	–	3	–	46	311
Current financial assets	29	420	268	329	314	1 141	2 501
Non-current financial liabilities	(139)	(964)	(34)	(44)	(601)	(244)	(2 026)
Current financial liabilities							
SEAG and SFHG*	(2 462)	–	(1 296)	(38)	(4 010)	(37)	(7 843)
OpCos	(22)	(55)	(37)	(33)	(397)	(2 392)	(2 936)
	(2 576)	(355)	(1 099)	217	(4 694)	(1 486)	(9 993)

STEINHOFF INTERNATIONAL HOLDINGS N.V.
NOTES TO THE CONSOLIDATED FINANCIAL STATEMENTS
FOR THE PERIOD ENDED 30 SEPTEMBER 2019
continued

19. Financial risk management (continued)

19.2 Market risk (continued)

19.2.2 Cash flow and fair value interest rate risk (continued)

	From continuing operations	
	Interest income €m	Interest expense €m
30 September 2019		
Financial assets at amortised cost	68	–
Financial liabilities not at fair value through profit or loss	–	1 085
	68	1 085
30 September 2018		
Financial assets at amortised cost	48	–
Financial liabilities not at fair value through profit or loss	–	646
	48	646

Amounts recognised in profit or loss and other comprehensive income

No material gains/(losses) were recognised in profit or loss and other comprehensive income in relation to interest rate swaps.

Sensitivity analysis

The Group is sensitive to movements in the EURIBOR, JIBAR, SA prime rates and LIBOR, which are the primary interest rates to which the Group is exposed.

The sensitivities calculated below are based on an increase of 100 basis points for each interest category.

	30 September 2019 €m	30 September 2017 €m
Through profit/(loss)		
EURIBOR – 100 basis point increase	(6)	(26)
JIBAR and SA prime – 100 basis point increase	(2)	(4)
LIBOR – 100 basis point increase	1	(11)

A 100 basis point decrease in the above rates would have had an equal, but opposite, effect on profit or loss.

19.2.3 Other price risks

The Group is exposed to other price risks related to:

Brait share price – impact on loan receivable

The Brait listed share price was used to determine the recoverability of a loan granted. This loan was settled during January 2019 as part of the Campion settlement. The Brait shares were sold for €37 million leading to a combined pre-tax impairment and loss on disposal in 2019 of €20 million (€17 million fair value adjustment on loan and €3 million loss on sale). Refer to note 4.2.2 (a).

STEINHOFF INTERNATIONAL HOLDINGS N.V.
NOTES TO THE CONSOLIDATED FINANCIAL STATEMENTS
FOR THE PERIOD ENDED 30 SEPTEMBER 2019
continued

19. Financial risk management *(continued)*

19.3 Credit risk

The Group's concentration of credit risk is assessed as low as its underlying investments are predominantly cash retailers. Potential concentration of credit risk consists principally of short-term cash and cash equivalent investments, trade and other receivables, and loans receivable. The Group deposits short-term cash surpluses with major banks of quality credit standing. Trade receivables comprise a large and widespread customer base and Group companies perform ongoing credit evaluations on the financial condition of their customers, and appropriate use is made of credit guarantee insurance. At 30 September 2019, the Group did not consider there to be any significant concentration of credit risk which had not been adequately provided for. The amounts presented in the statement of financial position are net of provisions for bad debts, estimated by the Group companies' management based on prior experience and the current economic environment.

The carrying amounts of financial assets represent the maximum credit exposure.

The maximum exposure to credit risk at the Reporting Date without taking account of the value of any collateral obtained was:

	Notes	30 September 2019 €m	30 September 2018 €m
Non-current financial assets			
Trade and other receivables	12.1	9	–
Other financial assets	11	332	311
Current financial assets			
Trade and other receivables ¹	12.1	699	936
Other financial assets	11	178	261
Cash and cash equivalents	15	1 795	1 275
		3 013	2 783
Instalment sale and loan receivables ¹		378	155

¹ Included in the trade and other receivables balance are instalment sale and loan receivables. These have been analysed separately, due to the different credit risk relating to these books.

19.3.1 Credit risk modelling applied to financial assets at amortised cost

The Group financial assets measured at amortised cost are subject to impairment under the Expected Credit Loss ("ECL") model. The inputs, assumptions and estimation techniques used in measuring ECL are explained below.

Measurement of ECL in terms of the general model for impairment

ECLs are measured on either a 12-month or lifetime basis depending on whether a significant increase in credit risk has occurred since initial recognition or whether an asset is considered to be credit-impaired. ECLs are the discounted value of the Probability of Default ("PD") and Exposure at Default ("EAD"), of which PD represents the likelihood of a counterparty defaulting on its financial obligation, either over 12 months ("12-month PD") or over the remaining lifetime ("lifetime PD") of the obligation. EAD is based on the amounts the Group expects to be owed at the time of default over the next 12 months ("12-month EAD") or over the remaining lifetime ("lifetime EAD"). The Group calculates Loss Given Default ("LGD") as discounted EAD.

These three components are multiplied together, which effectively calculates the ECL. The ECL is then discounted back to the reporting date, using the original effective interest rate, and aggregated. ECL is a probability weighted outcome.

The 12-month and lifetime EADs are determined based on the probability of default, which varies by type of financial asset.

The Group considers the probability of default on initial recognition of its financial asset measured at amortised cost and whether there has been a Significant Increase in Risk ("SICR") on an ongoing basis throughout each reporting period. To assess whether there is a SICR, the Group compares the risk of a default occurring on these asset as at the reporting date with the risk of default as at the date of initial recognition. The criteria used to identify an SICR are monitored and reviewed periodically for appropriateness by the credit risk team (refer to significant judgements and estimates for the Group's significant judgement exercised in assessing the SICR). Receivables with a significant financing component are grouped into stage 1, 2 and 3 as described below:

Stage 1: On recognition of financial assets, the group recognises a loss allowance based on 12 months ECLs.

Stage 2: When there is an indication that the financial assets has an SICR since origination, the group records a loss allowance for the lifetime ECLs.

STEINHOFF INTERNATIONAL HOLDINGS N.V.
 NOTES TO THE CONSOLIDATED FINANCIAL STATEMENTS
 FOR THE PERIOD ENDED 30 SEPTEMBER 2019
continued

19. Financial risk management (continued)

19.3 Credit risk (continued)

19.3.1 Credit risk modelling applied to financial assets at amortised cost (continued)

Measurement of ECL in terms of the general model for impairment (continued)

Stage 3: Financial assets are considered to be credit-impaired. Financial assets are considered to be credit-impaired when one of more events that have an unfavourable impact on its estimated future cash flows have occurred. The Group records a loss allowance for the lifetime ECLs.

Regardless of the analysis above, a significant increase in credit risk is presumed if a debtor is more than 30 days past due in making a contractual payment.

Default and credit-impaired assets

A default on a financial asset is when the counterparty fails to make contractual payments within 90 days of when they fall due.

Criteria used for credit-impaired accounts	
Loans to customers	Debt review accounts and non-performing accounts. As a backstop for all other customers, customers with three consecutive unpaid instalments.
Instalment sale agreements	Suspected fraud on a loan and loans exceeding maturity date. As a backstop for all other customers, customers with three consecutive unpaid instalments.
Credit sales through store cards	Three consecutive unpaid instalments/90 days in arrears.

A credit-impaired account will cure when the customer does not meet the criteria for being a credit-impaired account. For a customer to cure, a significant improvement in the customer's payment behaviour is required.

Curing occurs in the following instances	
Loans to customers	Customers with rescheduled loans are deemed to be rehabilitated once they have made contractual payments for 12 months post rescheduling and are up to date with their amended contractual obligations. For all other customers to cure, the customer is required to make 12 months of clean payments.
Instalment sale agreements	Customers where the facility is 90 days in arrears will cure after the customer has settled arrears causing the 90 days arrears and have maintained less than 90 days arrears for three consecutive months.
Credit sales through store cards	Customer accounts will cure when three consecutive instalments are paid. Accounts in debt counselling will cure when the customer is deemed to no longer be under debt counselling in terms of the National Credit Act.

STEINHOFF INTERNATIONAL HOLDINGS N.V.
NOTES TO THE CONSOLIDATED FINANCIAL STATEMENTS
FOR THE PERIOD ENDED 30 SEPTEMBER 2019
continued

19. Financial risk management *(continued)*

19.3 Credit risk *(continued)*

19.3.1 Credit risk modelling applied to financial assets at amortised cost *(continued)*

Forward looking factors

The Group further considers available reasonable and supportive forwarding-looking information without undue cost or effort and for which significant judgements and estimates are applied.

Measurement of ECL in terms of the provision matrix

For short-term trade receivables, e.g. trade receivables without a significant financing component, the determination of forward looking economic scenarios may be less significant given that over the credit risk exposure period a significant change in economic conditions may be unlikely, and historical loss rates might be an appropriate basis for the estimate of expected future losses. The Group has elected to apply the provision matrix for trade receivables without a significant financing component and measures the impairment allowance at an amount equal to lifetime ECL. Lifetime ECL is assessed by applying the relevant loss rates to the trade receivable balance outstanding (i.e. a trade receivable age analysis). Due to the diversity of the Group's customer base, the Group used appropriate groupings if the historical credit loss experience showed significantly different loss patterns for different customer segments.

Write-off policy

Financial assets are written off when there is no reasonable expectation of recovery of the receivable or part thereof. The write-off periods differ for each type of financing the Group offers to their respective clients and are detailed in the significant judgements and estimates note. Where these financial assets have been written off, the Group continues to engage in enforcement activity to attempt to recover the receivable due. Subsequent recoveries made are recognised in profit or loss.

ECLs for the different financial assets at amortised cost within the Group

Other financial assets

Investments and loans consist of unlisted preference shares in Lancaster 102 and interest-bearing and non-interest-bearing loans receivable (see note 11). The ECL on these investments and loans are measured using the general model based on 12-month ECLs as there was no significant increase in credit risk from initial recognition of these bonds.

The Group has assessed ECLs based on past events, current conditions and supportable forecasts, and economic conditions that affect the expected collectability of future cash flows at reporting date and has deemed the ECLs to be insignificant.

Instalment sale agreements

Instalment sale agreements relate to the credit purchases of goods by customers within the furniture, appliances and electronics operating segment (the majority of these borrowings are deemed to be secured) (refer to note 12 for more detail on the process of granting instalments to customers). The Group applies the general approach to calculating the ECL allowance for these balances as they are deemed to have a significant financing component.

Loans to customers

Loans to customers relates to unsecured loans granted to customers in South Africa for a period of three to 24 months up to the value of ZAR50 000 per loan granted (refer to note 12 for more detail on the process of granting loans to customers). The Group applies the general approach to calculating the ECL allowance for these balances as they are deemed to have a significant financing component.

STEINHOFF INTERNATIONAL HOLDINGS N.V.
 NOTES TO THE CONSOLIDATED FINANCIAL STATEMENTS
 FOR THE PERIOD ENDED 30 SEPTEMBER 2019
continued

19. Financial risk management *(continued)*

19.3 Credit risk *(continued)*

19.3.1 Credit risk modelling applied to financial assets at amortised cost *(continued)*

The loss allowance provision for the Group as at the Reporting Period is determined as follows:

	Notes	Performing (stage 1) €m	Under- performing (stage 2) €m	Non- performing (stage 3) €m	Total €m
Expected credit loss rate		10.91%	64.04%	95.18%	20.90%
Estimated gross carrying amount of default	12.1	321	34	24	378
12-month ECL		(35)	-	-	(35)
Lifetime ECL		-	(21)	(23)	(44)
Total ECL	12.1	(35)	(21)	(23)	(79)
Net carrying amount		286	12	1	299

The loss allowance provision for instalment sale agreements is reconciled to the opening loss allowance as follows:

	Performing (stage 1) €m	Under performing (stage 2) €m	Non- performing (stage 3) €m	Total €m
Balance at beginning of the period (calculated under IAS 39)	-	-	(23)	(23)
Amounts restated through opening retained earnings	(2)	(2)	-	(4)
Balance at beginning of the period (calculated under IFRS 9)	(2)	(2)	(23)	(27)
Provision raised	(34)	(20)	-	(54)
Amounts unused reversed	-	1	-	1
Exchange differences on consolidation of foreign operations	1	-	-	1
Balance at end of the period	(35)	(21)	(23)	(79)

STEINHOFF INTERNATIONAL HOLDINGS N.V.
NOTES TO THE CONSOLIDATED FINANCIAL STATEMENTS
FOR THE PERIOD ENDED 30 SEPTEMBER 2019
continued

19. Financial risk management (continued)

19.3 Credit risk (continued)

19.3.1 Credit risk modelling applied to financial assets at amortised cost (continued)

Trade receivables and other amounts due

The Group applies the simplified approach to calculating the ECL allowance for trade receivables that do not have a significant financing component. This approach permits the use of the lifetime ECL regardless of stage classification and is based on a provision matrix that incorporates historical credit losses as well as forward-looking information (2018: Provision for bad debts was calculated using the incurred losses approach under IAS 39).

Trade receivables are written off when the customer's outstanding balance has been outstanding for more than 120 days or 30 days in the case of cash on delivery customers.

The loss allowance provision for trade receivables is reconciled to the opening loss allowance as follows:

	Notes	30 September 2019 €m	30 September 2018 €m
Balance at beginning of the period (calculated under IAS 39)		(31)	(47)
Amounts restated through opening retained earnings		(1)	–
Balance at beginning of the period (calculated under IFRS 9)		(32)	(47)
Provision raised		(7)	(43)
Amounts unused reversed		3	5
Amounts used during the period		11	43
Net acquisition of subsidiaries and businesses		–	(3)
Disposal of subsidiaries		2	6
Reclassification to assets held-for-sale		(1)	7
Exchange differences on consolidation of foreign operations		2	1
Balance at end of the period	12.1	(22)	(31)

	Expected loss rate %	Gross carrying amount €m	Loss allowance provision €m
2019			
Provision matrix used in the calculation of ECL allowances:			
Current	7.8	128	(10)
More than 30 days past due	1.9	9	–
More than 60 days past due	4.5	9	–
More than 90 days past due	75.0	16	(12)
	13.58	162	(22)

	30 September 2018 €m
Ageing of trade and other receivables as required under IAS 39:	
Past due but not impaired	
Trade receivables	
Up to 3 months	72
3 to 6 months	24
	96

STEINHOFF INTERNATIONAL HOLDINGS N.V.
NOTES TO THE CONSOLIDATED FINANCIAL STATEMENTS
FOR THE PERIOD ENDED 30 SEPTEMBER 2019
continued

19. Financial risk management (continued)

19.4 Liquidity risk

Liquidity risk is the risk that an entity will encounter difficulty in meeting its obligations associated with financial liabilities. Liquidity risk arises because of the possibility that the entity could be required to pay its liabilities earlier than expected.

The significant liquidity risk faced by the Company and its operating entities during the 2019 Reporting Period remained. Refinancing activities were, and continue to be, actively pursued by the operational subsidiaries. The implementation of the CVA created an improvement in the liquidity risk faced by the Group due to the amendment of the maturity date for all external debt at Group level to 31 December 2021 as well as the introduction of accruing for interest rather than regular cash payment of such. The Group has disposed of several non-core assets in order to generate free cash flow and prevent debt default, and to enable it to settle ongoing payments to stakeholders, including financial creditors, suppliers and employees. The first repayment of the restructured debt has taken place during November 2019.

19.5 Capital risk management

The capital structure of the Group consists of debt, which includes the borrowings disclosed in note 16, cash and cash equivalents, and equity attributable to equity holders of the parent, comprising issued ordinary share capital, reserves and retained earnings as disclosed in the consolidated statement of changes in equity.

The capital risk faced by the Company and its operating entities during the 2019 Reporting Period remained substantial as bank credit facilities were severely diminished and/or withdrawn. The Company and Group's creditworthiness was materially affected. As a result, suppliers refused to extend credit and payment terms due to the withdrawal of credit insurance for the Group. Other supplier payment terms were shortened due to the uncertainty surrounding the Group's financial position. The implementation of the CVA has enabled the Group to start improving the management of capital risk.

The carrying amount of the loans payable in default as well as the terms are disclosed in note 16.

Distribution to shareholders	30 September 2019 Euro cents	30 September 2018 Euro cents
Cash dividend to ordinary shareholders		
No dividends were declared for the period ended 30 September 2019 (2018: Nil).	-	-
Distribution to SIN VH preference shareholders		
A preference dividend of 418.09 South African rand cents per share (2018: 427.42 South African rand cents per share) in respect of the period 1 July 2018 to 31 December 2018 (2018: 1 July 2017 to 31 December 2017) was paid on 29 April 2019 (2018: 23 July 2018) to those preference shareholders recorded in the books of the company at the close of business on 26 April 2019 (2018: 20 July 2018).	26.0	27.0
A preference dividend of 419.34 South African rand cents per share (2018: 424.06 South African rand cents per share) in respect of the period 1 January 2019 to 30 June 2019 (2018: 1 January 2018 to 30 June 2018) was paid on 14 October 2019 (2018: 20 August 2018) to those preference shareholders recorded in the books of the company at the close of business on 11 October 2019 (2018: 17 August 2018).	25.9	27.0

A solvency and liquidity test was performed by the board of directors prior to the declaration of all distributions based on information known and available at that time.

STEINHOFF INTERNATIONAL HOLDINGS N.V.
NOTES TO THE CONSOLIDATED FINANCIAL STATEMENTS
FOR THE PERIOD ENDED 30 SEPTEMBER 2019
continued

20. Employee benefits

	Notes	30 September 2019			30 September 2018		
		Current €m	Non-current €m	Total €m	Current €m	Non-current €m	Total €m
Leave obligations	20.1	35	–	35	49	–	49
Post-retirement medical benefits		6	–	6	3	1	4
Performance-based bonus accrual	20.3	52	66	118	69	5	74
Other ¹		12	4	16	22	44	66
Defined pension benefits	20.2						
Conforama France Pension Fund	33.1	2	67	69	–	52	52
Homestyle Pension Fund	33.1	–	(4)	(4)	–	4	4
Other ²		2	–	2	4	9	13
Total liability		109	133	242	147	115	262

¹ Included in other are provisions relating to a cash settled employee share scheme at a subsidiary level as well as 13th cheque or holiday pay and severance pay.

² Other defined pension benefits comprise immaterial pension funds within the Group, the majority of which relates to Conforama Italy.

20.1 Leave obligations

The leave obligations cover the Group's liability for annual leave.

The leave obligations relates to vesting leave pay to which employees may become entitled on leaving the employment of the Group. The accrual arises as employees render a service that increases their entitlement to future compensated leave and is calculated based on an employee's total cost of employment. The accrual is utilised when employees become entitled to and are paid for the accumulated leave or utilise compensated leave due to them. The majority of the provision is presented as current, since the Group does not have an unconditional right to defer settlement for any of these obligations. However, based on past experience, the Group does not expect all employees to take the full amount of accrued leave or require payment within the next 12 months. Leave that is expected to be taken or paid within the next 12 months amounted to €35 million (2018: €49 million).

Leave obligations to the amount of €12 million related to disposal groups and has been classified as held-for-sale. Refer to note 34.

20.2 Pension plans

Defined pension benefits

Various defined benefit plans are in operation throughout the Group with the Conforama France Pension Fund and the Homestyle Group comprising the most material plan assets and liabilities. The plan assets of the various defined benefit plans throughout the Group are held in administered trust funds separate from the Group's assets. Certain of the funds have surpluses, which have not been recognised as the employer is not entitled to any of the surpluses or unutilised reserves.

Conforama France Pension Fund

Under the scheme, the employees are entitled to retirement benefits based on final salary on attainment of retirement age (or earlier withdrawal or death) and the number of years worked for Conforama. No other post-retirement benefits are provided.

The present value of funded obligations at the Reporting Date amounted to €66 million (2018: €52 million). There are no plan assets in this fund.

The fund was valued on 30 September 2019, which is in line with Group policies. There are 7 104 (30 September 2018: 7 872) employees currently covered by the fund.

STEINHOFF INTERNATIONAL HOLDINGS N.V.
NOTES TO THE CONSOLIDATED FINANCIAL STATEMENTS
FOR THE PERIOD ENDED 30 SEPTEMBER 2019
continued

20. Employee benefits (continued)

20.2 Pension plans (continued)

Homestyle Pension Fund

Under the scheme, the employees are entitled to retirement benefits based on final salary on attainment of retirement age (or earlier withdrawal or death) and the number of years worked for Homestyle. No other post-retirement benefits are provided.

The present value of funded obligations at period-end amounted to €85 million (2018: €76 million) and the fair value of the plan asset amounted to €89 million (2018: €72 million).

The fund was valued on 30 September 2019, which is in line with Group policies. The scheme was closed to new entrants.

Refer to note 33 for more detail regarding the present value of the pension fund.

Defined contribution plans

The Group also operates a number of defined contribution plans which receive fixed contributions from Group companies. The Group's legal or constructive obligation for these plans is limited to the contributions. The expense recognised in the 2019 Reporting Period in relation to these contributions was €19 million (2018: €27 million).

20.3 Performance-based bonus accrual

The performance bonus payable is calculated by applying a specific formula based on the employee's achievement of performance targets. The Group has a constructive obligation to pay the performance bonus once the performance bonuses have been approved by management. As the approval by management takes place after the Reporting Period, an amount is accrued based on a probability of the employee having achieved their performance targets and the amount is estimated based on the relative bonus structures in place. The payment of such performance bonus is conditional upon the continuing employment of the employee. Any amounts not approved by management or upon termination of employment are reversed in the subsequent periods.

	30 September 2019 €m	30 September 2018 €m
Balance at the beginning of the period	74	75
Accrual raised	121	36
Amounts unused reversed	(44)	(4)
Amounts utilised	(35)	(13)
Derecognition of subsidiaries	(4)	–
Exchange differences on consolidation of foreign operations	(1)	1
Reclassification to assets held-for-sale	(2)	(21)
Reclassification from accruals	9	–
Balance at the end of the period	118	74

STEINHOFF INTERNATIONAL HOLDINGS N.V.
NOTES TO THE CONSOLIDATED FINANCIAL STATEMENTS
FOR THE PERIOD ENDED 30 SEPTEMBER 2019
continued

21. Provisions

ACCOUNTING POLICY:

Provisions

Provisions (except for contingent liabilities recognised in terms of IFRS 3) are recognised when the Group has a present legal or constructive obligation as a result of past events, it is probable that an outflow of resources will be required to settle the obligation and the amount can be reliably estimated. Provisions are not recognised for future operating losses.

Where there are a number of similar obligations, the likelihood that an outflow will be required in settlement is determined by considering the class of obligations as a whole. A provision is recognised even if the likelihood of an outflow with respect to any one item included in the same class of obligations may be small.

Provisions are measured at the present value of management's best estimate of the expenditure required to settle the present obligation at the end of the Reporting Period. The discount rate used to determine the present value is a pre-tax rate that reflects current market assessments of the time value of money and the risks specific to the liability. The increase in the provision due to the passage of time is recognised as interest expense.

	Notes	30 September 2019			30 September 2018		
		Current €m	Non-current €m	Total €m	Current €m	Non-current €m	Total €m
Dilapidation, onerous lease and onerous contract provisions	21.1	128	5	133	133	68	201
Restructuring	21.5	130	55	185	–	–	–
Warranty provisions	21.2	11	19	30	8	24	32
Legal claims	21.3	15	–	15	15	61	76
Contingent liability	21.4	2	23	25	2	29	31
Other	21.6	4	16	20	17	–	17
		290	118	408	175	182	357

Movement in provisions

	Dilapidation, onerous lease and onerous contract provisions €m	Restructuring €m	Warranty provisions €m	Legal provisions €m	Contingent liability €m	Other €m	Total €m
Balance at 1 October 2017	417	–	60	92	46	88	703
Provision raised	53	–	24	2	–	87	166
Amounts unused reversed	(55)	–	–	–	–	(39)	(94)
Amounts utilised	(71)	–	(27)	(4)	(15)	(68)	(185)
Derecognition of subsidiaries	(1)	–	(3)	–	–	(7)	(11)
Reclassification	5	–	–	–	–	(5)	–
Reclassification to liabilities held-for-sale (note 34)	(149)	–	(21)	(15)	–	(36)	(221)
Exchange differences on consolidation of foreign operations	2	–	(1)	1	–	(3)	(1)
Balance at 30 September 2018	201	–	32	76	31	17	357
Provision raised	9	217	18	–	–	15	259
Amounts unused reversed	(10)	–	–	–	(6)	(8)	(24)
Amounts utilised	(25)	(32)	(17)	(61)	–	–	(135)
Reclassification to liabilities held-for-sale (note 34)	(42)	–	(3)	–	–	(4)	(49)
Exchange differences on consolidation of foreign operations	–	–	–	–	–	–	–
Balance at 30 September 2019	133	185	30	15	25	20	408

STEINHOFF INTERNATIONAL HOLDINGS N.V.
NOTES TO THE CONSOLIDATED FINANCIAL STATEMENTS
FOR THE PERIOD ENDED 30 SEPTEMBER 2019
continued

21. Provisions *(continued)*

21.1 Dilapidation, onerous lease and onerous contract provisions

A contract is considered onerous when the unavoidable costs of meeting the obligations under the contract exceed the economic benefits expected to be received under it. The unavoidable costs under a contract reflect the least net cost of exiting from the contract, which is the lower of the cost of fulfilling it and any compensation or penalties arising from failure to fulfil it. Before a separate provision for an onerous contract is established, any impairment loss that has occurred on assets dedicated to that contract is recognised.

This includes:

- Provision for dilapidation of buildings occupied by the Group and provision for long-term leases containing onerous provisions or terms (in comparison with average terms and conditions of leases); and
- Provision for unfavourable legally binding contracts where the terms of the contract are unfavourable, based on market-related rates. This balance consists largely of a provision for onerous leases by Poundland of €75 million and Greenlit Brands of €25 million.

21.2 Warranty provisions

The warranty provision represents management's best estimate, based on past experience, of the Group's liability under warranties granted on products sold. These claims are expected to be settled within the next 12 months.

21.3 Legal provisions

An agreement was reached during the 2019 Reporting Period with the Pohlmann family with regard to a dispute originating from the 2015 sale of their interest in LiVest GmbH, the holding company for POCO at the time. The provision recognised in the 2017 Reporting Period has therefore been released.

The participation rights of Seifert in Conforama are part of ongoing lawsuits and are still subject to uncertainty. On the basis of information available and actions taken to date, management concluded that a liability should be attributed to Seifert from the date of termination. A payment of €147 million was made by the Group for Seifert's interest in December 2016, which was based on an independent valuation of an interest of 23.6% which reduced the financial liability.

21.4 Contingent liabilities raised on business combinations

IFRS 3 requires certain contingent liabilities of the acquiree to be recognised and measured in a business combination at acquisition date fair value. Therefore, contrary to IAS 37: *Provision, Contingent Liabilities and Contingent Assets*, the acquirer recognises a contingent liability assumed in a business combination at the acquisition date even if it is not probable that an outflow of economic benefits will be required to settle the obligation. This provision includes amounts for possible supplier settlements, customer claims and legal disputes.

21.5 Restructuring

On 2 July 2019, Conforama announced a restructuring plan for the removal of 1,900 positions (out of 8,229 employees on permanent contracts on June 1, 2019), as well as the closure of 32 Conforama stores and that of 10 Maison Dépôt stores, citing heavy losses. Conforama France incurred operating losses of €500 million in six years.

Key elements included in the restructuring cost are the French restructuring (€194 million), Maison Dépôt restructuring costs (€15 million) and financing and advisory fees associated with the financial restructuring (€20 million). The French restructuring costs include all severance costs, 100% of expected costs to break existing store leases, and the expected costs of dilapidations (renovating and returning stores to their previous state). The total excludes any future expected income arising from the sale of any stores. The restructure will take 18 to 24 months to complete with the closure occurring in the first half of 2020.

21.6 Other provisions

Other provisions include all amounts where there is a present obligation as a result of a past event and it is probable that an outflow of economic benefits will be required to settle the obligation. Provisions are measured at the present value of the expenditures expected to be required to settle the obligation using a pre-tax rate that reflects current market assessments of the time value of money and the risks specific to the obligation.

STEINHOFF INTERNATIONAL HOLDINGS N.V.
NOTES TO THE CONSOLIDATED FINANCIAL STATEMENTS
FOR THE PERIOD ENDED 30 SEPTEMBER 2019
continued

22. Commitments and contingencies

	30 September 2019 €m	30 September 2018 €m
22.1 Capital expenditure		
Significant capital expenditure contracted for at the end of the Reporting Period but not recognised as liabilities is as follows:		
Contracts for capital expenditure authorised	66	57
Capital expenditure authorised but not contracted for	25	27
Capital expenditure will be financed from cash and existing loan facilities.		
22.2 Non-cancellable operating leases		
The Group leases various offices, warehouses and retail stores under non-cancellable operating leases mostly expiring within one to ten years. The leases have varying terms, escalation clauses and renewal rights. On renewal, the terms of the leases are renegotiated. Excess warehouse space is sub-let to third parties also under non-cancellable operating leases.		
Commitments for minimum lease payments in relation to non-cancellable operating leases of continuing operations are payable as follows:		
Next year	743	796
Within two to five years	1 730	1 823
Thereafter	751	695
Total	3 224	3 314

Balances denominated in currencies other than euro were converted at the closing rates of exchange ruling at 30 September 2019 and 30 September 2018.

The majority of the property operating leases relate to retail stores from which the Group trades.

Rental expense from continuing operations recognised in profit or loss during the Reporting Period relating to operating leases amounted to €877 million (2018: €835 million). Refer to note 4.3.6.

Non-cancellable operating lease commitments have not been discounted.

STEINHOFF INTERNATIONAL HOLDINGS N.V.
NOTES TO THE CONSOLIDATED FINANCIAL STATEMENTS
FOR THE PERIOD ENDED 30 SEPTEMBER 2019
continued

22. Commitments and contingencies *(continued)*

22.3 Contingent liabilities and other litigation

Taxation

There is uncertainty regarding future taxes as a result of the impact of the alleged accounting irregularities as well as a number of ongoing tax audits and investigations. Details are provided in note 6.

Legal claims

The contractual claims discussed below were received by the relevant parties during and after the 2018 and 2019 Reporting Periods. They are all being defended. As these claims are based on the claimants' view that the financial reports provided to them were misleading, it is deemed that the claims received after the Reporting Period are, in terms of IAS 10, adjusting events. The base currency of the claims has been converted to the reporting currency by using the average exchange rates of the 2019 Reporting Period.

No provisions have been made for these claims as it is not yet possible to determine the timing and outflow, if any, relating to these claims.

Tekkie Claimants v Steinhoff N.V. and Town Investments

- AJVH Holdings Proprietary Limited, Full Team Sure Trade Proprietary Limited, Aquilam Holdings Proprietary Limited, Liber Decimus Proprietary Limited and Xando Trade and Invest 327 Proprietary Limited ("Tekkie Claimants") have instituted a claim against Steinhoff N.V. and Town Investments based on a written contract entered into between the parties on 29 August 2016 whereby Steinhoff N.V. purchased all the ordinary shares held in Tekkie Town for a purchase price of ZAR3.3 billion (€199 million) discharged by the allotment and issuing of 43 million Steinhoff shares. The Tekkie Claimants allege that they entered into the contract based on false and misleading representations made by Steinhoff N.V. and Markus Jooste and claim a return of the Tekkie Town equity and business, alternatively a damages payment of approximately ZAR1.85 billion (€112 million). Pleadings have closed. ("the first action")
- The Tekkie Claimants have also instituted a claim against Pepkor, in relation to contractual earn-out payments of up to ZAR890 million (€54 million). Pepkor denies liability and is defending the action that has been instituted by the sellers ("the second action").
- The Tekkie Claimants have recently sought to consolidate the first and second actions, join the Pepkor Holdings Limited, Pepkor Speciality Proprietary Limited and Tekkie Town Proprietary Limited (the "Pepkor Parties") to the first action and effect certain amendments to the pleadings in the first action. The Pepkor parties have opposed such joinder.

Thibault Claimants v Steinhoff N.V. and SIHPL

- Thibault and Upington (subsequently substituted by Titan) ("Thibault Claimants") have instituted a claim against Steinhoff N.V. and SIHPL on 26 April 2018 for the cancellation of subscription agreements based on alleged misrepresentation and restitution as follows:
 - i) contractual claim by the Thibault claimants against SIHPL for an amount of ZAR34.7 billion (€2.1 billion) based on the subscription agreement entered into between the parties on 25 November 2014, in terms of which Thibault subscribed for 609 million ordinary shares in SIHPL.
 - ii) a claim by Thibault against Steinhoff N.V. for restitution of the assets distributed by SIHPL to Steinhoff N.V. in terms of the scheme of arrangement; and
 - iii) a claim of damages by Upington, in the amount of €1.59 billion based on subscription agreements whereby Upington subscribed for a combined total of 314 million Steinhoff shares for €1.59 billion. Upington was replaced by Titan as claimant after selling and ceding its claims to Titan. During July 2019, Conservatorium Holdings LLC, the legal successor in title to Upington's lenders ("Conservatorium") was granted leave, through Dutch legal proceedings, to levy a prejudgment attachment on Upington's claims against Steinhoff N.V. and SIHPL. As such, in March 2020 Conservatorium initiated intervention proceedings in the High Court of South Africa, for Conservatorium and Upington to be named as plaintiffs in the proceedings. Proceedings are ongoing.

After the Reporting Period, a letter of demand was issued by Newco 2A to Titan dated 22 October 2019. Subsequently, a claim was instituted by Titan on 28 October 2019 against SFHG and Newco 2A for €200 million in response to the Titan letter of demand. SFHG and Newco 2A has defended the action and has raised jurisdictional points. It is management's view that the Titan receivable remains recoverable. Pleadings have closed.

STEINHOFF INTERNATIONAL HOLDINGS N.V.
NOTES TO THE CONSOLIDATED FINANCIAL STATEMENTS
FOR THE PERIOD ENDED 30 SEPTEMBER 2019
continued

22. Commitments and contingencies *(continued)*

22.3 Contingent liabilities and other litigation *(continued)*

Legal claims *(continued)*

Titan v SFHG and Newco 2A

- After the 2019 Reporting Period, a letter of demand was issued by Newco 2A to Titan dated 22 October 2019 as a result of the failure by Titan to make repayment in accordance with the terms of the Titan Receivable Settlement. Subsequently, on 28 October 2019 Titan initiated a claim against SFHG and Newco 2A for €200 million in response to letter of demand. SFHG and Newco 2A have appearances defended the action and has raised jurisdictional points. It is management's view that the Titan receivable remains recoverable. Proceedings are ongoing.

GT Ferreira Claimants v Steinhoff N.V. and SIHPL

- GT Ferreira and the trustees of Tokara BEE Trust and the Tokara Employees Trust ("GT Ferreira Claimants") have instituted a claim on 1 June 2018 against Steinhoff N.V. and SIHPL, to have certain share swap agreements, entered into between the parties on or about 25 June 2015, declared void ab initio, alternatively declaring that such swap agreements were lawfully cancelled by the GT Ferreira Claimants on 10 May 2018 and ordering SIHPL to return to the GT Ferreira Claimants the PSG shares that formed part of the swap agreement, alternatively ordering SIHPL to pay the applicants the value of such PSG shares being in total ZAR1.17 billion (€71 million). Proceedings are ongoing.

Wiesfam v Steinhoff N.V. and SIHPL

- Wiesfam Trust Proprietary Limited ("Wiesfam") has instituted a claim against Steinhoff N.V. and SIHPL on 26 April 2018 for the cancellation of subscription agreements based on alleged misrepresentation and restitution as follows:
 - i) a contractual claim by Wiesfam against SIHPL for the return of 15.5 million PSG shares, alternatively payment of the amount of ZAR3.4 billion (€205 million) as damages. The claim is based on an oral share issue agreement entered into between the parties on 15 December 2011, in terms of which Wiesfam subscribed for 29.7 million ordinary shares in SIHPL for a consideration of 15.5 million PSG shares. Wiesfam alleges that it was induced to enter into the share issue agreement based on certain fraudulent and/or negligent misrepresentations and non-disclosures made by SIHPL through Markus Jooste.
 - ii) claim by Wiesfam against Steinhoff N.V. for restitution of the assets distributed by SIHPL to Steinhoff N.V. in terms of the scheme of arrangement.

Proceedings are ongoing.

Le Toit v Steinhoff N.V., SIHPL and SINVH

- The Trustees of Le Toit trust ("Le Toit") have instituted a claim on 31 August 2018 against SIHPL, Steinhoff N.V., SINVH, Markus Jooste and Ben la Grange, for the cancellation of share exchange agreements, based on alleged misrepresentations, and claims for damages against the defendants for payment of the amount of ZAR740 million (€45 million).

The claims are based on written share exchange agreements entered into between SIHPL and Le Toit on 24 June 2015, in terms of which SIHPL swapped 10.2 million ordinary shares in SIHPL for 3.8 million PSG shares. Proceedings are ongoing.

Enrico De Villiers Greyling v SIHPL

- On 15 February 2019, Enrico De Villiers Greyling ("Greyling") instituted a claim against SIHPL for the return of 500 000 shares in PSG, valued at ZAR196.18 per share, in exchange for 1.3 million Steinhoff shares issued to him in terms of an exchange agreement entered into on or about 24 June 2015 (initially for shares in SIHPL which were converted at listing of Steinhoff N.V.) which Greyling now seeks to cancel on the basis of alleged misrepresentation. There is no alternative claim for damages. Greyling seeks restitution of 500 000 PSG shares in exchange for 1.3 million Steinhoff shares. Proceedings are ongoing.

Cronje & Others v SIHPL

- On 29 March 2019 the Plaintiffs (Charl Cronjé, Jacobus du Toit, Annamie Hansen, Leon Lourens, Estelle Morkel, Jacobus Pienaar, Johan van Rooyen, Johan Wasserfall), all members of the management teams of Pepkor Africa and who held shares in this company on that basis, instituted proceedings against SIHPL for ZAR450 million (€27 million) arising out of separate share exchange agreements entered into by them with SIHPL, in terms of which each of them exchanged his or her shares in Pepkor Africa for shares in SIHPL. Later, the plaintiffs became shareholder of Steinhoff N.V. through the Scheme of Arrangement.

STEINHOFF INTERNATIONAL HOLDINGS N.V.
NOTES TO THE CONSOLIDATED FINANCIAL STATEMENTS
FOR THE PERIOD ENDED 30 SEPTEMBER 2019
continued

22. Commitments and contingencies *(continued)*

22.3 Contingent liabilities and other litigation *(continued)*

Legal claims *(continued)*

Lancaster 101 v Steinhoff N.V.

- On 18 April 2019, Lancaster 101 instituted proceedings against Steinhoff N.V. in the Western Cape High Court for the following claims relief flowing from the conclusion of a subscription agreement entered into between the litigants, and a sale agreement concluded by Lancaster 101, as well as losses allegedly sustained pursuant to the conclusion of a loan agreement entered into, to fund the sale:
 - i) Lancaster 101 claims rescission of the subscription agreement on the basis of alleged misrepresentation in the Group's 2015 Consolidated Financial Statements. Lancaster 101 seeks payment of ZAR4.6 billion (€278 million) against delivery of 60 million Steinhoff shares. Alternatively, Lancaster 101 claims loss on the basis of alleged misrepresentation of the true value of the subscription shares, which it alleges to be ZAR1.00 per share. Lancaster 101 seeks a damages payment of ZAR4.5 billion (€272 million) being the subscription price less what Lancaster 101 alleges to be the true value of the subscription shares;
 - ii) Lancaster 101 claims that but for the alleged misrepresentations in the Group's 2015 Consolidated Financial Statements, it would not have entered into the sale agreement. Lancaster 101 seeks payment of ZAR5.0 billion (€302 million) being the sale price less what Lancaster 101 alleges to be the true value of the subscription shares; and
 - iii) Lancaster 101 claims that but for the alleged misrepresentations in Group's 2015 Consolidated Financial Statements, it would not have entered into the loan agreement. Lancaster 101 also seeks payment of ZAR2.1 billion (€127 million) being finance charges payable on the relevant loan amount to February 2019.

Proceedings are ongoing. In addition, on 16 September 2019, an urgent application was also initiated by Lancaster 101 for the relief in (i) above. The urgency limb of the application was struck from the Court list, but the substantive application is ongoing.

HLSW and LSW v AIH

- HLSW GmbH ("HLSW") an entity owned and/or controlled by Seifert filed a complaint in terms of which HLSW requests, inter alia, the transfer of a 50% shareholding in AIH Investment Holding GmbH ("AIH") to it. The Group is contesting the relief sought by HLSW in its entirety. No witnesses have been heard thus far and the presiding judge has stated that he would interrupt these proceedings until June 2019 to await the further taking of testimony in the Loan Proceedings referred to below.

LSW GmbH ("LSW"), owned and/or controlled by Seifert have filed a further complaint against AIH and SEAG with LSW requesting the repayment of a loan granted to SEAG and AIH in the amount of €299.9 million and interest in the amount of €29.4 million ("the Loan Proceedings"). SEAG and AIH have filed an answer to the complaint and contested the relief requested by LSW in its entirety. In addition, LSW requested solely from SEAG financing costs in the amount of €58.9 million as well as default interest on the amount of €388.3 million at a rate of 5.14% per annum above the 6-months-EURIBOR since 12 October 2015. LSW initially demanded €388.3 million plus interest and the costs of the proceedings from SEAG and €329.3 million plus costs of the proceedings from AIH.

On 21 December 2016, LSW received an amount of €146.7 million from Steinhoff entities. LSW reduced its claim on 17 February 2017 to €265.4 million (plus interest at a rate of 5.14% per annum above the 6-months-EURIBOR from 22 December 2016) vis-à-vis SEAG and €249.2 million vis-à-vis AIH, plus costs of the proceedings from both parties.

On 20 July 2018 and again on 20 September 2018, LSW filed for a preliminary injunction against SEAG and AIH in order to secure its claim arising from the Loan Proceedings. The competent judge of the Loan Proceedings rejected LSW's application(s) for a preliminary injunction on all alleged grounds with his decision dated 1 October 2018.

The Loan Proceedings are ongoing and SEAG and AIH continue to oppose the relief sought by LSW. LSW, the judge limited the scope of the proceedings and in HLSW, the judge postponed the next hearings to the beginning of 2020 at the earliest, as a result of the ongoing evidence in the LSW matter. Refer to note 21.3 for legal provision raised.

Hamilton vs Steinhoff N.V. and SIHPL

- In proceedings initiated before the District Court of Amsterdam, Hamilton is seeking declaratory relief and damages flowing from the assertion that Steinhoff N.V. and SIHPL together with the other named parties, allegedly misrepresented their financial position causing the relevant shareholders damage. Steinhoff N.V. filed a submission with preliminary motions and on applicable law in March 2020. On 26 June 2020, Hamilton initiated separate proceedings in the Western Cape High Court claiming damages of ZAR14 billion (€855 million) plus interest.

STEINHOFF INTERNATIONAL HOLDINGS N.V.
NOTES TO THE CONSOLIDATED FINANCIAL STATEMENTS
FOR THE PERIOD ENDED 30 SEPTEMBER 2019
continued

22. Commitments and contingencies *(continued)*

22.3 Contingent liabilities and other litigation *(continued)*

Legal claims *(continued)*

Michael John Morris vs SIHPL

- Morris instituted action proceedings in December 2019 for ZAR69.4 million (€4 million) claiming damages allegedly sustained flowing from alleged misrepresentations in published financial statements, which allegedly led to Morris' loss.

Paul Ronald Potter vs SIHPL

- Potter instituted action proceedings in December 2019 for ZAR69.4 million (€4 million) claiming damages allegedly sustained flowing from alleged misrepresentations in published financial statements, which allegedly led to Potter's loss.

Francois Johan Malan vs SIHPL

- Malan instituted action proceedings in June 2020 claiming damages in the amount of ZAR13.2 million (€0.8 million) arising from alleged misrepresentations in published financial statements.

Peter Andrew Berry vs SIHPL

- Berry instituted action proceedings in June 2020 claiming damages in the amount of ZAR92.3 million (€5.6 million) arising from alleged misrepresentations in published financial statements.

Andre Frederick Botha vs SIHPL

- Botha instituted action proceedings in June 2020 claiming damages in the amount of ZAR13.2 million (€0.8 million) arising from alleged misrepresentations in published financial statements.

Warren Wendell Steyn vs SIHPL

- Steyn instituted action proceedings in June 2020 claiming damages in the amount of ZAR13.2 million (€0.8 million) arising from alleged misrepresentations in published financial statements.

Conservatorium Holdings LLC vs SIHPL, Steinhoff N.V. and 5 Others

- On 15 May 2020, Conservatorium Holdings LLC ("Conservatorium") initiated action proceedings in South Africa against SIHPL, Steinhoff N.V., Thibault Square Financial Services Proprietary Limited ("Thibault"), Titan Premier Investments Proprietary Limited ("Titan"), Titan Group Investments Proprietary Limited, Christoffel Hendrik Wiese and Jacob Daniel Wiese. Conservatorium sues in its capacity as assignee and successor in title of rights and claims under certain Loan Facilities and Security Agreements (collectively, the "Financing Agreements") concluded in 2016 and 2017 between a consortium of banks (as lenders and cessionaries) and Upington Investment Holdings B.V. ("Upington", an erstwhile subsidiary of Titan), Thibault and Titan (as borrowers and cedants). Conservatorium alleges that on 25 November 2014, Thibault acquired 609 145 624 SIHPL shares for an aggregate consideration of ZAR34.72 billion which were subsequently exchanged for shares in Steinhoff N.V. by virtue of the 2015 scheme of arrangement. Conservatorium alleges that in terms of the Financing Agreements, certain loan facilities were extended to Upington, collateralised by the pledge of 750 million Steinhoff N.V. shares via Upington and Titan. Conservatorium further alleges that it has subsequently acquired:
 - 94% of the claims, rights and benefits of the lenders against any party under or in connection with the Financing Agreements,
 - any and all future claims (including claims against third parties) accruing to the lenders under contract, delict, law, statute or otherwise in connection with the Financing Agreements, and
 - certain ancillary rights and claims. Accordingly, Conservatorium claims that but for alleged misrepresentations made by SIHPL, the lenders would not have extended the loan facilities and by doing so have incurred losses of €993,500,000 for which Conservatorium has acquired the right to claim €933,900,000, being 94% thereof, from SIHPL.

Furthermore, Conservatorium alleges that it is entitled to claim the subscription price that Thibault paid to SIHPL in the amount of ZAR34.72 billion. This matter is ongoing.

- Conservatorium initiated separate proceedings in the Netherlands in January 2020 (the "Dutch Conservatorium Claim"). Conservatorium seeks relief against SIHPL and Steinhoff N.V., in its alleged capacity as a holder of security rights over claims related to Steinhoff shares subscribed for/purchased by Upington in 2016 (being the same claims asserted by Titan, on behalf of Upington against Steinhoff N.V. in the Thibault/Titan proceedings disclosed separately in this Annual Report) in the amount of €1.6 billion (minus proceeds from the execution of pledged shares) in addition to the claims also asserted in the South African proceedings referenced above.

STEINHOFF INTERNATIONAL HOLDINGS N.V.
NOTES TO THE CONSOLIDATED FINANCIAL STATEMENTS
FOR THE PERIOD ENDED 30 SEPTEMBER 2019
continued

22. Commitments and contingencies *(continued)*

22.3 Contingent liabilities and other litigation *(continued)*

Shareholder claims

- On 16 May 2019 the Landgericht Frankfurt issued a Reference Order for the commencement of capital markets (“KapMug”) proceedings. Dietmar Buchholz was determined to be the model claimant in the KapMug proceedings and has filed pleadings substantiating the declaratory claims. Proceedings are ongoing.
- On 2 February 2018, the VEB initiated a Dutch collective action against Steinhoff N.V. on behalf of all Steinhoff N.V. shareholders that either bought or held Steinhoff shares during a specific timeframe. VEB claims that Steinhoff N.V. acted unlawfully towards its shareholders because of incorrect, incomplete and misleading public information presented by Steinhoff N.V. Proceedings are ongoing.
- On 20 March 2019, Trevo Capital Limited, a shareholder having acquired SIHPL shares on the secondary market (which were subsequently swapped for Steinhoff shares pursuant to the listing of Steinhoff N.V.), instituted a damages claim against SIHPL for loss emanating from the reduction in value of its Steinhoff shares in the amount of c.ZAR2.16 billion (€130 million). Proceedings are ongoing.
- On 25 March 2019, BVI, a shareholder, having acquired SIHPL shares from a company related to SIHPL and/or SIHPL itself (which were subsequently swapped for Steinhoff shares pursuant to the listing of Steinhoff N.V.), instituted a claim against SIHPL for loss emanating from the reduction in value of its Steinhoff shares in the amount of c.ZAR2.16 billion (€130 million). BVI has instituted a delictual claim based what it asserts was on false and misleading information, with an alternative statutory claim for breach of the South African Companies Act. Proceedings are ongoing.
- On 29 March 2019, previous members of management at Pepkor Africa, who had each entered into a share swap agreement with SIHPL whereby their shares in Pepkor Africa were swapped for shares in SIHPL (which were subsequently swapped for Steinhoff shares pursuant to the listing of Steinhoff N.V.) instituted proceedings against SIHPL for loss emanating from the reduction in value of their Steinhoff shares in the aggregate amount of ZAR450 million (€27 million). These parties have instituted a delictual claim based on what they assert was false and misleading information, with an alternative statutory claim for breach of the South African Companies Act. Proceedings are ongoing.
- On 22 January 2019, Deminor Recovery Services (“Deminor”) and 84 other plaintiffs served a writ of summons on Steinhoff N.V. and three other co-defendants. Declaratory relief that Steinhoff N.V. acted unlawfully towards investors with respect to the publication of the prospectus dated 19 November 2015, the annual accounts over financial year 2016, interim financial statements and press releases. Deminor seeks to hold Steinhoff N.V. liable for damages in the amounts of €679 million, allegedly suffered by Steinhoff N.V. investors as a result of the alleged misleading information issued and disseminated by Steinhoff N.V. On 5 February 2020, the Deminor proceedings were stayed pending the outcome of the KapMuG proceedings.
- Stichting Steinhoff International Compensation Claims (“SSICC”) has initiated a Dutch collective action against both Markus Jooste and Steinhoff N.V. on behalf of all investors that bought Steinhoff shares during a certain time period – starting at either 7 August 2015, 19 November 2015, 7 December 2015 and ending at the moment of full disclosure on Steinhoff N.V.’s accounting irregularities, or on 6 December 2017 or at a moment as determined by the court in the proper administration of justice – and that either sold their shares after 24 August 2017 or after 5 December 2017 or still hold their Steinhoff shares. Proceedings are ongoing.
- In August 2018, Ms Dorethea de Bruyn (“De Bruyn”) applied for the certification of a class action against SIHPL, Steinhoff N.V. and Steinhoff Secretarial Services Proprietary Limited. De Bruyn seeks, inter alia, leave to act as the representative plaintiff of the members of three proposed classes. The proposed class action alleges that certain alleged accounting irregularities and other financial transactions related to the Steinhoff Group caused investors significant financial losses. If certified, De Bruyn seeks an order to claim damages. On 26 June 2020, De Bruyn’s application for certification was dismissed by the Johannesburg High Court. De Bruyn was ordered to pay the costs of the respondents who had opposed the application, including the costs of two counsel, where two counsel were employed.

STEINHOFF INTERNATIONAL HOLDINGS N.V.
NOTES TO THE CONSOLIDATED FINANCIAL STATEMENTS
FOR THE PERIOD ENDED 30 SEPTEMBER 2019
continued

22. Commitments and contingencies *(continued)*

22.3 Contingent liabilities and other litigation *(continued)*

Shareholder claims *(continued)*

- On 1 February 2019, Dutch law firm bureau Brandeis filed a request for inquiry proceedings with the Enterprise Chamber at the Amsterdam Court of Appeal on behalf of Public Investment Corporation SOC Ltd ("PIC") and ten other foreign Steinhoff N.V. investors ("PIC et al.").

PIC et al. requested the following relief:

- i) to appoint investigators to investigate the policy and the course of events at Steinhoff N.V., its affiliated enterprise and entities closely connected to it, starting from the date of its incorporation until the date of the decision of the Enterprise Chamber. PIC et al. want the subject of the investigation to cover the facts and circumstances that could give an insight in the situation that Steinhoff N.V. is in, even if these facts and circumstances pre-date the establishment of Steinhoff N.V., such as, but not limited to, the 2015 prospectus, the Scheme of Arrangement, the acquisition of kika-Leiner, its relation with Campion, GT Branding, Genesis GmbH, the amendments by Steinhoff N.V. of the 2014 up to and including 2018 annual accounts and the functioning of (members of) the bodies and appointed committees regarding those facts and circumstances, as well as the questions posed in the request and those that were asked during the AGM in April 2018, and
- ii) (by way of immediate relief) to appoint an independent Supervisory Board member, whose duties will encompass supervision of the proper disclosure of information to shareholders in line with the applicable rules and regulations, supervision of the proper cooperation of and information disclosure by (members of) the bodies and employees of Steinhoff N.V. and its affiliated enterprise for the purpose of the investigation to be ordered by the Enterprise Chamber, and to determine that this temporary Supervisory Board member will have the casting vote on these subjects. There are various other claims by Steinhoff N.V. shareholders the quantum of which are not material.

A hearing in this regard was scheduled to take place on 23 May 2019. Steinhoff N.V. and the group of shareholders have mutually agreed to postpone the date of this hearing to a date later in the calendar year. At the date of this report the hearing date has not been determined.

STEINHOFF INTERNATIONAL HOLDINGS N.V.
NOTES TO THE CONSOLIDATED FINANCIAL STATEMENTS
FOR THE PERIOD ENDED 30 SEPTEMBER 2019
continued

23. Cash flow information

23.1 Cash generated from operations

	Notes	2019 €m	2018 €m
Operating (loss)/profit from:			
Continuing operations		(389)	221
Discontinued operations		(347)	(453)
Adjusted for non-cash adjustments included in continuing and discontinued operations:			
Profit or loss movement in provision for doubtful debt	19.3	57	44
Depreciation and amortisation	8 & 9	275	410
Net impairment of loans receivable and other related provisions	4.2.2	22	42
Fair value gain on financial instruments	4.3.5	-	(14)
Unrealised foreign exchange losses		121	9
Impairments – Continuing operations			
Goodwill	8	42	6
Intangible assets	8	71	-
Property, plant and equipment	9	276	9
Impairments – Discontinued operations			
Goodwill	1.2.1	83	20
Intangible assets	1.2.1	36	128
Property, plant and equipment	1.2.1	103	64
Investment property	1.2.1	16	
Other financial assets	1.2.1	14	3
Inventories written down to net realisable value and movement in provision for inventories	14	57	88
Net (gain)/loss on disposal and scrapping of property, plant and equipment, vehicle rental fleet and intangible assets	1.2.2 & 4.2.6	(40)	27
(Gain)/loss on disposal, part disposal and bargain purchase of investments	1.4 & 4.2.7	(109)	33
Share-based payment expense	4.3.2 & 32	25	23
Cumulative other comprehensive income reclassified to profit or loss on disposal or derecognition of investment	1.2.4 & 4.2.3	182	48
Loss on derecognition of the financial liability	4.2.3 & 16.2	85	
Other non-cash adjustments		25	(36)
Cash generated before working capital changes		605	672
Working capital changes:			
Increase in inventories		(191)	(195)
Increase in trade and other receivables		(285)	(114)
Movement in net derivative financial liabilities/assets		(128)	(11)
Decrease in non-current and current provisions		(90)	(111)
Increase in non-current and current employee benefits		7	20
Decrease in trade and other payables		(70)	(278)
Net changes in working capital		(757)	(689)
Cash utilised in operations		(152)	(17)

STEINHOFF INTERNATIONAL HOLDINGS N.V.
NOTES TO THE CONSOLIDATED FINANCIAL STATEMENTS
FOR THE PERIOD ENDED 30 SEPTEMBER 2019
continued

23. Cash flow information *(continued)*

23.2 Liabilities included in financing activities reconciliation

This section sets out an analysis of the movements in interest-bearing loans and borrowings.

	Notes	30 September 2019 €m	30 September 2018 €m
Gross debt			
Borrowings – repayable within one year (including overdraft)	16	(999)	(8 363)
Borrowings – repayable after one year	16	(10 371)	(2 027)
Total gross debt		(11 370)	(10 390)

	Notes	Gross debt €m
Reconciliation of gross debt:		
As at 1 October 2017		(9 553)
Net proceeds from borrowings per statement of cash flows		(1 008)
Acquisitions of subsidiaries	24.1	(10)
Disposal of subsidiaries ¹		150
Classification as held-for-sale	34	273
Accrued interest and other fees		(252)
Foreign exchange adjustments		32
Other non-cash movements		(22)
As at 30 September 2018		(10 390)
Effect of adopting IFRS 9 – Debt premium (additional financing)		(19)
Proceeds from borrowings		(895)
Repayment of debt		824
Repayment of interest		152
Derecognition of original debt		8 732
Reclassification to trade and other payables		27
Recognition of new debt		(8 732)
Interest accrued		(979)
Foreign exchange gains or losses	16.2	(17)
Reclassified as held-for-sale		3
Convertible bond conversions		9
Loss on derecognition		(85)
As at 30 September 2019		(11 370)

¹ Consists mainly of the borrowings and short term facilities of the kika-Leiner companies.

STEINHOFF INTERNATIONAL HOLDINGS N.V.
NOTES TO THE CONSOLIDATED FINANCIAL STATEMENTS
FOR THE PERIOD ENDED 30 SEPTEMBER 2019
continued

24. Business combinations

ACCOUNTING POLICY:

Business combinations

The acquisition method of accounting is used to account for all business combinations, regardless of whether equity instruments or other assets are acquired. The consideration transferred for the acquisition of a subsidiary comprises the:

- fair values of the assets transferred,
- liabilities incurred to the former owners of the acquired business,
- equity interests issued by the Group,
- fair value of any asset or liability resulting from a contingent consideration arrangement, and
- fair value of any pre-existing equity interest in the acquired entity.

Identifiable assets acquired and liabilities and contingent liabilities assumed in a business combination are, with limited exceptions, measured initially at their fair values at the acquisition date. The Group recognises any non-controlling interest in the acquired entity on an acquisition-by-acquisition basis, either at fair value or at the non-controlling interest's proportionate share of the acquired entity's net identifiable assets.

Acquisition related costs are expensed as incurred in terms of IFRS 3.

The excess of the:

- consideration transferred,
- amount of any non-controlling interest in the acquired entity, and
- acquisition-date fair value of any previous equity interest in the acquired entity

over the fair value of the net identifiable assets acquired is recognised as goodwill. If those amounts are less than the fair value of the net identifiable assets of the business acquired, the difference is recognised directly in profit or loss as a bargain purchase.

Where settlement of any part of cash consideration is deferred, the amounts payable in the future are discounted to their present value as at the date of exchange. The discount rate used is the entity's incremental borrowing rate, being the rate at which a similar borrowing could be obtained from an independent financier under comparable terms and conditions.

Contingent consideration is classified either as equity or a financial liability. Amounts classified as a financial liability are subsequently remeasured to fair value with changes in fair value recognised in profit or loss. Contingent consideration classified as equity shall not be remeasured and its subsequent settlement shall be accounted for within equity.

If the business combination is achieved in stages, the acquisition date carrying value of the acquirer's previously held equity interest in the acquiree is remeasured to fair value at the acquisition date. Any profits or losses arising from such remeasurement are recognised in profit or loss.

STEINHOFF INTERNATIONAL HOLDINGS N.V.
NOTES TO THE CONSOLIDATED FINANCIAL STATEMENTS
FOR THE PERIOD ENDED 30 SEPTEMBER 2019
continued

24. Business combinations (continued)

24.1 The fair value of assets and liabilities assumed at date of acquisition

	Notes	BSG ¹ Note 24.4 €m	30 September 2019 €m
Group's share of total assets and liabilities acquired		–	–
Purchase price clawback		(5)	(5)
Goodwill attributable to acquisition	8	–	–
Total consideration		(5)	(5)
Purchase price clawback outstanding (included in debtors)		3	3
Net cash outflow on acquisition of subsidiaries		(2)	(2)

¹ During the 2018 Reporting Period, the Pepkor Africa group raised a receivable of ZAR50 million, relating to the BSG clawback, based on the Building Supply Group of companies not achieving the contractually agreed EBITDA during the earnout period ending 30 September 2018. During the year, management and the sellers, Invicta South Africa Holdings Proprietary Limited and NSM Holdings Proprietary Limited, agreed on a full and final settlement of ZAR78 million. The settlement will be paid in three equal instalments, the first falling within the current financial year, on 1 July 2019, and the second and third falling after year-end on 1 October 2019 and 1 April 2020.

24.2 Acquisition of businesses where all conditions precedent have not yet been met

The Competition Commission approved the Pepkor Africa group's acquisition of Abacus Holdco Proprietary Limited on 27 February 2019, and the due diligence investigation was concluded on 15 July 2019. The Pepkor Africa Group has applied to the Prudential Authority for certain approvals, which process is still in progress.

24.3 The fair value of assets and liabilities assumed at date of acquisition

	Notes	BSG Note 24.4 €m	Other immaterial acquisitions Note 24.5 €m	Total 30 September 2018 €m
Assets				
Intangible assets	8	6	1	7
Property, plant and equipment	9	5	2	7
Investments and loans		–	2	2
Deferred tax assets	6.3	1	1	2
Cash on hand		–	1	1
Liabilities				
Non-current interest-bearing loans and borrowings		(4)	(1)	(5)
Bank overdraft and short-term facilities		(5)	–	(5)
Working capital		10	(2)	8
Group's share of total assets and liabilities acquired		13	4	17
Goodwill attributable to acquisition	8	6	8	14
Total consideration		19	12	31
Cash on hand at date of acquisition		–	(1)	(1)
Net cash outflow on acquisition of subsidiaries		19	11	30

The goodwill arising on the acquisition of these companies is attributable to the strategic business advantages acquired, principal retail locations and leases, as well as knowledgeable employees and management strategies that did not meet the criteria for recognition as other intangible assets on the date of acquisition

STEINHOFF INTERNATIONAL HOLDINGS N.V.
NOTES TO THE CONSOLIDATED FINANCIAL STATEMENTS
FOR THE PERIOD ENDED 30 SEPTEMBER 2019
continued

24. Business combinations *(continued)*

24.4 Acquisition of BSG

Effective 1 October 2017, 100% of BSG was acquired by a subsidiary of the Pepkor Group, for an equity purchase price of €19 million (ZAR297 million), settled in cash.

Revenue of €95 million and net loss after taxation of €6.2 million have been included in the consolidated income statement as at 30 September 2018.

24.5 Other immaterial acquisitions during the period

During November 2017 and January 2018, the Automotive group acquired additional motor dealerships for €8 million. Mattress Firm acquired Mattress Matters in the USA for €4 million.

These businesses are included in discontinued operations from their effective acquisition dates and shown as assets held-for-sale with the rest of the Automotive or Mattress Firm segments.

STEINHOFF INTERNATIONAL HOLDINGS N.V.
NOTES TO THE CONSOLIDATED FINANCIAL STATEMENTS
FOR THE PERIOD ENDED 30 SEPTEMBER 2019
continued

25. Nature and purpose of reserves

Ordinary share capital and share premium

The ordinary share capital and share premium reserve records the movements in the issued share capital of the Company.

Treasury share capital and share premium

Treasury shares are recognised as equity when Group companies (including employee share trusts) purchase Steinhoff shares, when the Company reacquires its own shares, or when the Company shares are under the control of the Group through unconsolidated structured entities. The amount of the consideration paid, including directly attributable costs, is recognised as a change in equity. When treasury shares are sold or subsequently reissued, the amount received is recognised as an increase in equity, and the resulting surplus or deficit on the transaction is transferred to/from share premium or accumulated losses.

Accumulated losses

Retained earnings/accumulated losses comprise distributable reserves accumulated through the consolidation of the profit or loss of consolidated companies and the share of profit or loss of equity accounted companies. Reclassifications and transfers to and from other reserves are also accumulated in this reserve. Ordinary dividends declared reduce this reserve. Preference dividends on preference shares, classified as equity, also reduce this reserve.

Equity component of convertible bonds

Bonds which are convertible to share capital, where the number of shares to be issued does not vary with changes in their fair value, are accounted for as compound financial instruments. Transaction costs that relate to the issue of a compound financial instrument are allocated to the liability and equity components in proportion to the allocation of the proceeds. The equity component of the convertible bonds is calculated as the excess of the issue proceeds over the present value of the future interest and principal payments, discounted at the market rate of interest applicable to similar liabilities that do not have a conversion option. The interest expense recognised in profit or loss is calculated using the effective-interest method.

Foreign currency translation reserve

Foreign exchange differences arising on translation are recognised in other comprehensive income and aggregated in the FCTR. However, if the operation is not a wholly owned subsidiary, the relevant proportionate share of the translation difference is allocated to the non-controlling interests. When a foreign operation is disposed of such that control, significant influence or joint control is lost, the cumulative amount in the translation reserve, related to that foreign operation, is reclassified to profit or loss as part of the gain or loss on disposal. When the Group disposes of only part of its interest in a subsidiary that includes a foreign operation, while retaining control, the relevant proportion of the cumulative amount is reattributed to non-controlling interests. When the Group disposes of only part of its investment in an associate or joint venture that includes a foreign operation while retaining significant influence or joint control, the relevant proportion of the cumulative amount is reclassified to profit or loss.

Foreign exchange gains and losses arising from a monetary item receivable from or payable to a foreign operation, the settlement of which is neither planned nor likely in the foreseeable future, are considered to form part of a net investment in a foreign operation and are recognised in other comprehensive income, and are presented within equity in the FCTR. They are released to profit or loss upon disposal of that foreign operation.

Share-based payment reserve relating to equity-settled share-based payment

The fair value of the deferred delivery shares and the share rights granted to employees is recognised as an employee expense with a corresponding increase in equity. Refer to note 32. Once a share scheme vests or becomes highly unlikely to vest, the relevant portion of the share-based payment reserve is transferred to accumulated losses.

Excess of consideration paid to/received from non-controlling interest

Any increases or decreases in ownership interest in subsidiaries, without a change in control, are recognised as equity transactions. The carrying amounts of the Group's interests and the non-controlling interests are adjusted to reflect the changes in their relative interests in the subsidiaries. Any differences between the amount by which the non-controlling interests are adjusted, and the fair value of the consideration paid or received are recognised, directly in equity and attributed to owners of the company.

Sundry reserves

Sundry reserves comprise fair valuations of available-for-sale financial assets, cash flow hedge reserves and actuarial gains or losses recognised on the measurement of the defined benefit plans. These reserves are not considered material by the Group.

STEINHOFF INTERNATIONAL HOLDINGS N.V.
NOTES TO THE CONSOLIDATED FINANCIAL STATEMENTS
FOR THE PERIOD ENDED 30 SEPTEMBER 2019
continued

26. Ordinary share capital

	Notes	30 September 2019	30 September 2019
		Number of shares	Number of shares
26.1 Authorised			
Ordinary shares of €0.01 each		17 500 000 000	17 500 000 000
26.2 Issued			
Balance at beginning of the period		4 309 727 144	4 309 727 144
Balance at the end of the period		4 309 727 144	4 309 727 144
26.3 Treasury shares			
Balance at beginning of the period		(170 770 692)	(95 141 564)
Share buy-back by Steinhoff N.V.		-	(40 377 900)
Purchases of Steinhoff shares		(12 102 710)	(36 386 472)
Disposal of Steinhoff shares by a subsidiary company		409 288	4 135 244
Shares issued upon conversion of bonds		1 291 027	-
Shares returned to Company		(315 317)	-
Treasury shares held by subsidiaries of the Group		(181 488 404)	(167 770 692)
Steinhoff shares held by third parties and recognised as treasury shares			
Shares purchased by SSUK through granting of loan		-	(3 000 000)
Modification in the terms of share option to SSUK (shares retained)		8 000 006	-
Shares returned from SSUK with Campion Settlement		12 102 710	-
Balance at the end of the period		(161 385 688)	(170 770 692)
Total issued ordinary share capital		4 148 341 456	4 138 956 452

	30 September 2019	30 September 2018	30 September 2019	30 September 2018
	Share capital €m	Share capital €m	Share premium €m	Share premium €m
26.4 Issued				
Balance at beginning of the period	2 155	2 155	8 801	8 801
Reduction of the nominal value of shares	(2 112)	-	2 112	-
Derecognition of the convertible bonds	-	-	144	-
Equity options to SSUK and Town Investments expire	-	-	(37)	-
Balance at the end of the period	43	2 155	11 020	8 801
26.5 Treasury shares				
Balance at beginning of the period	(85)	(48)	(437)	(207)
Reduction of the nominal value of shares	79	-	(79)	-
Purchased and attributed shares during the period	4	(37)	(4)	(230)
Equity options to SSUK and Town Investments expire	-	-	37	-
Balance at the end of the period	(2)	(85)	(483)	(437)
Total issued ordinary share capital and share premium	41	2 070	10 537	8 364

Refer to note 32.2 for significant judgements relating to classification of loans to third parties as treasury shares.

The holders of ordinary shares are entitled to receive dividends as declared from time to time and are entitled to one vote per share at the General Meetings of the Company.

All issued ordinary shares have been fully paid-up.

By amendment to the Articles of Association on 30 August 2019, the nominal value of each ordinary share was reduced from €0.50 to €0.01.

STEINHOFF INTERNATIONAL HOLDINGS N.V.
 NOTES TO THE CONSOLIDATED FINANCIAL STATEMENTS
 FOR THE PERIOD ENDED 30 SEPTEMBER 2019
continued

26. Ordinary share capital *(continued)*

	30 September 2019	30 September 2018
	Number of shares	Number of shares
26.6 Unissued shares		
Reserved for bond holders	–	414 522 268
Shares reserved for future participation in share schemes*	98 349 803	90 166 617
Shares reserved for current participation in share schemes*	7 481 327	15 664 513
Shares under the control of the directors	–	1 483 611 805
Unissued shares	13 084 441 726	11 186 307 653
Total unissued shares	13 190 272 856	13 190 272 856

* Management assess it is unlikely that any Steinhoff shares will be issued to employees of the Group in future under any of the open grants under the ESRS. Refer to note 32.1.

STEINHOFF INTERNATIONAL HOLDINGS N.V.
NOTES TO THE CONSOLIDATED FINANCIAL STATEMENTS
FOR THE PERIOD ENDED 30 SEPTEMBER 2019
continued

27. Preference stated share capital

27.1 Authorised

	Classification of preference shares		
	Redemption	Payment of dividends	Classification of instrument
Steinhoff N.V.			
Non-cumulative financing preference shares of €0.01	Non-redeemable	Discretionary	Equity
SIHPL			
Cumulative, non-participating preference shares of no par value	Non-redeemable	Discretionary	Equity
SINVH			
Variable rate, cumulative, non-participating preference shares of ZAR0.0001 each	Non-redeemable	Discretionary	Equity
Steinhoff Africa			
Class A perpetual preference shares (par value ZAR0.01)	Non-redeemable	Discretionary	Equity
Class B perpetual preference shares of no par value	Redeemable	Discretionary	Compound
Cumulative redeemable preference shares (par value R0.01)	Redeemable	Determined upon issue	Financial liability/ compound instrument
SUSHI²			
Series A non-participating, non-redeemable preferred shares (par value \$0.01)	Non-redeemable	Discretionary	Equity
Ainsley Holdings Proprietary Limited²			
Cumulative, redeemable preference shares of no par value	Redeemable	Discretionary	Financial liability
Pepkor Africa			
Non-redeemable, non-cumulative, non-participating preference shares of no par value	Non-redeemable	Discretionary	Equity
Non-redeemable, cumulative, non-participating preference shares of no par value	Non-redeemable	Discretionary	Equity
Redeemable, non-cumulative, non-participating preference shares of no par value	Redeemable	Discretionary	Financial liability
Class A1 redeemable, cumulative, non-participating preference shares of no par value	Redeemable	Discretionary	Financial liability
Class A2 redeemable, cumulative, non-participating preference shares of no par value	Redeemable	Discretionary	Financial liability
Class A3 redeemable, cumulative, non-participating preference shares of no par value	Redeemable	Discretionary	Financial liability
Class A4 redeemable, cumulative, non-participating preference shares of no par value	Redeemable	Discretionary	Financial liability
Class A5 redeemable, cumulative, non-participating preference shares of no par value	Redeemable	Discretionary	Financial liability
BVI			
Cumulative, redeemable, no par value preference shares	Redeemable	Non-discretionary	Financial liability

* Amount less than €500 000.

¹ By amendment to the Articles of Association on 30 August 2019, the authorised preference shares were reduced to 4 billion.

² The preference shares were cancelled upon redemption.

STEINHOFF INTERNATIONAL HOLDINGS N.V.
 NOTES TO THE CONSOLIDATED FINANCIAL STATEMENTS
 FOR THE PERIOD ENDED 30 SEPTEMBER 2019
continued

30 September 2019 Number of shares	30 September 2019 Number of shares	30 September 2019 €m	30 September 2018 €m
4 000 000 000	20 000 000 000	40	200
1 000 000 000	1 000 000 000	–	–
495 000 000	495 000 000	*	*
2 000	2 000	*	*
2 000	2 000	–	–
2 000	2 000	*	*
–	215	*	*
–	60 000	*	*
5 000 000	5 000 000	*	*
2 500 000	2 500 000	*	*
2 500 000	2 500 000	*	*
10 000 000	10 000 000	*	*
10 000 000	10 000 000	*	*
10 000 000	10 000 000	*	*
10 000 000	10 000 000	*	*
10 000 000	10 000 000	*	*
7 850	7 850	*	*

STEINHOFF INTERNATIONAL HOLDINGS N.V.
NOTES TO THE CONSOLIDATED FINANCIAL STATEMENTS
FOR THE PERIOD ENDED 30 SEPTEMBER 2019
continued

27. Preference stated share capital (continued)

27.2 Issued

	30 September 2019	30 September 2018	30 September 2019	30 September 2018
	Number of shares	Number of shares	€m	€m
Classified as equity				
SINVH¹				
In issue at the beginning and end of the year	15 000 000	15 000 000	134	129
Steinhoff Africa (class A perpetual preference shares)^{2,6}				
In issue at the beginning of the year	–	1 000	–	163
Shares redeemed during the year	–	(1 000)	–	(163)
In issue at the end of the year	–	–	–	–
SUSHI				
In issue at the beginning of the year*	202	202	33	33
Shares redeemed during the year	(202)	–	(33)	–
In issue at the end of the year	–	202	–	33
Total issued preference stated share capital classified as equity	15 000 000	15 000 202	134	162
Classified as liabilities				
Steinhoff Africa (class B perpetual preference shares)^{2,6}				
In issue at the beginning of the year	–	2 000	–	136
Shares redeemed during the year	–	(2 000)	–	(136)
In issue at the end of the year	–	–	–	–
Ainsley Holdings Proprietary Limited^{3,7}				
In issue at the beginning of the year	–	60 000	–	373
Shares redeemed during the year	–	(60 000)	–	(373)
In issue at the end of the year	–	–	–	–
Steinhoff Africa (cumulative redeemable preference shares)⁴				
In issue at the beginning of the year	1 000	–	262	–
Shares issued during the year	–	1 000	–	262
Accrued dividends	–	–	26	–
Reclassified as liability	(1 000)	–	(288)	–
In issue at the end of the period	–	1 000	–	262

STEINHOFF INTERNATIONAL HOLDINGS N.V.
NOTES TO THE CONSOLIDATED FINANCIAL STATEMENTS
FOR THE PERIOD ENDED 30 SEPTEMBER 2019
continued

27. Preference stated share capital (continued)

27.2 Issued (continued)

Classified as liabilities (continued)

	30 September 2019	30 September 2018	30 September 2019	30 September 2018
	Number of shares	Number of shares	€m	€m
Pepkor Africa (class A cumulative redeemable preference shares)⁵				
In issue at the beginning of the year	6 000	–	365	–
Shares issued during the year	–	6 000	–	365
In issue at the end of the year	6 000	6 000	365	365
Summary of preference shares in issue				
Non-controlling interest (note 28)			134	162
Liabilities			365	627
			499	789

¹ **Terms of issued SIN VH preference shares**

The preference shares earn dividends on the issue price at the rate of 82.5% of the SA prime lending rate quoted by Absa Bank Limited or its successor in title in South Africa. Although the rights to receive dividends are cumulative, declaration of such dividends is at the discretion of the board of directors of SIN VH.

² **Steinhoff Africa preference shares**

The Class A and Class B preference shares were redeemed during the 2018 Reporting Period.

³ **Ainsley Holdings Proprietary Limited preference shares**

The preference shares were redeemed during the 2018 Reporting Period.

⁴ **Terms of issued Steinhoff Africa preference shares**

The reconstituted board of Steinhoff Africa (appointed on 2 February 2018 and 8 July 2019) mandated an investigation into the process followed with regards to the issue of the preference shares.

On 28 October 2019, the Steinhoff Africa board concluded that the issue of the preference shares was neither authorised nor permitted in terms of its MOI and is therefore void.

Although the cancellation of the Steinhoff Africa preference shares occurred after the Reporting Period, management believes that the conditions causing them to be void already existed at the date of 'issue' and as a result, the issued preference share capital as well as any accrued dividends were retrospectively adjusted.

Notwithstanding management's view that the preference share is void, Steinhoff Africa received R4 billion at the time, for which a liability has been raised equal to the preference share investments disclosed in notes 27.2 and 11.1 reflecting management's view that they are directly related.

⁵ **Terms of issued Pepkor Africa preference shares**

During the 2018 Reporting Period, Pepkor Africa issued 6 000 cumulative redeemable preference shares. The preference shares earn dividends on the issue price at the rate of 74% of the SA prime lending rate. The preference shares are redeemable in May 2022.

⁶ **Guaranteed by SIHPL until 13 February 2017 and by Steinhoff N.V. from 13 February 2017. All guarantees were cancelled at the redemption of the shares in the 2018 Reporting Period.**

⁷ **Guaranteed by Steinhoff N.V., SIHPL and Pepkor Africa. All guarantees were cancelled at the redemption of the shares.**

Accrued dividends relating to preference shares classified as equity are presented as part of the profit or loss attributable to non-controlling interest in the period to which the accrual relates, regardless of whether these dividends have been declared. Any preference dividends actually paid have been presented as dividends paid to non-controlling interests.

STEINHOFF INTERNATIONAL HOLDINGS N.V.
NOTES TO THE CONSOLIDATED FINANCIAL STATEMENTS
FOR THE PERIOD ENDED 30 SEPTEMBER 2019
continued

28. Non-controlling interests

ACCOUNTING POLICY:

Non-controlling interest

Acquisitions of non-controlling interests are accounted for as transactions with owners in their capacity as owners and therefore no goodwill is recognised as a result.

Non-controlling interests in the results and equity of subsidiaries are shown separately in the consolidated statement of profit or loss, statement of comprehensive income, statement of changes in equity and statement of financial position respectively.

Subsequently, any losses applicable to the non-controlling interests are allocated to the non-controlling interests even if this results in the non-controlling interests having deficit balances.

Initial measurement of non-controlling interests

The Group recognises any non-controlling interest in the acquired entity on an acquisition-by-acquisition basis either at fair value or at the non-controlling interest's proportionate share of the acquired entity's net identifiable assets.

Treatment of non-controlling interest upon loss of control

When the Group ceases to consolidate an investment because of a loss of control, any retained interest in the entity is remeasured to its fair value with the change in carrying amount recognised in profit or loss. This fair value becomes the initial carrying amount for the purposes of subsequently accounting for the retained interest as an associate, joint venture or financial asset. In addition, any amounts previously recognised in other comprehensive income in respect of that entity are accounted for as if the Group had directly disposed of the related assets or liabilities. This may mean that amounts previously recognised in other comprehensive income are reclassified to profit or loss.

If the Group retains no interest, the carrying value of the non-controlling interest is disposed and forms part of the net asset value of the investment upon disposal. The difference between the proceeds received and the net asset value disposed is recognised in profit or loss.

Changes in ownership interests

The Group treats transactions with non-controlling interests that do not result in a loss of control as transactions with equity owners of the Group. A change in ownership interest results in an adjustment between the carrying amounts of the controlling and non-controlling interests to reflect their relative interests in the subsidiary. Any difference between the amount of the adjustment to non-controlling interests and any consideration paid or received is recognised in a separate reserve within equity attributable to owners of the Group.

Non-controlling interest: Preference shares

Preference shares classified as equity are attributable to shareholders other than the Company shareholders. These preference shares are therefore attributable to non-controlling interests of the Group and are classified as a component of equity attributable to non-controlling interests.

The voting and participation rights of preference shareholders differ to those of non-controlling ordinary equity shareholders. Preference shareholders do not share in the underlying net asset value of the various businesses and have no voting rights except in certain instances.

Preference shares are therefore presented as a separate component of non-controlling interests within equity.

STEINHOFF INTERNATIONAL HOLDINGS N.V.
 NOTES TO THE CONSOLIDATED FINANCIAL STATEMENTS
 FOR THE PERIOD ENDED 30 SEPTEMBER 2019
continued

28. Non-controlling interests *(continued)*

28.1 Details of material non-controlling interests:

	Proportion of ownership interests and voting rights held by non-controlling interests		Profit/(loss) allocated to non-controlling interests		Accumulated non-controlling interests	
	30 September 2019 %	30 September 2018 %	30 September 2019 €m	30 September 2018 €m	30 September 2019 €m	30 September 2018 €m
Pepkor Africa	28.99	28.99	39	49	996	983
Conforama		-	(283)	-	117	-
Individually immaterial subsidiaries with non-controlling interests			14	(13)	26	17
			(230)	36	1139	1 000
Preference shares classified as equity (note 27.2)			8	19	134	162
Total non-controlling interests			(222)	55	1273	1 162

Any non-controlling interests recognised by the subsidiaries are included in the balances above.

STEINHOFF INTERNATIONAL HOLDINGS N.V.
NOTES TO THE CONSOLIDATED FINANCIAL STATEMENTS
FOR THE PERIOD ENDED 30 SEPTEMBER 2019
continued

28. Non-controlling interests *(continued)*

28.2 Material Transactions with non-controlling interests

Conforama Warrants Issued to senior bond holders

By a ruling rendered on 11 April 2019, the French Commercial Court of Meaux approved a conciliation agreement entered into between Conforama and its creditors as part of a French law conciliation process which provided the framework for the refinancing negotiations. This ruling allowed Conforama to proceed to implement its financial restructuring. The key terms of the financial restructuring included a total nominal value of €316 million new money financing.

On 15 April 2019, Conforama issued senior secured bonds to the amount of €205 million ("Tranche A Bonds") and provided certain conditions are met could issue Tranche B bonds to the amount of €111 million at date no earlier than 1 January 2020, and no later than 28 February 2020 (unless otherwise agreed to by the parties to the contract).

As additional consideration for the senior secured bonds, the creditors were granted warrants ("Warrants") that effectively granted them 49.9% of the economic rights to the future returns of Conforama (i.e. 49.9% right to returns arising from distributions, exit and / or a liquidation event) through the right to ownership of Class 2 Preference Shares in the future.

The Warrant agreement came into effect on 15 April 2019, with 205,242,947 Warrants issued to bondholders on 29 May 2019.

An Exercise Event, that would trigger the conversion of the warrants into Class 2 Preference Shares, includes any of the following events:

- Listing, partial exit or change in control of Conforama
- Voluntary or involuntary liquidation of Conforama;
- Any distribution by any nature whatsoever by Conforama for the benefit of shareholders; or
- Six months prior to 29 May 2029.

The Class 2 Preference Shares provide the holders thereof the right to dividends (declared at Conforama's discretion) as well as to a proportion of the net liquidation proceeds in the event that Conforama is liquidated. The Class 2 Preference Shareholders' right to net liquidation proceeds is on substantially the same terms as the ordinary shareholders (i.e. net liquidation proceeds will first be employed to settle the par value of the shares held by all the shareholders [including the Class 2 Preference Shareholders] pro-rata to their stake in Conforama's share capital, following which the remainder will be settled to the ordinary and the Class 2 Preference Shareholders based on the dividend portion formula).

The Class 2 Preference Shares will therefore be classified as a non-controlling interest in the Consolidated Financial Statements as it provides the holders thereof the right to the equity (i.e. dividends and a portion of net liquidation proceeds) of Conforama.

As it has been determined that the Class 2 Preference Shares will be classified as a non-controlling interest in the Consolidated Financial Statements, consideration was given to whether the unexercised Warrants should also be classified as a non-controlling interest.

Based on the terms governing the exercise of the Warrants, the Warrants will be exercised once any form of equity return is provided to the ordinary shareholders (i.e. a dividend distribution of any form and/or net liquidation proceeds from a liquidation event) and mandatorily by 29 May 2029 if not yet exercised by such date. The Warrants therefore provide the holders thereof with the right to equity returns from issuance date and not only from the date that the Warrants are exercised. This would therefore result in the issued Warrants being classified as a non-controlling interest from issuance date, at a consolidated Group level.

STEINHOFF INTERNATIONAL HOLDINGS N.V.
NOTES TO THE CONSOLIDATED FINANCIAL STATEMENTS
FOR THE PERIOD ENDED 30 SEPTEMBER 2019
continued

28. Non-controlling interests *(continued)*

28.2 Material Transactions with non-controlling interests *(continued)*

Conforama Warrants Issued to senior bond holders *(continued)*

Measurement of NCI

The issue of the Warrants changed Steinhoff N.V.'s economic interest in Conforama but did not result in a change in control and therefore the transaction is accounted for as equity transactions.

The carrying amount of the non-controlling interest was adjusted to reflect the change in the economic interest in Conforama. The difference between the amount by which the non-controlling interest is adjusted, and the fair value of the consideration paid or received, was recognised in equity and attributed to the Group's equity holders.

The non-controlling interests in Conforama was measure at the proportionate share of Conforama's net assets.

Voting rights

The Warrants holds no voting rights. In case all the Warrants were to be exercised (which is an individual decision to be made by each holder of Warrants during the relevant Exercise Period), they would "convert" into 205,242,947 Class 2 Preference Shares. Class 2 Preference Shares bear significant financial rights, as they together give right by priority to 49.90% of all shareholders' proceeds. However, Class 2 Preference Shares do not bear any particular voting rights, such as any right to change the governance structure at the level of Conforama Holding.

In particular, each Class 2 Preference Share will only bear one voting right, and therefore exercise of all Warrants (if and when it happens) will have little impact per se on the allocation of voting powers within the company: Conforama Développement would continue holding more than 99% of the ordinary shares (98 billion) issued by the company.

STEINHOFF INTERNATIONAL HOLDINGS N.V.
 NOTES TO THE CONSOLIDATED FINANCIAL STATEMENTS
 FOR THE PERIOD ENDED 30 SEPTEMBER 2019
continued

28. Non-controlling interests (continued)

28.3 Summarised financial information in respect of the Group's subsidiaries that has material non-controlling interests:

	30 September 2019		30 September 2018
	€m	€m	€m
	Conforama	Pepkor Africa	Pepkor Africa
The summarised financial information below represents amounts before intragroup eliminations and consolidation entries.			
Summarised Statement of Financial Position			
Non-current assets	759	4 043	4 136
Current assets	1 035	1 606	1 404
Non-current liabilities	(392)	(1 242)	(1 270)
Current liabilities	(1 163)	(988)	(877)
Summarised Statement of Profit or Loss and Other Comprehensive Income			
Revenue	3 417	4 305	4 110
(Loss)/profit for the period	(616)	134	186
(Loss)/profit attributable to owners of the parent	(333)	134	185
Loss attributable to the non-controlling interests	(283)	-	1
(Loss)/profit for the period	(616)	134	186
Total comprehensive income attributable to owners of the parent	(333)	112	172
Total comprehensive income attributable to the non-controlling interests	(283)	-	1
Total comprehensive income for the period	(616)	112	173
Summarised Statement of Cash Flows			
Net (outflow)/inflow from operating activities	(93)	34	162
Net outflow from investing activities	(61)	(97)	(141)
Net (outflow)/inflow from financing activities	(24)	81	(14)
Net cash (outflow)/inflow	(178)	18	7
Dividends paid to the non-controlling interests	-	-	1

STEINHOFF INTERNATIONAL HOLDINGS N.V.
NOTES TO THE CONSOLIDATED FINANCIAL STATEMENTS
FOR THE PERIOD ENDED 30 SEPTEMBER 2019
continued

29. Related-party transactions and control considerations

Certain transactions were identified which were not entered into on an arms' length basis. The Group expanded its identification of related parties and any non-arms' length transactions identified were scrutinised to assess recoverability of related assets or disclosure deficiencies. In instances where there is no security on the loans in the entity with the liability, or where the Group does not have sufficient information to perform a recoverability test, management has deemed it appropriate to impair these assets. Refer to note 4.2.2.

Critical judgements

IAS 24 provides guidance in identifying related parties and transactions with related parties. Management has applied the requirements of IAS 24 in understanding the relationships with various ostensibly independent third parties. Management has used all available information to assess whether entities that were not consolidated, are related parties, when applying the principles of IAS 24. Where management could not conclude if an entity meets the definition of a related party, that entity was classified as "related or affiliated" and those transactions were disclosed under this note.

Key Management Personnel: Entities related and affiliated

The Group considered the various entities related and affiliated with certain key management personnel during the periods presented, to determine whether any material transactions were concluded between the Group and these entities.

The Group's considerations are explained in this note.

2019 Reporting Period

Bruno Steinhoff and Angela Krüger-Steinhoff related and affiliated entities

Bruno Steinhoff was a Supervisory Board member until February 2018. Angela Krüger-Steinhoff remained a Supervisory Board member until her resignation on 30 August 2019.

The following were identified by the Group as being material related parties to the Group as a result of the transactions between the Group and these entities related or affiliated to Bruno Steinhoff and/or Angela Krüger-Steinhoff during the periods presented:

- Bruno Steinhoff Beratungs- und Verwaltungs GmbH
- Steinhoff Familienholding GmbH

Blake and Associates Holdings Proprietary Limited ("Blake")

Heather Sonn is the major equity shareholder in an investment company called Gamiro Ventures Proprietary Limited ("Gamiro") which owns shares in a company called Blake. In September 2018 the equity of Blake was restructured by means of Blake buying back its shares held by an entity called Geros GmbH ("Geros") for a consideration of approximately €600 000. Recently acquired information suggests that Geros may have been controlled by Steinhoff N.V., which would then make the Blake/Geros transaction a related party transaction. Gamiro contributed to the funding of the transaction and gained control of Blake as a result of the transaction, which assisted in Blake acquiring B-BBEE credentials.

Blake is a debt collecting company, which includes amongst its clients the JD Group, which is controlled by SINVH via Pepkor Africa. Blake is one of a panel of external debt collectors contracted at arm's length by the JD Group and is subject to the same terms and conditions as other service providers. The Blake relationship with the JD Group is a longstanding one that preceded the JD Group becoming part of the Pepkor Africa Group.

2018 Reporting Period

Conforama

The participation rights of Seifert in Conforama are part of ongoing lawsuits and are still subject to uncertainty. On the basis of information available and actions taken to date, management has concluded that a liability should be attributed to Seifert from the date of termination taking into consideration the following:

- the contribution made by Seifert in respect of the total purchase consideration of Conforama,
- the share purchase agreement implemented by the parties in 2014 that Seifert would receive a 23.6% interest in Conforama based on his contribution,
- the date of termination and therefore the settlement valuation, being January 2015 (as opposed to the date of payment in December 2016) as this is the date of cancellation of the partnership agreements where all rights attributable to Seifert would revert to the Group,
- the payment of €147 million was made by the Group for Seifert's interest in December 2016, which was based on an independent valuation of an interest of 23.6%, which reduces the financial liability, and which Seifert has recognised as a reduction in his loan receivable.

Management consolidated Conforama without any non-controlling interest for Seifert rights.

STEINHOFF INTERNATIONAL HOLDINGS N.V.
NOTES TO THE CONSOLIDATED FINANCIAL STATEMENTS
FOR THE PERIOD ENDED 30 SEPTEMBER 2019
continued

29. Related-party transactions and control considerations *(continued)*

2018 Reporting Period *(continued)*

Jayendra Naidoo related and affiliated entities

Jayendra Naidoo was a Supervisory Board member from March 2017 until January 2018. Jayendra Naidoo is the Chairman of Pepkor Africa, a material subsidiary. Jayendra Naidoo is therefore considered a related party to the Group.

The following were identified by the Group as being material related parties to the Group as a result of the transactions between the Group and these entities related or affiliated to Jayendra Naidoo during the periods presented:

- Lancaster 101 (RF) Proprietary Limited and Lancaster 102 Proprietary Limited
- Lancaster Electricity Solutions Proprietary Limited

Christo Wiese related and affiliated entities

Christo Wiese was previously a non-independent, non-executive Supervisory Board member and Chairman of the Group and considered to be key management personnel of the Group up until December 2017. Due to the extent of the historical transactions entered into with entities under Christo Wiese's influence, management considered whether any of these entities should have been consolidated by the Group. Management has, however, concluded that the Group at no point controlled any of these entities because of its relationship with Christo Wiese.

Based on information available and management's understanding of the various transactions entered into by the Group, management assessed the following entities, and their subsidiaries, to be material related entities to the Group by virtue of Christo Wiese or his close family member's involvement with or affiliation to the following entities:

- Brait S.E.
- Shoprite Holdings Limited and its subsidiaries
- Upington Investments Holdings B.V.
- Titan Premier Investments Proprietary Limited
- Titan Asset Management Proprietary Limited
- Thibault Square Financial Services Proprietary Limited
- Toerama Proprietary Limited
- Invicta Holdings Limited

Markus Jooste

Markus Jooste was the Group's CEO, and therefore key management personnel of the Group, until December 2017.

Markus Jooste and his close family members have a large number of entities to which they are related or affiliated. The following were identified by the Group as being material related parties to the Group as a result of the transactions between the Group and these entities related or affiliated to Markus Jooste during the periods presented:

- Mayfair Holdings Proprietary Limited
- Mayfair Speculators Proprietary Limited
- Lodestone Brands Proprietary Limited (believed to be an indirect subsidiary of Mayfair Holdings Proprietary Limited)

Other entities were identified by management where Markus Jooste or his close family members are believed to have a direct or indirect special relationship.

- Upington Investments Holdings B.V.

Upington

Upington Investments Holdings B.V.'s ownership at a point in time:

- Approximately 90% by Christo Wiese (indirectly through other wholly owned Christo Wiese companies); and
- The majority of the remaining 10% held indirectly by the following former Management Board members: Markus Jooste, Danie van der Merwe, Ben la Grange and the following former key management personnel: Stéhan Grobler and Mariza Nel.

Upington was part of the voting pool during the 2018 Reporting Period. The voting pool comprised a number of the Group's shareholders who voted together for a unified purpose. The voting pool was disbanded during the 2018 Reporting Period.

Other

Related party relationships also exist between shareholders, subsidiaries, joint venture companies and associate companies within the Group and its company directors and Group key management personnel.

All material intergroup transactions are eliminated on consolidation.

STEINHOFF INTERNATIONAL HOLDINGS N.V.
NOTES TO THE CONSOLIDATED FINANCIAL STATEMENTS
FOR THE PERIOD ENDED 30 SEPTEMBER 2019
continued

29. Related-party transactions and control considerations *(continued)*

29.1 Directorate

The directorate below reflects the Management and Supervisory Board members as at the date this report was approved.

Management Board

Louis du Preez	Appointed:	20 April 2018
Theodore de Klerk	Appointed:	20 April 2018

Supervisory Board

Heather Sonn	Reappointed:	20 April 2018
	Resigned	18 May 2020
Khanyisile Kweyama	Appointed:	20 April 2018
Moirra Moses	Appointed:	20 April 2018
Hugo Nelson	Appointed:	20 April 2018
Peter Wakkie	Reappointed:	30 August 2019
Alex Watson	Appointed:	20 April 2018
Paul Copley	Appointed:	30 August 2019
David Pauker	Appointed:	30 August 2019

Management Board members which resigned during the 2018 and 2019 Reporting Periods

Markus Jooste	Resigned:	5 December 2017
Ben la Grange	Resigned:	4 January 2018
Danie van der Merwe	Resigned:	31 December 2018
Alexandre Nodale	Appointed:	20 April 2018
	Resigned:	11 April 2019
Philip Dieperink	Appointed:	20 April 2018
	Resigned:	31 August 2019

Supervisory Board members that resigned/retired during the 2018 and 2019 Reporting Periods

Claas Daun	Retired:	28 February 2018
Thierry Guibert	Resigned:	2 February 2018
Len Konar	Retired:	28 February 2018
Theunie Lategan	Retired:	28 February 2018
Jayendra Naidoo	Appointed:	14 March 2017
	Resigned:	18 January 2018
Steve Booysen	Reappointed:	20 April 2018
	Resigned:	30 August 2019
Bruno Steinhoff	Retired:	28 February 2018
Angela Krüger-Steinhoff	Reappointed:	20 April 2018
	Resigned:	30 August 2019
Johan van Zyl	Resigned:	17 April 2018
Christo Wiese	Resigned:	14 December 2017
Jacob Wiese	Resigned:	14 December 2017

Details relating to directors' emoluments, shareholding in the Company and interest of directors are disclosed in note 31.

STEINHOFF INTERNATIONAL HOLDINGS N.V.
NOTES TO THE CONSOLIDATED FINANCIAL STATEMENTS
FOR THE PERIOD ENDED 30 SEPTEMBER 2019
continued

29. Related-party transactions and control considerations *(continued)*

29.2 Key management personnel

Key management personnel are those persons having authority and responsibility for planning, directing and controlling the activities of the Company as a whole. In the current period the following groups were considered to be key management:

- Management Board
- Supervisory Board
- chief executive officers of significant business clusters
- certain key individuals leading critical functions for the Group such as Finance, Risk management and Internal audit.

The number of key management members at 30 September 2019 is 27 (2018: 30).

Compensation of key management personnel	2019 €m	2018 €m
Short-term employee benefits	25	32
Accrued short-term and long-term benefits	5	4
Share-based payments – related expense	–	11
Total compensation for the period	30	47

Refer to note 31 for detailed remuneration disclosures.

29.3 Interest of key management personnel in contracts

During the periods presented, the following contracts related to key management personnel of the Group were concluded with the Group:

2019 Reporting Period

- Transactions with Shoprite entails the rental of stores from Shoprite, and sale of products to Shoprite by Flash and the Building Materials segment.
- EastWest is a 70% subsidiary of the Group holding real estate assets. The original developer held the remaining 30% of the shares. Each real estate unit is represented by a specific class of shares. In August 2017, Mayfair acquired a 15% interest in EastWest, from the original developer for ZAR33.5 million. EastWest repurchased the shares held by Mayfair in January 2019 for a consideration of ZAR26.7 million. This was funded by the sale of the unit linked to the specific class of shares held by Mayfair.
- SFHG instructed the sale of listed Brait securities it received through the Champion Group settlement for €37 million. A combined pre-tax impairment and loss on disposal was realised in the 2019 Reporting Period of €20 million.

2018 Reporting Period

- Christo Wiese and Jacob Wiese through Titan and Jayendra Naidoo through Lancaster 101 had an interest in the Shoprite transaction.

Pepkor Africa entered into Call Option Agreements whereby it obtained the right to acquire 128.2 million Shoprite ordinary shares from various parties. Pepkor's board exercised the call options prior to 30 November 2017 as part of the planned expansion of the Pepkor Group, subject to the fulfilment of the Shoprite conditions precedent. This transaction was subsequently not implemented. In the process, the Group made prepayments of €125 million and €200 million in October and November 2017 to entities related to Christo Wiese (a Steinhoff Supervisory Board member at the time) as these entities held shares in Shoprite. Agreements have been entered into during February 2018 in terms of which €125 million has been settled. The balance of €200 million plus interest is expected to be repaid on agreed terms. Interest of €8 million accrued in 2019 (2018: €3.4 million).

STEINHOFF INTERNATIONAL HOLDINGS N.V.
NOTES TO THE CONSOLIDATED FINANCIAL STATEMENTS
FOR THE PERIOD ENDED 30 SEPTEMBER 2019
continued

29. Related-party transactions and control considerations *(continued)*

29.3 Interest of key management personnel in contracts *(continued)*

2018 Reporting Period *(continued)*

As part of the proposed Shoprite transaction, Lancaster 102, an entity affiliated with Jayendra Naidoo, issued 1 000 cumulative redeemable preference shares to Steinhoff Africa. Steinhoff Africa initially issued 1 000 cumulative redeemable preference shares to Thibault Square Financial Services Proprietary Limited, an entity controlled by Christo Wiese, however, upon cancellation of the Shoprite transactions these preference shares were transferred to Lancaster 102 resulting in Steinhoff Africa having an investment in preference shares to the value of €243.6 million (ZAR4 billion) in Lancaster 102 as well as issued preference shares to the value of €243.6 million (ZAR4 billion). Refer to note 11 and note 16.

- Christo Wiese and Jacob Wiese had an interest in the contract relating to the acquisition of BSG as both are directors of the seller, Invicta Holdings Limited, and Jacob Wiese was a director of the purchaser, Pepkor Africa. Both Christo Wiese and Jacob Wiese are also shareholders of Invicta Holdings Limited. Refer to note 24.2 for detail on the acquisition.
- Hoffman Inc. (of which Stéhan Grobler, previously a member of the ExCo and Head of Treasury, is a partner) provided legal services to Group companies. Hoffman Inc received fees and reimbursement of expenses amounting to approximately €1 million as at 30 September 2018.
- Hoffman Inc. rented office space from the Group for an annual amount of approximately €13 000 in the 2018 Reporting Period. Mayfair Speculators Proprietary Ltd ("Mayfair"), of which Markus Jooste is/was a director, took over the lease from Hoffman Inc. in February 2018 and vacated the premises in June 2018. The property has since been sold to an independent third party. Total rent of €16 000 was received from Mayfair.
- Uppington granted a loan of €47.4 million to the Group in 2017 of which €33.3 million was still outstanding at 30 September 2017. The loan carried interest at 0.5% per annum. The total outstanding balance was settled during the 2018 Reporting Period under a confidential settlement.
- Steinhoff at Work, a wholly-owned subsidiary of Steinhoff Africa, entered into an informal agreement (key terms contained in an email between parties) with Toerama, an entity controlled by Christo Wiese, to acquire a Company aircraft, Falcon 900C, for \$5 million (€4.2 million) on 1 October 2017. On 25 May 2018, Steinhoff at Work and Toerama, with Steinhoff Africa being a party, entered into a second agreement replacing the original agreement and agreed that Toerama will be seeking an alternative purchaser. The Falcon 900C aircraft was sold to a third party during the 2018 Reporting Period. The Group incurred costs in excess of the recovery still due from Toerama of \$1.2 million (€1.0 million).
- An aircraft retainer agreement was entered into between Toerama, an entity controlled by Christo Wiese, and the Group on 1 October 2016 whereby Toerama was paid a fee of €164 384 (excluding Value Added Tax) in the 2018 Reporting Period for the use of its Boeing Business Jet B737-72U. An hourly tariff of €19 631 (excluding Value Added Tax) was also paid to Toerama. These amounts are included in the remuneration paid to Christo Wiese as per note 31.1.2. The agreement was cancelled in December 2017.
- An office services and office space agreement was entered into between Titan Financial Services Proprietary Limited, an entity controlled by Christo Wiese, and the Group on 1 October 2016. An amount of €30 822 was paid as fees for the 2018 Reporting Period. This amount is included in the remuneration paid to Christo Wiese as per note 31.1.2. The agreement was cancelled in December 2017.
- The Group received rental income to the amount of €241 545 for the 2018 Reporting Period from Titan Asset Management Proprietary Limited for the use of office space.

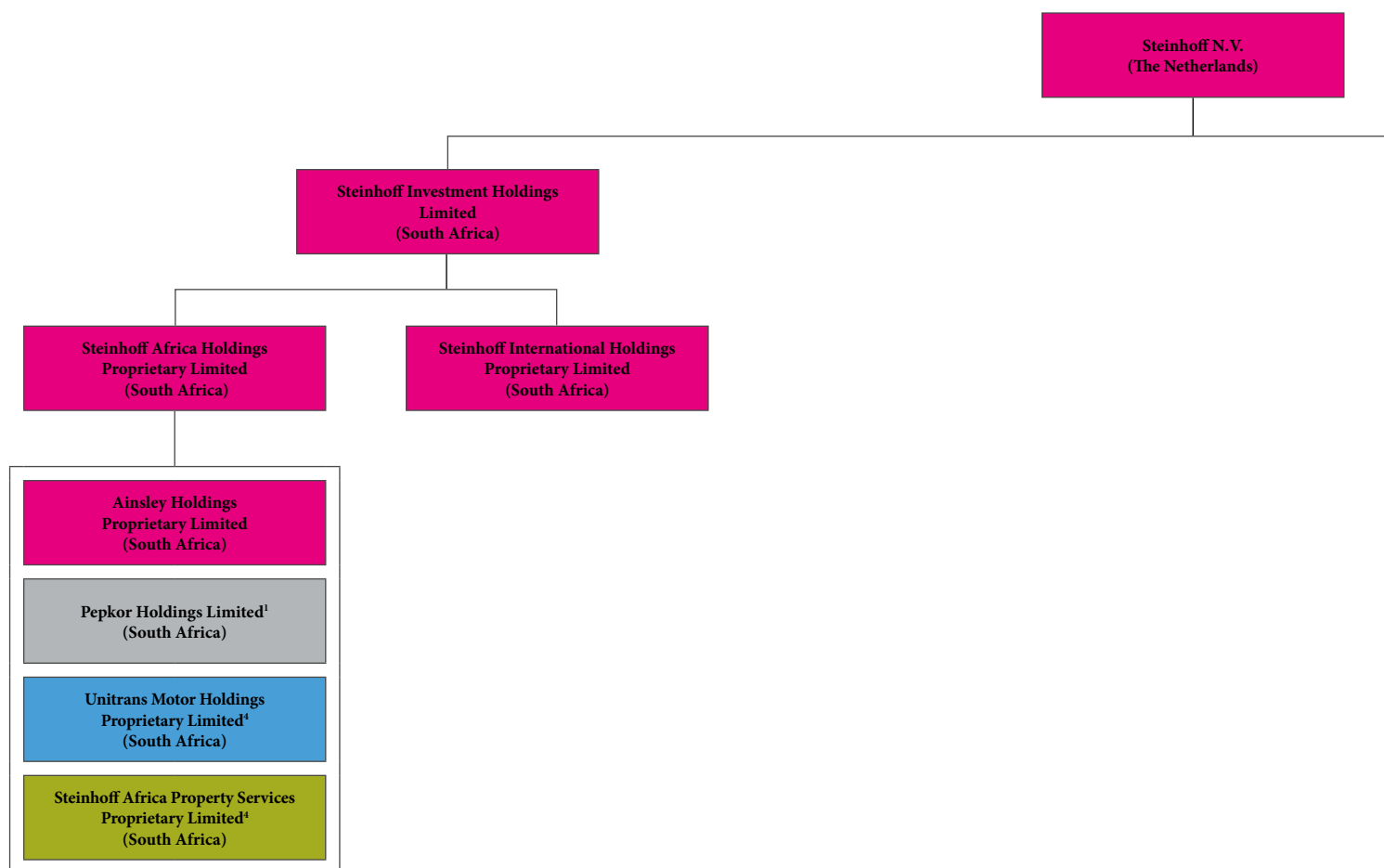
STEINHOFF INTERNATIONAL HOLDINGS N.V.
NOTES TO THE CONSOLIDATED FINANCIAL STATEMENTS
FOR THE PERIOD ENDED 30 SEPTEMBER 2019
continued

29. Related-party transactions and control considerations *(continued)*

29.4 Principal subsidiaries

The Group's principal subsidiaries at 30 September 2019 are set out below in a simplified group structure. Unless otherwise stated, they have share capital consisting solely of ordinary shares that are held directly by the Group, as at 30 September 2019, and the proportion of ownership interests held equals the voting rights held by the Group. The country of incorporation or registration is also their principal place of business.

Principal subsidiaries are those identified by management as contributing materially to the consolidated results or financial position of the Group.



¹ Non-controlling interest of 28.99% (2018: 28.99%)

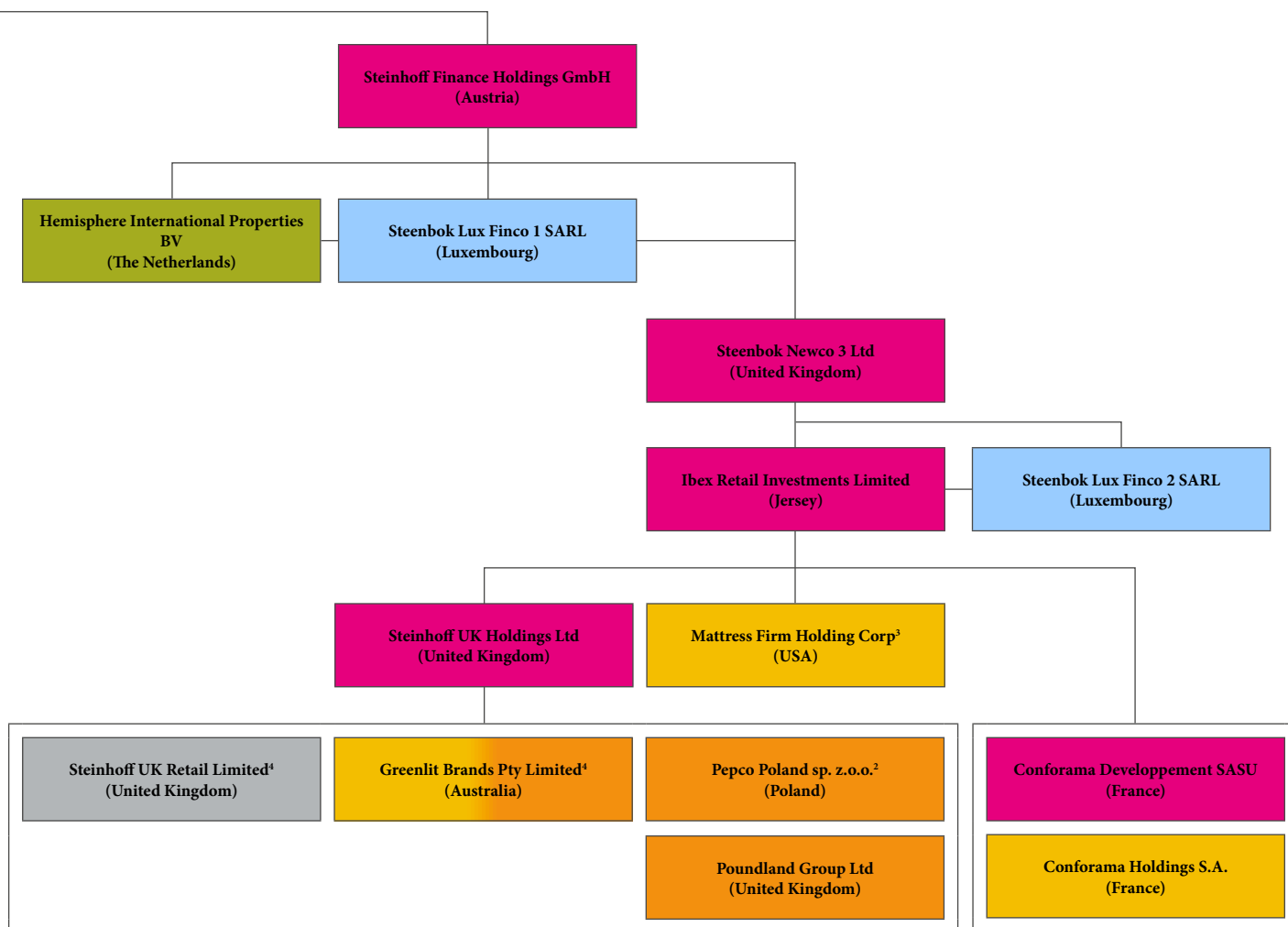

² Non-controlling interest of 2.12%

³ As from 21 November 2018 the Group owns 50.1% of Mattress Firm and recognised the investment as an equity accounted investment from this date.

⁴ Classified as held-for-sale at 30 September 2019, for Greenlit Brands only General Merchandise division

⁵ Certain companies were incorporated within the Group to create a new intermediate holding structure below the Company but above the key no-South African businesses and assets of the Steinhoff Group (the "Steenbok Group"). The newly incorporated parent company of the Steenbok Group is Steenbok Newco 3 Limited.

STEINHOFF INTERNATIONAL HOLDINGS N.V.
 NOTES TO THE CONSOLIDATED FINANCIAL STATEMENTS
 FOR THE PERIOD ENDED 30 SEPTEMBER 2019
continued



The above structure does not indicate direct interests in subsidiaries and unless otherwise indicated, subsidiaries are wholly owned.

STEINHOFF INTERNATIONAL HOLDINGS N.V.
NOTES TO THE CONSOLIDATED FINANCIAL STATEMENTS
FOR THE PERIOD ENDED 30 SEPTEMBER 2019
continued

29. Related-party transactions and control considerations (continued)

29.5 Trading transactions

The following is a summary of material trading transactions and balances outstanding at each reporting date in relation to transactions with investments in equity accounted companies:

	Sales by Group €m	Purchases by Group €m	Admin or management fees received by Group €m
30 September 2019			
Equity Accounted Companies			
KAP and its subsidiaries	6	(24)	-
Mattress Firm	83	-	-
Cofel SAS	3	(69)	-
Other equity accounted companies	-	(1)	-
	92	(94)	-

	Sales by Group €m	Purchases by Group €m	Admin or management fees received by Group €m
30 September 2018			
Equity Accounted Companies			
KAP and its subsidiaries	19	(44)	2
PSG Group Limited	-	-	-
POCO	36	-	-
Cofel SAS	-	(61)	-
Other equity accounted companies	-	-	1
	55	(105)	3

Notes

- a Transactions mainly relates to purchases from PG Bison, a subsidiary of KAP, by the Pepkor Africa building materials segment and purchases from Restonic, a subsidiary of KAP, by the Pepkor Africa furniture, appliances and electronics segment. These transactions occurred in the ordinary course of business.
- b Purchases from Cofel SAS were mainly by Conforama.
- c Majority of these transactions and balances related to funding provided to various equity accounted companies of the Africa property group.

Other transactions have occurred which are individually and globally immaterial.

29.6 Elimination of transactions with equity accounted companies

Management assessed the upstream and downstream transactions between Group companies and equity accounted companies. Inventory turnover of stock items purchased is relatively fast and therefore no material inventory is on hand at period-end that should be eliminated. The remaining transactions are related to services which are recognised as they are delivered and therefore no further eliminations are required.

STEINHOFF INTERNATIONAL HOLDINGS N.V.
NOTES TO THE CONSOLIDATED FINANCIAL STATEMENTS
FOR THE PERIOD ENDED 30 SEPTEMBER 2019
continued

Operating expenses recovered by Group €m	Operating expenses paid by Group €m	Rent received by Group €m	Rebates received by Group €m	Rebates paid by Group €m	Interest received by Group €m	Dividends received by Group €m	Receivables due to Group €m	Payables due by Group €m
-	-	1	2	-	-	-	-	-
(2)	-	-	-	(5)	-	-	1	-
-	(4)	-	-	-	-	-	-	-
-	-	-	-	-	1	-	14	-
(2)	(4)	1	2	(5)	1	-	15	-

Operating expenses recovered by Group €m	Operating expenses paid by Group €m	Rent received by Group €m	Rebates received by Group €m	Rebates paid by Group €m	Interest received by Group €m	Dividends received by Group €m	Receivables due to Group €m	Payables due by Group €m
-	-	-	3	-	-	10	2	(10)
-	-	-	-	-	-	5	-	-
-	-	2	-	-	-	-	1	-
-	-	-	-	-	-	-	1	(18)
-	-	-	-	-	1	-	11	-
-	-	2	3	-	1	15	15	(28)

STEINHOFF INTERNATIONAL HOLDINGS N.V.
NOTES TO THE CONSOLIDATED FINANCIAL STATEMENTS
FOR THE PERIOD ENDED 30 SEPTEMBER 2019
continued

30. *Affiliated-party transactions*

The Group identified entities with which material transactions occurred, but were not assessed to be related parties in terms of IAS 24. Control assessments have been performed on these entities in accordance with IFRS 10. Key elements considered during these assessments were the Group's right to variable returns from the investee, the Group's ability to direct the relevant activities of the investee and the Group's ability to use its power to affect the returns from its involvement from the investee.

Management considered the nature and quantum of the transactions with these affiliated parties and have provided voluntary disclosure, where management deem it relevant, in this note.

Further critical judgements relating to transactions and critical judgements not disclosed elsewhere in the financials are disclosed within this note.

Critical judgement

IAS 24 provides guidance in identifying related parties and transactions with related parties. Management has applied the requirements of IAS 24 in understanding the relationships with various ostensibly independent third parties. Management has used all available information to assess whether entities that were not consolidated, are related parties, when applying the principles of IAS 24. Management concluded that a number of entities did not meet the definition of a related party. Where information procured suggests that transactions with such affiliated parties are on a non-arm's length basis management has provided disclosure thereof.

Transactions with these entities have been presented in this note.

Formal Investments Limited ("Formal")

Formal, a company closely related to a business partner of Markus Jooste, manages some of the Group's UK properties in exchange for an agent's commission amounting to 10% of the rental charged. The amount is not considered material to the Group.

The Group has given notice for termination under this contract.

Campion Group

In January 2019 the Group concluded various agreements with the Campion Group, the main terms of which included the settlement of a number of outstanding loans owing to the Group in exchange for the receipt by the Group of a number of investments including:

- Approximately 25.5 million Brait shares (note 11.1),
- Approximately 30 million Steinhoff shares held by SSUK and Town Investments (note 32, treated as treasury shares for all periods),
- Legal ownership of Town Investments
- Legal ownership of remaining 55% of GT Branding (Steinhoff had previously treated GT Branding as a controlled entity due to its 45% shareholding)

STEINHOFF INTERNATIONAL HOLDINGS N.V.
NOTES TO THE CONSOLIDATED FINANCIAL STATEMENTS
FOR THE PERIOD ENDED 30 SEPTEMBER 2019
continued

30. Affiliated-party transactions (continued)

The following is a summary of transactions to provide disclosure relating to ongoing transactions with the affiliated parties that are in the normal course of business.

	Notes	Sales by Group €m	Admin or management fees received by Group €m	Operating expenses recovered by Group €m	Operating expenses paid by Group €m	Commission paid by Group €m	Finance costs paid by Group €m	Receivables due to Group €m	Payables due by Group €m
2019									
Campion Group	a	78	5	1	(3)	-	-	8	(6)
Formal	b	-	-	-	-	(2)	-	-	-
		78	5	1	(3)	(2)	-	8	(6)
2018									
Campion Group	a	43	-	49	(12)	-	(1)	33	(10)
Formal	b	-	-	-	-	(6)	-	-	(1)
		43	-	49	(12)	(6)	(1)	33	(11)

Notes

- a Sales by the Group are primarily related to Pepkor Africa, through its internal financial administration service operations (Capfin call centre and Van As debt collectors). Pepkor Africa provides administration and collection service to Cencap, related to the JD consumer credit and Capfin loans, provided to Pepkor Africa's customers in return for a fee.
- b The Group pays an agents commission to Formal for the property management of some of the Group's UK properties.

STEINHOFF INTERNATIONAL HOLDINGS N.V.
NOTES TO THE CONSOLIDATED FINANCIAL STATEMENTS
FOR THE PERIOD ENDED 30 SEPTEMBER 2019
continued

31. Remuneration report

31.1 Remuneration

31.1.1 Remuneration of the Management Board and key management personnel

	Basic remuneration ² €'000	Pension contributions €'000
2019		
Danie van der Merwe ⁵	230	11
Louis du Preez	1 200	62
Philip Dieperink ⁶	1 500	62
Theodore de Klerk	958	59
Alexandre Nodale ⁷	1 060	46
Subtotal Management Board	4 948	240
Key management personnel ¹¹	6 828	359
Total Management Board and other key management	11 776	599
2018		
Markus Jooste ⁸	322	4
Ben la Grange ⁹	219	6
Danie van der Merwe	992	36
Louis du Preez ¹⁰	792	44
Philip Dieperink ¹⁰	1 180	69
Theodore de Klerk ¹⁰	629	43
Alexandre Nodale ¹⁰	809	51
Subtotal Management Board	4 943	253
Executive committee ¹¹	9 115	361
Total Management Board and executive committee	14 058	614

¹Other contributions mainly includes company contributions to the medical aid, expense allowances and social taxes.

²Directors' fees were paid with basic remuneration.

³Annual and strategic bonus payments may be deferred at the discretion of the Remcom as approved by the Supervisory Board. The terms of deferral are agreed upon on an annual basis. The 2016 and 2017 bonuses that were deferred to the 2018 Reporting Period were paid in October 2017 prior to the December 2017 events. In addition, the last portion of the deferred strategic bonuses payable in the 2019 Reporting Period to Ben la Grange and Danie van der Merwe were not paid.

⁴Refer to note 32 for details regarding the non-vesting relating to the open grants under the Steinhoff ESRS, as well as Pepkor ESRS and cash-settled scheme applicable to certain key management members.

⁵Resigned on 31 December 2018 as Management Board member.

⁶Resigned on 31 August 2019.

⁷Resigned on 11 April 2019, remuneration for the month of April is included.

⁸Resigned on 5 December 2017.

⁹Resigned on 4 January 2018. Ben la Grange continued to provide services to the Group until September 2018. The consultancy fees paid with regards to these services amounted to €324 072 and were not included in the disclosure above.

¹⁰Appointed on 20 April 2018. The remuneration for 2018 as provided above includes remuneration for the full reporting period as the newly appointed Management Board members were all employed elsewhere in the Group prior to their appointment to the Management Board. The annual, strategic, retention and deferred bonuses paid relate to service prior to becoming a member of the Management Board. The accrued short-term and long-term bonuses relate to services as members of the Management Board.

¹¹Key management personnel remuneration for the 2018 Reporting Period includes the Executive committee until the date of resignation of each of the members and new key management members were included from 1 October 2017.

There are incentive plans for the Management Board based on future key performance indicators on which fulfilment and subsequent approval by Remuneration Committee will result in performance bonuses. Performance bonuses are only recognised once it is probable that it will be achieved.

STEINHOFF INTERNATIONAL HOLDINGS N.V.
NOTES TO THE CONSOLIDATED FINANCIAL STATEMENTS
FOR THE PERIOD ENDED 30 SEPTEMBER 2019
continued

Other company contributions ¹ €'000	Annual bonus paid €'000	Strategic/ Retention bonus paid €'000	Deferred bonus paid ³ €'000	Accrued short-term and long-term bonus €'000	Severance payments €'000	IFRS 2 share-based payment expense ⁴ €'000	Total remuneration and fees €'000
-	-	-	-	-	-	-	241
-	-	-	-	1 462	-	-	2 724
1	-	-	-	1 125	1 500	-	4 188
-	-	-	-	1 083	-	-	2 100
175	-	-	-	-	1 500	-	2 781
176	-	-	-	3 670	3 000	-	12 034
268	1 824	1 210	4 791	1 019	-	409	16 708
444	1 824	1 210	4 791	4 690	3 000	409	28 742
-	-	-	-	-	-	-	326
-	-	-	965	-	-	-	1 190
-	-	-	536	600	-	-	2 164
-	-	482	-	600	-	-	1 918
18	300	-	-	900	-	-	2 467
-	133	-	161	600	-	-	1 566
137	559	-	-	600	-	-	2 156
155	992	482	1 662	3 300	-	-	11 787
615	1 717	436	9 236	548	-	11 434	33 462
770	2 709	918	10 898	3 848	-	11 434	45 249

STEINHOFF INTERNATIONAL HOLDINGS N.V.
NOTES TO THE CONSOLIDATED FINANCIAL STATEMENTS
FOR THE PERIOD ENDED 30 SEPTEMBER 2019
continued

31. Remuneration report *(continued)*

31.1 Remuneration *(continued)*

31.1.2 Remuneration of the Supervisory Board members

	Other Group entities		Steinhoff N.V.	
	2019 €'000	2018 €'000	2019 €'000	2018 €'000
Supervisory Board members that are in office				
Paul Copley ¹	–	–	113	14
Khanyisile Kweyama ²	–	–	143	70
Moirra Moses ²	30	–	162	73
Hugo Nelson ²	–	–	155	73
David Pauker ³	163	–	73	–
Heather Sonn ¹²	61	29	337	285
Peter Wakkie ²	–	–	168	75
Alex Watson ²	35	–	157	73
Supervisory Board members that resigned/retired during the 2018 and 2019 Reporting Periods				
Steve Booysen ⁴	42	29	155	175
Claas Daun ⁵	–	–	–	46
Thierry Guibert ⁶	–	–	–	34
Len Konar ⁵	–	–	–	83
Theunie Lategan ⁵	–	–	–	65
Jayendra Naidoo ⁷	–	–	–	29
Angela Krüger-Steinhoff ³	–	–	107	111
Bruno Steinhoff ^{5,8}	–	–	–	338
Johan van Zyl ⁹	–	–	–	55
Christo Wiese ^{10,11}	–	–	–	257
Jacob Wiese ¹⁰	–	–	–	21
	331	58	1 570	1 877

¹ Paul Copley was nominated to the Supervisory Board in August 2018. Although not officially appointed until the AGM held on 30 August 2019, he received fees for his services provided to the Group in the capacity of a Supervisory Board member.

² Appointed on 20 April 2018

³ David Pauker was nominated to the Supervisory Board in February 2019. Although not officially appointed until the AGM held on 30 August 2019, he received fees for his services provided to the Group in the capacity of a Supervisory Board member.

⁴ Resigned on 30 August 2019

⁵ Retired on 28 February 2018

⁶ Resigned on 2 February 2018

⁷ Appointed on 14 March 2017, resigned on 18 January 2018

⁸ Paid to Bruno Steinhoff Beratungs-und Verwaltungs GmbH as management fees

⁹ Resigned on 17 April 2018

¹⁰ Resigned on 14 December 2017

¹¹ Paid to various entities as management fees. These entities are Grene Properties Proprietary Limited, Chaircorp Proprietary Limited, Titan Financial Services Proprietary Limited and Toerama Proprietary Limited.

¹² Resigned on 18 May 2020.

STEINHOFF INTERNATIONAL HOLDINGS N.V.
NOTES TO THE CONSOLIDATED FINANCIAL STATEMENTS
FOR THE PERIOD ENDED 30 SEPTEMBER 2019
continued

31. Remuneration report (continued)

31.2 Share rights

	Offer date	Conditional vesting date	Number of rights as at 30 September 2018	Number of rights forfeited during the Reporting Period	Number of rights as at 30 September 2019
Management Board					
Danie van der Merwe					
	March 2016	March 2019 ¹	335 509	(335 509)	–
	March 2017	March 2020 ³	490 484	(490 484)	–
			825 993	(825 993)	–
Philip Dieperink					
	March 2016	March 2019 ^{1&2}	122 923	(122 923)	–
	March 2017	March 2020 ^{2&3}	140 462	(140 462)	–
			263 385	(263 385)	–
Theodore de Klerk					
	March 2016	March 2019 ^{1&2}	67 301	(67 301)	–
	March 2017	March 2020 ²	83 438	–	83 438
			150 739	(67 301)	83 438
Alexandre Nodale					
	March 2016	March 2019 ^{1&2}	198 255	(198 255)	–
	March 2017	March 2020 ^{2&3}	294 290	(294 290)	–
			492 545	(492 545)	–
Total Management Board					
			1 732 662	(1 649 224)	83 438

¹ The 2016 grant was assessed during June 2019 and the share rights were forfeited in the 2019 Reporting Period. In April 2020, the 2017 grant was measured against its vesting criteria and due to the performance hurdles not having been met, the 2017 grant did not vest. For the 2019 Reporting Period, the assessment is that the 2017 grant is highly unlikely to vest, therefore no values were attributed to any of the shares in the statement of profit and loss.

² Granted prior to being a Management Board member.

³ Shares forfeited upon resignation.

No new shares were granted during the 2018 or 2019 Reporting Periods.

Refer to note 32 for more details regarding the conditions to exercise the rights.

31.3 Interest in Steinhoff N.V. share capital based on active Board members as at 30 September 2019

	Total shares 30 September 2019	Total shares 30 September 2018
Management Board		
Danie van der Merwe ¹	n/a	5 049 621
Louis du Preez**	5 165	5 165
Philip Dieperink ¹	n/a	526 562
Theodore de Klerk**	194 270	194 270
Alexandre Nodale ¹	n/a	507 941
	199 435	6 283 559
Supervisory Board		
Steve Booysen ¹	n/a	109 074
Angela Krüger-Steinhoff ¹	n/a	825 664
	–	934 738

**No change in shareholding from the previous Reporting Date.

¹ Resigned during the Reporting Period.

The shares disclosed above are the number of shares as declared by the board members.

STEINHOFF INTERNATIONAL HOLDINGS N.V.
NOTES TO THE CONSOLIDATED FINANCIAL STATEMENTS
FOR THE PERIOD ENDED 30 SEPTEMBER 2019
continued

32. Share-based payments

32.1 Employee share scheme

32.1.1 Steinhoff N.V. ESRS

The Company implemented a long term employee share incentive scheme (the "ESRS"). Following the Scheme of Arrangement, Steinhoff N.V. assumed the obligations to grant future share rights to share scheme participants relating to grants since 1 December 2014.

The purpose of the ESRS was to attract and retain key executives and senior employees who are able to influence the performance of the Group, on a basis which aligns the interests of such employees with those of the Group, the relevant employer company and the Company's shareholders.

At grant date the employee receives a right to the shares ("share rights") on the vesting date. The number of shares that will vest depends on whether the performance criteria as determined by the Remcom were met. Vesting is also at the discretion of the Remcom.

The employee share plan is equity-settled.

The ESRS is subject to the following conditions:

- a) Rights are granted to qualifying senior executives on an annual basis;
- b) Vesting of rights occur on the third anniversary of grant date, provided performance criteria, as set by Remcom at or about the time of the grant date, have been achieved; and
- c) In the event of performance criteria not being satisfied by the third anniversary of the relevant annual grant, all rights attaching to the particular grant lapse.

The following performance criteria were set by the Remcom:

- a) The employee's participation in the share scheme will be subject to the financial performance of the Group and the employer, cumulatively over the 3 year period (the "Measurement Period");
- b) It is required that the employee qualify for participation, on a cumulative basis, in the annual incentive bonus scheme as administered by its employer in respect of the Measurement Period; and
- c) The employee having met its key performance indicators over the Measurement Period.

Equity-settlement

The fair value of the deferred delivery shares and the share rights granted to employees is recognised as an employee expense with a corresponding increase in equity. The fair value is measured at grant date and is expensed over the period during which the employees are required to provide services in order to become unconditionally entitled to the equity instruments. The fair value of the instruments granted is measured using generally accepted valuation techniques, taking into account the terms and conditions upon which the instruments are granted. The amount recognised as an expense is adjusted to reflect the actual number of deferred delivery shares and the share rights that vest, except where forfeiture is only due to share prices not achieving the threshold for vesting.

Considering the Group's restated results in the 2017 Reporting Period, management revised previous estimates of the number of shares that will ultimately vest for each open grant. Management's revised estimate is that it is highly unlikely that any further shares will vest under any open grants.

No expenses arising from the Steinhoff ESRS equity settled share-based payments were recognised in profit or loss as part of employee benefit expense in the 2018 or 2019 Reporting Periods.

Set out below are summaries of share rights granted under the plan. Legally these rights are still outstanding, but management's assessment is that no further shares will be issued under open grants.

STEINHOFF INTERNATIONAL HOLDINGS N.V.
NOTES TO THE CONSOLIDATED FINANCIAL STATEMENTS
FOR THE PERIOD ENDED 30 SEPTEMBER 2019
continued

32. Share-based payments *(continued)*

32.1 Employee share scheme *(continued)*

32.1.1 Steinhoff N.V. ESRS *(continued)*

	30 September 2019 Number of rights	30 September 2018 Number of rights
The number of share rights outstanding is:		
Outstanding at the beginning of the period	15 664 513	33 569 687
Forfeited during the period ¹	(8 183 186)	(17 905 174)
Outstanding at the end of the period	7 481 327	15 664 513

¹ Certain divisions and individuals did not meet performance targets for the share vesting and forfeited their share rights. The forfeitures in the 2019 Reporting Period included all remaining shares under the 2016 grant.

Assumptions

The fair value of services received in return for share rights granted is measured by reference to the fair value of the share rights granted. The estimated fair value of the services received is measured based on the assumption that all vesting conditions are met and all employees remain in service. The pricing model used was the Monte Carlo simulation. The volatility was estimated using the Company's daily closing share price over a rolling three-year period.

	2017 grant
Fair value of share rights and assumptions:	
Fair value at grant date	€4.70
Share price at grant date	€4.98
Expected volatility	77.07%
Dividend yield	0.00%
Risk-free interest rate	6.66%
Date of grant	1 March 2017
Conditional date of vesting	1 March 2020
Exercise price	–

Refer to note 31.2 for the Management Board's interests in the employee share scheme.

32.1.2. Pepkor Africa ESRS

During the 2019 Reporting Period Pepkor Africa granted 13 167 723 (2018:11 262 942) of its own shares to qualifying employees under the Pepkor share-rights scheme. The grant remains subject to meeting certain performance conditions over the three-year vesting period. 421 039 (2018: 1 536 588) were forfeited during the 2019 Reporting Period due to employees leaving the Group. The scheme is considered equity-settled and was valued using the Monte Carlo simulation model. This scheme did not result in a material charge to profit or loss for the Reporting Period.

32.1.3. Cash-settled scheme

The Group has one cash-settled share scheme at a subsidiary level. The total expense arising from the cash-settled share-based payment of €18 million (2018: €18 million), was recognised in the statement of profit or loss as part of the employee benefit expense. The expense is calculated by estimating the market value of the subsidiary at pre-determined exit dates and discounting these estimated payments at the subsidiary's WACC rate. The liability is presented as employee benefits. Refer to note 4.3.2 and note 20.

STEINHOFF INTERNATIONAL HOLDINGS N.V.
NOTES TO THE CONSOLIDATED FINANCIAL STATEMENTS
FOR THE PERIOD ENDED 30 SEPTEMBER 2019
continued

32. Share-based payments *(continued)*

32.2 Share-based payment expenses relating to share funding transactions

The Group supported several entities in acquiring Steinhoff shares via loan funding in the past. Where the acquisition of Steinhoff shares is funded with a loan from the Group that has no recourse to any asset other than those shares, the borrower does not carry the risk of a decline in the share price. The borrower will only benefit from any increase in the share price above the loan balance, and therefore, the borrower's exposure is effectively the same as a purchased call option on the shares.

Critical judgement

The substance of an arrangement as described above, is that the Group has issued a call option on its own shares to the borrower, requiring a share-based payment expense (with a corresponding increase in equity) based on the fair value of the goods or services received, or the fair value of the equity instruments granted. In addition, the loan granted to the borrower is recognised as a debit to equity (i.e. treasury shares held by agents), and the funded shares are only treated as issued share capital once the related loan funding has been settled.

The only remaining share purchase arrangements still open during the 2019 and 2018 Reporting Periods pertain to SSUK and Town Investments.

These entities form part of the Champion Group. There remains uncertainty with respect to the relevant activities of these entities, which are part of the Champion Group, which could extend beyond transactions with the Group, although it appears that the purpose of the entities was to hold Steinhoff shares. Management has concluded that the Group does not control these entities. Despite not consolidating these entities the Steinhoff shares held by SSUK and Town Investments were recognised as treasury shares, together with the related share-based payments arising from transactions with these entities.

In January 2019 the Group concluded various settlement agreements with the Champion Group, the main terms of which included the settlement of a number of outstanding loans owing to the Group in exchange for the receipt by the Group of a number of investments including, amongst others, approximately 30 million Steinhoff shares held by SSUK and Town Investments.

The in-substance options relating to SSUK expired in the 2019 Reporting Period without complete settlement of the respective loans and some of the underlying Steinhoff shares were returned to Steinhoff N.V. as part of the Champion settlement agreement concluded during January 2019. The settlement agreement stipulated that a portion of the Steinhoff shares will be returned and the loan to be settled. The accounting treatment for the modification to the terms of the option will relate to the extent of the shares retained by SSUK (i.e. the strike price of the option has been modified from the loan balance to zero for the proportion not returned), additional IFRS 2 charge of €1 million was raised during the 2019 Reporting Period. The relating share-based payment reserve was released to retained earnings. Refer to note 29.

STEINHOFF INTERNATIONAL HOLDINGS N.V.
NOTES TO THE CONSOLIDATED FINANCIAL STATEMENTS
FOR THE PERIOD ENDED 30 SEPTEMBER 2019
continued

32. Share-based payments *(continued)*

32.2 Share-based payment expenses relating to share funding transactions *(continued)*

b) Town Investments

Refer to note 30 for details regarding the origin of the transaction.

Based on the information obtained from management's further investigations into the transaction, it appears as if the introduction of Town Investments' shareholding into the structure lacked commercial substance.

The only assets held by Town Investments is the Steinhoff shares, and the repayment of the loan to the Group is therefore dependent on the performance of the underlying Steinhoff shares. Similar to the considerations already mentioned in this note, the substance of this arrangement is considered to be akin to the granting of a call option on Steinhoff shares. An equity-settled share-based payment expense should therefore be recognised on grant date of the loan. In addition, since the above-mentioned shares are considered to be subject to a call option, the funding advanced to Town Investments is recognised as a debit to treasury shares until the option is exercised.

Since it was not possible for the Group to directly determine the fair value of the goods or services derived from the share purchase and funding transaction, the fair value was indirectly measured with reference to the fair value of the equity instruments granted.

The option is deemed to be exercised on the settlement date with Campion on 4 January 2019 (being the maturity date) during the 2019 Reporting Period. As all the underlying Steinhoff shares were returned to the Group, it would be of no accounting consequence as it would be akin to the expiration of an option without being exercised. Steinhoff N.V. would continue to present the shares retained as treasury shares until they are re-issued. The share-based payment reserve was cleared to retained earnings.

32.3 Share-based payment expense – equity-settled relating to loans granted

	30 September 2019 €m	30 September 2018 €m
SSUK	1	1

32.4 Reconciliation of the share-based payment reserve

	Notes	30 September 2019 €m	30 September 2018 €m
Balance at the beginning of the year		14	7
Transfer to accumulated losses due to share scheme		-	2
Adjustments to share based payment reserve:			
SSUK options expired		(14)	-
Through profit or loss: Employee benefit expense (Pepkor Africa ESRS)	4.3.2	6	4
Through profit or loss: Equity options on loans	4.2.5	1	1
Balance at the end of the period		7	14

STEINHOFF INTERNATIONAL HOLDINGS N.V.
NOTES TO THE CONSOLIDATED FINANCIAL STATEMENTS
FOR THE PERIOD ENDED 30 SEPTEMBER 2019
continued

33. Defined pension benefits

33.1 The financial details of the different funds and the effect on the Group's Consolidated Financial Statements are:

	Conforama Pension Fund		Homestyle Pension Fund	
	30 September 2019 €m	30 September 2018 €m	30 September 2019 €m	30 September 2018 €m
The amount included in the consolidated statement of financial position arising from the entity's obligation in respect of its defined benefit plans are as follows:				
Present value of funded defined benefit obligations	(66)	(52)	(85)	(76)
Fair value of plan asset	-	-	89	72
Net liability arising from defined benefit obligations	(66)	(52)	4	(4)
Components of defined benefit cost recognised in total comprehensive income				
Total service cost	(2)	(1)	(1)	-
Net interest expense	(1)	(1)	-	-
Other expenses	-	-	(1)	(1)
Components of defined benefit cost recognised in profit or loss	(3)	(2)	(2)	(1)
Remeasurement on the net defined benefit liability:				
Return on plan assets (excluding amounts included in net interest expense)	-	-	17	1
Remeasurement gains/(losses) arising from changes in:				
Demographic assumptions	(3)	(3)	1	-
Financial assumptions	(11)	2	(12)	1
Experience adjustments	1	(3)	-	(1)
Components of defined benefit cost recognised in other comprehensive income	(13)	(4)	6	1
	(16)	(6)	4	-
Movements in the present value of the defined benefit obligations				
Opening defined benefit obligations	(52)	(48)	(76)	(79)
Current service cost	(3)	(3)	-	-
Net interest expense	(1)	(1)	(2)	(2)
Remeasurement gains/(losses) arising from changes in:				
Demographic assumptions	(3)	(3)	1	-
Financial assumptions	(11)	2	(12)	1
Experience adjustments	1	(3)	-	(1)
Past service cost	1	2	(1)	-
Benefits paid	2	2	6	4
Exchange differences on consolidation of foreign subsidiaries	-	-	(1)	1
Closing defined benefit obligations	(66)	(52)	(85)	(76)
Movements in the fair value of the plan assets				
Opening fair value of plan assets	-	-	72	73
Interest income	-	-	2	2
Return on plan assets (excluding amounts included in net interest expense)	-	-	17	1
Employer contributions	2	2	5	3
Other expenses	-	-	(1)	(1)
Settlements	-	-	-	-
Benefits paid	(2)	(2)	(5)	(4)
Exchange differences on consolidation of foreign operations	-	-	(1)	(2)
Closing fair value of plan assets	-	-	89	72

STEINHOFF INTERNATIONAL HOLDINGS N.V.
NOTES TO THE CONSOLIDATED FINANCIAL STATEMENTS
FOR THE PERIOD ENDED 30 SEPTEMBER 2019
continued

33. Defined pension benefits *(continued)*

33.1 The financial details of the different funds and the effect on the Group's Consolidated Financial Statements are:
(continued)

	Conforama Pension Fund		Homestyle Pension Fund	
	30 September 2019 €m	30 September 2018 €m	30 September 2019 €m	30 September 2018 €m
The major categories of plan assets are:				
Equities/diversified growth fund	–	–	55	36
Bonds	–	–	33	26
Cash	–	–	1	10
Total market value of assets	–	–	89	72
The principal assumptions used for the purposes of the actuarial valuations are:				
Discount rate	1.8%	1.5%	1.7%	2.8%
Expected rates of salary increase	1.5%	1.5%	n/a	n/a
Inflation	1.5%	1.5%	2.1%	3.2%

STEINHOFF INTERNATIONAL HOLDINGS N.V.
NOTES TO THE CONSOLIDATED FINANCIAL STATEMENTS
FOR THE PERIOD ENDED 30 SEPTEMBER 2019
continued

34. Assets and liabilities classified as held-for-sale

The following table presents detail of the assets and liabilities that have been classified as held-for-sale as at 30 September 2019. The balances disclosed below include impairments recognised on the date of classification as held-for-sale.

	Notes	Greenlit Brands – General Merchandise			
		Automotive	Blue Group	European Properties	European Properties
		€m	€m	€m	€m
At 30 September 2019					
Assets					
Goodwill		–	–	–	–
Intangible assets		68	3	–	–
Property, plant and equipment		116	29	–	225
Investment properties		–	–	–	–
Investment in equity accounted companies	10	–	–	–	–
Other financial assets	11	26	–	–	–
Deferred tax assets	6.4	21	1	22	–
Inventories		195	57	114	–
Trade receivables		52	14	15	7
Other receivables		3	9	–	1
Cash and cash equivalents		83	45	10	–
Total assets		564	158	161	233
Liabilities					
Borrowings	16	(18)	–	(3)	–
Provisions	21	(35)	(22)	(25)	(2)
Deferred tax liabilities	6.4	(16)	–	–	–
Trade payables		(193)	(120)	(77)	(6)
Other payables		(27)	(14)	(28)	(4)
Total liabilities		(289)	(156)	(133)	(12)
Net assets after impairments		275	2	28	221
Non-controlling interest		–	–	–	–
Impairments recognised through profit or loss		(47)	(50)	(93)	–
Reserves relating to assets held-for-sale and disposal groups		(2)	64	–	31

* Sherwood assets and liabilities reflected at 100%.

Fair values of assets and liabilities classified as held-for-sale

Assets and liabilities classified as held-for-sale during the Reporting Period was measured at the lower of its carrying amount and fair value less costs to sell at the time of the reclassification, resulting in impairments recognised through profit and loss as disclosed above. The fair value, of the disposal groups that were impaired, were determined using signed sales agreements. Refer to note 1 for information about the sales agreements and the counter-parties to these agreements.

STEINHOFF INTERNATIONAL HOLDINGS N.V.
NOTES TO THE CONSOLIDATED FINANCIAL STATEMENTS
FOR THE PERIOD ENDED 30 SEPTEMBER 2019
continued

Africa Properties	Sherwood*	Abra	Conforama - France store closure	Total
€m	€m	€m	€m	€m
-	24	-	-	24
-	-	1	-	72
95	10	3	64	542
70	-	-	-	70
12	-	-	-	12
-	-	-	-	26
6	-	-	-	50
1	6	6	-	379
2	10	-	-	100
1	-	-	-	14
-	16	2	-	156
187	66	12	64	1 445
-	-	-	-	(21)
-	-	-	-	(84)
-	-	-	-	(16)
(3)	(12)	(9)	-	(420)
-	(1)	-	-	(74)
(3)	(13)	(9)	-	(615)
184	53	3	64	830
-	(3)	-	-	(3)
(31)	(31)	-	-	(252)
-	1	-	-	94

STEINHOFF INTERNATIONAL HOLDINGS N.V.
NOTES TO THE CONSOLIDATED FINANCIAL STATEMENTS
FOR THE PERIOD ENDED 30 SEPTEMBER 2019
continued

34. Assets and liabilities classified as held-for-sale *(continued)*

The following table presents detail of the assets and liabilities that have been classified as held-for-sale as at 30 September 2018. The balances disclosed include impairments recognised on the date of classification as held for sale.

	Notes	Automotive
		€m
Balance at 30 September 2018		
Assets		
Goodwill	8	–
Intangible assets	8	85
Property, plant and equipment	9	129
Investment in equity accounted companies	10	–
Investments and loans	11	16
Deferred tax assets	6.4	17
Inventories		204
Trade receivables		51
Other receivables		11
Cash and cash equivalents		77
Total assets		590
Liabilities		
Borrowings	16	(19)
Provisions	21	(33)
Deferred tax liabilities	6.4	(19)
Trade payables		(202)
Other payables		(29)
Total liabilities		(302)
Net assets		
		288
Impairments recognised through profit or loss		(38)
Reserves relating to assets held-for-sale and disposal groups	25	47

STEINHOFF INTERNATIONAL HOLDINGS N.V.
 NOTES TO THE CONSOLIDATED FINANCIAL STATEMENTS
 FOR THE PERIOD ENDED 30 SEPTEMBER 2019
continued

Mattress Firm	Steinpol	POCO	Other	Total
€m	€m	€m	€m	€m
2	-	-	-	2
521	2	-	-	608
162	14	-	9	314
-	-	271	-	271
34	-	-	-	50
-	-	-	-	17
184	14	-	-	402
59	11	-	-	121
27	4	-	-	42
14	9	-	-	100
1 003	54	271	9	1 927
(254)	-	-	-	(273)
(188)	-	-	-	(221)
(120)	(26)	-	-	(165)
(287)	(26)	-	-	(515)
(59)	(24)	-	-	(112)
(908)	(76)	-	-	(1 286)
95	(22)	271	9	641
-	(3)	(24)	-	(65)
97	4	-	-	148

STEINHOFF INTERNATIONAL HOLDINGS N.V.
NOTES TO THE CONSOLIDATED FINANCIAL STATEMENTS
FOR THE PERIOD ENDED 30 SEPTEMBER 2019
continued

34. Assets and liabilities classified as held-for-sale *(continued)*

The following table present a roll-forward of certain non-current assets transferred to held-for-sale during the 2019 Reporting Period

	Notes	Goodwill €m	Other Intangible Assets €m	Property Plant and Equipment and Investment Property €m
Balance at 30 September 2018		2	608	314
Transfer to assets held-for-sale	8 & 9	107	49	593
Disposal of subsidiary	1.4	(2)	(538)	(183)
Impairments in accordance with IFRS 5	1.2.1	(83)	(36)	(119)
Exchange differences on consolidation of foreign operations		-	(11)	7
Balance at 30 September 2019		24	72	612

STEINHOFF INTERNATIONAL HOLDINGS N.V.
NOTES TO THE CONSOLIDATED FINANCIAL STATEMENTS
FOR THE PERIOD ENDED 30 SEPTEMBER 2019
continued

35. Events occurring after the Reporting Period

Disposals of non-core assets to raise funds to repay debt

- On 15 November 2019, Alteri Investors, the specialist European retail sector investor, has reached agreement to acquire Blue Group Hold Co Ltd, owner of Bensons for Beds, Harveys Furniture and upholstery & bedding manufacturers Relyon, Steinhoff UK Beds and Formation Furniture, from the Group for a consideration of €9.3 million.
- On 18 November 2019, the Group announced that Greenlit Brands Pty Ltd, its wholly-owned Australasian subsidiary, has reached an agreement to divest its General Merchandise division to Allegro Funds for €25 million.
- On 25 November 2019 the company sold 74.9% of the issued ordinary shares of Unitrans Motors Holdings Proprietary Limited to CFAO Holdings South Africa Proprietary Limited for proceeds of €239 million (ZAR3.9 billion) which includes repayment of shareholder loan of €42 million (ZAR689 million) and pre-acquisition dividend of €8 million (ZAR125 million).
- On 19 December 2019 the company sold the remaining 25.1% of the issued ordinary shares of Unitrans Motors Holdings Proprietary Limited to Kapela for proceeds of €56 million (ZAR886.1 million).
- In January 2020, the Group finalised the sale of its 80% equity holding in US manufacturer, Sherwood, to Tempur Sealy for an amount of €47.3 million.
- After year-end the Group decided to dispose of the Conforama Iberia business and embarked on a process to identify potential buyers. An agreement of sale was signed in February 2020, however following the uncertainties around COVID-19 this transaction has subsequently lapsed.
- Subsequent to the 2019 Reporting Date, properties within the European Properties group has been disposed for total proceeds of €272 million.

Debt refinancing

- On 15 October 2019, Hemisphere and its lenders entered into an amendment and restatement deed which amended the term loan agreement and intercreditor agreement in order to incorporate guarantee obligations (between Hemisphere and its subsidiaries in respect of the debt under the term loan facility agreement) and confirm the remaining security to be provided to the lenders.

Buyout of minority interest

- During May 2020, Steinhoff Finance Investments Proprietary Limited, the registered beneficial holder of 92% of the issued share capital in Mons Bella Private Partner Investment Proprietary Limited, holder of IEP interest, has acquired the remaining 8% of Mons Bella's issued shares from Chestnut Hill Investments 288 Proprietary Limited (an entity otherwise unrelated to the Group) ("Chestnut Hill") for ZAR72 million (€4 million). The purchase also concludes all legal disputes between the parties. Deal closed on 15 May 2020.

Corporate activity after the reporting date

- As part of the Group's stated ambition to reduce gearing and the cost of funding while diversifying its sources of funding, Pepkor Africa successfully raised ZAR1 billion in three and five-year bonds issued on 10 March 2020 under its R10 billion domestic medium-term note programme that was approved by the JSE on 2 March 2020. The bonds issued consist of ZAR800 million three-year floating rate notes with a coupon rate of three-month Jibar plus 159 bps and ZAR206 million five-year floating rate notes with a coupon rate of three-month Jibar plus 174 bps. The proceeds from the bond issuance were used to settle the majority of the ZAR1.5 billion bridge funding facility that was repayable in 2020. Pepkor's credit rating was affirmed by Moody's Investors Services on 6 April 2020.
- On 23 June 2020 Pepkor Africa announced a non-pre-emptive placement of up to 172.5 million ordinary shares in the authorised but unissued share capital of the Pepkor Africa to certain institutional investors, representing up to 4.95% of Pepkor Africa's existing issued ordinary shares. The placement was a precautionary measure to strengthen Pepkor Africa's financial flexibility and liquidity position in the light of the continuing COVID-19 pandemic and resulting macro-economic pressure. On 24 June 2020 Pepkor Africa announced the successful implementation of this bookbuild having placed the full 172.5 million shares and raised ZAR1.9 billion. Steinhoff N.V. did not participate in this transaction.
- The following preference dividends were declared and paid by SINVAH after the reporting period to shareholders of the 15 000 000 cumulative, non-redeemable, non-participating, variable rate preference shares issued by SINVAH.

Period applicable	Date paid	Gross dividend per share	
		ZAR cents	EUR cents
1 July 2019 to 31 December 2019	Monday, 30 April 2010	416.9075	25.5842

STEINHOFF INTERNATIONAL HOLDINGS N.V.
NOTES TO THE CONSOLIDATED FINANCIAL STATEMENTS
FOR THE PERIOD ENDED 30 SEPTEMBER 2019
continued

35. Events occurring after the Reporting Period *(continued)*

Changes to the Supervisory Board

- Ms. Heather Sonn, Chairperson of the Supervisory board of the Company, has tendered her resignation from all functions at the Group, and specifically as the Chairperson of both the Company and SINVH., as of 18 May 2020.
- On 22 May 2020, the Supervisory Board appointed Ms Moira Moses as Chairperson of the Supervisory Board, effective immediately.

Legal proceedings

Various legal proceedings have been instituted against the Group during the 2019 Reporting Period. The Group has carefully considered the legal proceedings and those deemed to be material adjusting events after the reporting period have been disclosed as contingent liabilities in note 22. Legal proceedings not considered adjusting subsequent events are included in this note.

Consolidation ruling

- Steinhoff N.V. is engaged in a host of legal proceedings in South Africa and, while the individual litigants differ, Steinhoff considers that there are sufficient overlapping issues and witnesses that renders it more efficient for these proceedings to be consolidated. On 30 April 2020 the Cape High Court dismissed an application for the consolidation of all the litigation based in South Africa. The consolidation application was a procedural request and did not deal with the merits of the underlying matters. The suitability of a consolidation application may be reconsidered by the Court at a later date once matters have been set down and dates for trial applied for, providing an opportunity for Steinhoff N.V. to re-assess this option at that point.

Competition Commission vs SIHPL and Others

- This matter involves two referrals issued by the Competition Commission during November 2019. Under the first referral, the Competition Commission has charged a previous subsidiary of SIHPL, namely KAP Diversified Industrial Proprietary Limited ("KAP") of having colluded during the period 2009 to 2014 with its sole local competitor, namely Sonae Arauco South Africa Proprietary Limited ("Sonae") in that they allegedly fixed prices of certain timber products which they both manufactured and sold to merchants. In the second (related) referral, the Competition Commission has charged SIHPL itself with having committed the same offence during that period. The Competition Commission contends that the actual perpetration of the transgressions occurred between representatives of the sale staff of a subsidiary of KAP and their colleagues employed by Sonae. It is not alleged that any SIHPL employee participated in the alleged price fixing or that SIHPL knew or ought to have known that the transgressions were being perpetrated. The Competition Commission seeks a finding against SIHPL exclusively on a contention that by virtue of its shareholding in the KAP group it controlled the business and affairs of KAP and its subsidiaries. SIHPL has initiated review proceedings in the High Court of South Africa to set aside the referral by the Competition Commission.

Thibault Claimants v Steinhoff N.V. and SIHPL

- Thibault and Upington (subsequently substituted by Titan) ("Thibault Claimants") have instituted a claim against Steinhoff N.V. and SIHPL on 26 April 2018 for the cancellation of subscription agreements based on alleged misrepresentation and restitution as follows:
 - i. contractual claim by the Thibault claimants against SIHPL for an amount of ZAR34.7 billion (€2.1 billion) based on the subscription agreement entered into between the parties on 25 November 2014, in terms of which Thibault subscribed for 609 million ordinary shares in SIHPL.
 - ii. a claim by Thibault against Steinhoff N.V. for restitution of the assets distributed by SIHPL to Steinhoff N.V. in terms of the scheme of arrangement
 - iii. a claim of damages by Upington, in the amount of €1.59 billion based on subscription agreements whereby Upington subscribed for a combined total of 314 million Steinhoff shares for €1.59 billion. Upington was replaced by Titan as claimant after selling and ceding its claims to Titan. During July 2019, Conservatorium Holdings LLC, the legal successor in title to Upington's lenders ("Conservatorium") was granted leave, through Dutch legal proceedings, to levy a prejudgment attachment on Upington's claims against Steinhoff N.V. and SIHPL. As such, in March 2020 Conservatorium initiated intervention proceedings in the High Court of South Africa, for Conservatorium and Upington to be named as plaintiffs in the proceedings. Proceedings are ongoing.

After the Reporting Period, a letter of demand was issued by Newco 2A to Titan dated 22 October 2019. Subsequently, a claim was instituted by Titan on 28 October 2019 against SFHG and Newco 2A for €200 million in response to the Titan letter of demand. SFHG and Newco 2A has defended the action and has raised jurisdictional points. It is management's view that the Titan receivable remains recoverable. Pleadings have closed.

The following legal proceedings have been instituted against the Group after the 2019 Reporting Period and has been deemed as material adjusting events after reporting period and disclosed as contingent liabilities in note 22.

- *Michael John Morris vs SIHPL*
- *Paul Ronald Potter vs SIHPL*
- *Francois Johan Malan vs SIHPL*
- *Peter Andrew Berry vs SIHPL*
- *Andre Frederick Botha vs SIHPL*
- *Warren Wendell Steyn vs SIHPL*
- *Conservatorium Holdings LLC vs SIHPL, Steinhoff N.V. and 5 Others*

On 26 June 2020, De Bruyn's application for certification was dismissed by the Johannesburg High Court. De Bruyn was ordered to pay the costs of the respondents who had opposed the application, including the costs of two counsel, where two counsel were employed.

STEINHOFF INTERNATIONAL HOLDINGS N.V.
NOTES TO THE CONSOLIDATED FINANCIAL STATEMENTS
FOR THE PERIOD ENDED 30 SEPTEMBER 2019
continued

35. Events occurring after the Reporting Period *(continued)*

COVID-19

The ongoing COVID-19 pandemic is causing significant disruptions both on the supplier and demand side for the Group since its outbreak in February 2020.

- The scale and scope of the global effort to bring the pandemic under control has broadened, resulting in various restrictions on trade, with the United Kingdom, South Africa, the USA and Australia all adopting increased social distancing and other lockdown measures.
- It is expected that the lockdown measures will severely impact the South African economy and the retail sector as consumers face increased unemployment and hardship.
- COVID-19 is a non-adjusting event for the Group in the 2019 Reporting Period and will therefore not have an impact on recognition and measurement of assets and liabilities in the 2019 Reporting Period.

Supply-side impacts

At the beginning of the outbreak in February, attention was focused on efforts to mitigate disruption in the supply chain. Many of the businesses in the Group source products from various countries in Asia and some factory supply was negatively impacted by the outbreak and spread of COVID-19. The Group's supply chain is well-diversified and flexible, allowing it to respond rapidly to anticipated inventory shortages and other sourcing challenges. The Group benefited from this agility and was able to address and mitigate these issues, wherever possible, through alternative sourcing and other arrangements. More recently, the affected factories have reopened and are rebuilding capacity.

Shipments of goods from Asian ports were also restricted once production was re-established but proactive management of stock in the supply chain, including swift utilisation of capacity freed up by order cancellations elsewhere, helped reduce the impact. The situation has continued to improve as port operation returns to normal. Overall, while we are still experiencing some delays in sourcing product, these are now reducing and we continue to offset the impact through mitigation strategies.

Demand-side impacts

Many of the countries in which we do business have implemented broad-based steps to contain the spread of COVID-19, resulting in significant restrictions on movement and public gatherings, and the closure of commercial facilities. These measures have resulted in the partial or full closure of a number of our general merchandise stores, or restrictions on trading hours, in a number of European markets including France, Spain, Poland and the Czech Republic.

As a result, turnover has reduced, particularly in general merchandise, and this will continue for the duration of these restrictions. The performance of our FMCG focused businesses has been more resilient, partially offsetting this impact.

Conforama France

The position of Conforama's business in France has remained uncertain in the period following the COVID-19 outbreak and to date, the Group has been unable to secure the state-guaranteed loan, for which it was eligible, to support the business through this difficult period. Conforama France is currently exploring near term options, including a potential sale of the business. All stores have reopened post-closing due to COVID-19 restrictions and trade has been above the initial post opening expectations through end of June 2020.

Conclusion

The extent and duration of the current restrictions on trade remain uncertain and it is too early to determine the exact impact of the pandemic on the performance of the Group for the 2020 financial year. It is clear, however, that the virus outbreak and resulting restrictions will have a negative impact on overall turnover and the underlying business performance during this period.

Operating companies are implementing plans to strengthen their cashflows through both proactive management of their forward purchase order commitments and, where appropriate, by the use of flexible working contracts. The inherent strength and flexibility of the Group's sourcing arrangements is also providing important additional support.

Management are continuing to take an active approach, implementing a range of mitigating strategies to protect profitability and cashflow. Immediate and significant actions are being implemented to reduce costs and optimise liquidity. These include reducing operating expenditures, reducing stock of goods impacted by the trading restrictions, actions to optimise working capital, stopping all but essential capital expenditure, and making use of tax payment and other government relief measures where available.

COVID-19 is a non-adjusting event for the Group in the 2019 Reporting Period and will therefore not have an impact on recognition and measurement of assets and liabilities in the 2019 Reporting Period. It is however a disclosure item. While the Group is confident that the actions it is taking to address the impacts of COVID-19 are appropriate and timely, the situation remains fast moving and uncertain and is being kept under constant review. Refer to note 8.1 for sensitivity analysis done.

STEINHOFF INTERNATIONAL HOLDINGS N.V.
NOTES TO THE CONSOLIDATED FINANCIAL STATEMENTS
FOR THE PERIOD ENDED 30 SEPTEMBER 2019
continued

36. *Changes in accounting policies*

On 1 October 2018, the Group adopted the following accounting standards, effective for financial years ending on or after 1 January 2018. The restatement did not have any material impact on the statement of financial position and statement of cash flows, nor basic earnings per share, diluted earnings per share, headline earnings per share or diluted headline earnings per share.

36.1 IFRS 9: Financial Instruments

IFRS 9: Financial Instruments (replacing IAS 39: Financial Instruments: Recognition and Measurement) addresses the classification, measurement and derecognition of financial assets and liabilities, introduces new rules for hedge accounting and a new impairment model for financial assets. The key impact of IFRS 9 for the Group is due to the new impairment model for financial assets as set out below:

36.1.1 Classification and measurement of financial instruments

The group has reviewed and assessed existing financial assets as at 1 October 2018, based on the facts and circumstances that existed at that date, and concluded that the initial application of IFRS 9 has had the following impact on the group's financial assets with regard to their classification:

Instrument	Classification: IAS 39	Classification: IFRS 9
Trade and other receivables	Loans and receivables	Amortised cost
Loans to customers	Loans and receivables	Amortised cost
Unlisted investments	Available for sale	Fair value through other comprehensive income
Derivative financial instruments	Derivatives accounted for as hedges	Derivatives accounted for as hedges
Financial guarantees	Other financial liabilities	Financial liability at amortised cost

36.1.2 Impairment of financial assets under the new impairment model

The new impairment model applies to financial assets classified at amortised cost, debt instruments measured at FVOCI, contract assets under IFRS 15: Revenue from Contracts with Customers, lease receivables, loan commitments and certain financial guarantee contracts

At initial recognition, an impairment allowance (or provision in the case of commitments and guarantees) is required for ECL resulting from default events that are possible within the next 12 months. In the event of a significant increase in credit risk, an allowance (or provision) is required for ECL resulting from all possible default events over the expected life of the financial instrument.

The key impact of IFRS 9 is the new impairment model for financial assets, impacting the Group's debtors and loan books. The new impairment model reflects expected credit losses based on forward-looking information as opposed to incurred credit losses under IAS 39. The following approaches have been adopted across the Group:

Financial asset	Approach
Retail debtors	Simplified approach
Loans to customers	General impairment model
Instalment sale receivables	General impairment model
Credit sales through store cards	General impairment model
Loans to employees and key management	General impairment model
Loan to associate	General impairment model

Financial assets where a 12-month ECL is recognised are considered to be 'stage 1'; financial assets that are considered to have experienced a significant increase in credit risk are in 'stage 2'; and financial assets for which there is objective evidence of impairment are considered to be in default or otherwise credit impaired are in 'stage 3'. The assessment of credit risk and the estimation of ECL is unbiased and probability-weighted and incorporates all available information that is relevant to the assessment, including information about past events, current conditions and reasonable and supportable forecasts of economic conditions at the reporting date. In addition, the estimation of ECL takes into account the time value of money.

STEINHOFF INTERNATIONAL HOLDINGS N.V.
NOTES TO THE CONSOLIDATED FINANCIAL STATEMENTS
FOR THE PERIOD ENDED 30 SEPTEMBER 2019
continued

36. Changes in accounting policies *(continued)*

36.1 IFRS 9: Financial Instruments *(continued)*

36.1.2 Impairment of financial assets under the new impairment model *(continued)*

As a result, the recognition and measurement of impairment is intended to be more forward-looking than under IAS 39 and the resulting impairment charge will tend to be more volatile. It will also tend to result in an increase in the total level of impairment allowances, since all financial assets will be assessed for at least 12-month ECL and the population of financial assets to which lifetime ECL applies is likely to be larger than the population for which there is objective evidence of impairment in accordance with IAS 39.

For financial assets where objective evidence of impairment exists (stage 3), the standard requires interest income to be calculated on the carrying value of the debtors, after allowance for expected credit losses based on the original effective interest rate.

For trade and other receivables without a significant financing component, the Group has adopted the simplified approach that recognises lifetime ECL regardless of the stage classification. The Group applied a provision matrix based on historical credit loss experience, which was adjusted for forward-looking factors applicable to the trade and other receivables balances and economic factors.

36.1.3 Accounting treatment of debt premium on modified debt instruments

Under the Hemisphere debt restructure certain lenders were eligible to receiving certain fees in the event of a successful restructure. It was management's view that the nature of the fees was akin to an enhancement of the return to be earned by the lenders to encourage them to take up the new debt instruments arising from the restructure process.

Under IAS 39 it was not specified how to account for such modification gains/losses and the Group elected to spread these fees over the maturity of the debt as what was the general practice. IFRS 9 states that debt premiums shall be expensed at the time of modification.

STEINHOFF INTERNATIONAL HOLDINGS N.V.
NOTES TO THE CONSOLIDATED FINANCIAL STATEMENTS
FOR THE PERIOD ENDED 30 SEPTEMBER 2019
continued

36. Changes in accounting policies (continued)

36.1 IFRS 9: Financial Instruments (continued)

36.1.4 Effect of adopting IFRS 9: Financial Instruments

The Group has elected to apply the impact of IFRS 9 retrospectively with an adjustment to opening accumulated losses on 1 October 2018, therefore comparative information for the 2018 Reporting Period has not been restated.

Impact on the financial statements

Balance sheet (extract)	30 September 2018 As originally presented €m	IFRS 9 adjustments €m	1 October 2018 Restated €m
Assets			
Non-current assets			
Goodwill	4 485	–	4 485
Intangible assets	1 826	–	1 826
Property, plant and equipment	2 146	–	2 146
Investment property	134	–	134
Investments in equity accounted companies	430	–	430
Other financial assets	311	–	311
Deferred tax assets	201	–	201
Trade and other receivables	3	–	3
	9 536	–	9 536
Current assets			
Inventories	2 155	–	2 155
Trade and other receivables	1 143	(41)	1 102
Taxation receivable	73	–	73
Investments and loans	261	–	261
Cash and cash equivalents	1 275	–	1 275
	4 907	(41)	4 866
Assets classified as held-for-sale	1 927	–	1 927
	6 834	(41)	6 793
Total assets	16 370	(41)	16 329
Liabilities			
Non-current liabilities			
Borrowings	2 027	–	2 027
Employee benefits	115	–	115
Deferred tax liabilities	556	(2)	554
Provisions	182	–	182
Trade and other payables	69	–	69
	2 949	(2)	2 947
Current liabilities			
Trade and other payables	2 581	–	2 581
Taxation payable	228	–	228
Employee benefits	147	–	147
Provisions	175	–	175
Borrowings	8 363	19	8 382
	11 494	19	11 513
Liabilities directly associated with assets classified as held-for-sale	1 286	–	1 286
	12 780	19	12 799
Total liabilities	15 729	17	15 746
Net assets	641	(58)	583
Capital and Reserves	9 257	–	9 257
Non-controlling interest	1 162	–	1 162
Retained Earnings	(9 778)	(58)	(9 836)
Total equity	641	(58)	583

STEINHOFF INTERNATIONAL HOLDINGS N.V.
NOTES TO THE CONSOLIDATED FINANCIAL STATEMENTS
FOR THE PERIOD ENDED 30 SEPTEMBER 2019
continued

36. Changes in accounting policies (continued)

36.1 IFRS 9: Financial Instruments (continued)

36.1.4 Effect of adopting IFRS 9: Financial Instruments (continued)

	Accumulated losses €m
Closing accumulated losses on 30 September 2018 as previously reported	(9 778)
Net adjustment to retained earnings	(58)
Opening retained earnings on 1 October 2018	(9 836)

36.1.5 Derivatives and hedging activities

On adoption of IFRS 9, the Group elected to apply the hedge accounting requirements under IFRS 9 (2018: the Group applied hedge accounting under the requirements of IAS 39). The most significant change between the two standards is the 'assessment of effectiveness' test that allows greater flexibility for the types of transactions eligible for hedge accounting. Further the effectiveness test has been replaced with the principle of an 'economic relationship'. The Group has assessed its current hedging relationships as well as other possible types of transactions that might be eligible for hedge accounting under the requirement of IFRS 9. The outcome was not material.

36.2 Effect of adopting IFRS 15: Revenue from Contracts with Customers

IFRS 15: Revenue from Contracts with Customers (replacing IAS 18: Revenue) is based on the principle that revenue is recognised as the group satisfies performance obligations and when control of a good or service transfers to a customer, rather than the use of the risks and rewards criteria under IAS 18.

The Group has elected to apply IFRS 15 using the modified retrospective approach by recognising the cumulative effect of initially applying IFRS 15 as an adjustment to opening balance of equity at 1 October 2018.

Accounting for refunds

It is policy to sell goods with the right of return in terms of current consumer legislation. Such sales are cancelled where the right of return is exercised. Under IFRS 15, a refund liability for the expected refunds to customers is recognised as an adjustment to revenue and is included in trade and other payables. The accumulated experience of the Group's returns has been utilised to estimate such refund liability at the time of sale. Based on past experience, it is estimated that goods returned in a saleable condition will be insignificant. Therefore, the Group does not recognise an asset and a corresponding adjustment to cost of sales for its right to recover the product from the customer where the customer exercises the right of return.

The effect of adopting IFRS 15 on the Group was nominal.

STEINHOFF INTERNATIONAL HOLDINGS N.V.
NOTES TO THE CONSOLIDATED FINANCIAL STATEMENTS
FOR THE PERIOD ENDED 30 SEPTEMBER 2019
continued

37. Other information

New and amended standards adopted by the Group

The following amendments to existing standards are effective for the year ended 30 September 2019 and had no significant effect on the Group's operations, which led to changes in Group accounting policies as detailed below:

Number	Title
Amendments to IFRS 2	Clarifying how to account for certain types of share-based payment transactions
Amendments to IFRS 4	Insurance Contracts
IFRS 9	Financial Instruments
IFRS 15	Revenue from Contracts with Customers
IFRIC 22	Foreign Currency Transactions and Advance Considerations

Refer to note 36 for IFRS 9 Financial Instruments impact.

New standards and interpretations not yet adopted

Certain new accounting standards and interpretations have been published that are not mandatory for 2019 Reporting Period and have not been early adopted by the Group. The Group's assessment of the impact of these new standards and interpretations is set out below.

	Date required to be adopted by the Group
• Amendments to IFRS 9, IAS 39 and IFRS17: Interest Rate Benchmark Reform	1 October 2020*
• Amendments to IAS 1 and IAS 8: Definition of Material	1 October 2020*
• Amendments to References to the Conceptual Framework in IFRS Standards	1 October 2020*
• Annual Improvements to IFRS Standards 2015-2017 Cycle	1 October 2019*
• Amendments to IAS 19: Plan Amendment, Curtailment or Settlement	1 October 2019*
• Amendments to IAS 28: Long-term Interests in Associates and Joint Ventures	1 October 2019*
• Amendments to IFRS 9: Prepayment Features with Negative Compensation	1 October 2019*
• IFRS 16 Leases	Refer below
• Uncertainty over Income Tax Treatments (IFRIC 23)	Refer below

*These amendments are not expected to have a significant impact on the Group upon adoption.

Title of standard	IFRS 16 – Leases
Nature of change	<p>IFRS 16 introduces a single, on-balance sheet lease accounting model for lessees. A lessee recognises a right-of-use asset representing its right to use the underlying asset and a lease liability representing its obligation to make lease payments. There are recognition exemptions for short-term leases and leases of low-value items. The Group's lease expense, depreciation/amortisation and finance cost will be affected by the new standard.</p> <p>The accounting for lessors will not significantly change.</p>
Estimated impact on the financial statements	<p>The Group has reviewed all of the Group's leasing arrangements over the last year in light of the new lease accounting rules in IFRS16. The standard will affect primarily the accounting for the Group's operating leases.</p> <p>Based on the information currently available, the Group's estimated impact will be an increase between €2.4 billion and €2.8 billion for the right-of-use asset accompanied with an increase between €2.7 billion and €3.0 billion in the lease liability. The application of IFRS 16 will have a material impact on the Group's statement of financial position, statement of comprehensive income and classification in the statement of cash flows.</p> <p>Transition</p> <p>The Group plans to apply IFRS 16 initially on 1 October 2019, using the modified retrospective approach. The method chosen will result in the Group not being required to restate comparative numbers.</p> <p>The Group will account for the right-of-use asset from the commencement date of the lease contract with the accompanied lease liability on date of initial application of IFRS 16.</p>

STEINHOFF INTERNATIONAL HOLDINGS N.V.
NOTES TO THE CONSOLIDATED FINANCIAL STATEMENTS
FOR THE PERIOD ENDED 30 SEPTEMBER 2019
continued

37. Other information (continued)

New standards and interpretations not yet adopted (continued)

Title of standard	
IFRS 16 – Leases	
Actual impact	It is expected that the actual impact on the financial statements in 2020 Reporting Period will be different as a result of: <ul style="list-style-type: none"> • The finalisation of the validation of completeness and accuracy of the identified contracts. • New lease contracts to be entered into in 2020 Reporting period
Date of adoption by the Group	IFRS 16 was issued in January 2016 and is effective for financial periods commencing on or after 1 January 2019. The Group will implement IFRS 16 from the 2020 financial period commencing on 1 October 2019.
Title of standard	
IFRIC Interpretation 23 – Uncertainty over Income Tax Treatments	
Nature of change	IFRIC 23 clarifies the accounting for income tax when it is unclear whether a taxing authority accepts the tax treatment. The Interpretation provides guidance on how to account for uncertainty over income tax treatments under IAS 12. The new Interpretation may impact the existing positions with respect to uncertain tax treatments, the accounting policy, financial statements disclosure and data gathering processes.
Impact	Tax remains a material uncertainty for the Group as the tax impact of the accounting irregularities identified and the consequential effects thereof remains uncertain. The Group is in the process of assessing the impact of IFRIC 23 as it is expected to have a significant impact on the tax treatment specifically relating to the effects of accounting irregularities identified. In assessing the impact of IFRIC 23, the Group will take into consideration the following key elements with regards to the tax treatment in place prior to implementation of IFRIC 23: <ul style="list-style-type: none"> • Determine whether to consider each uncertain tax treatment separately or together with one or more other uncertain tax treatments. The approach that better predicts the resolution of the uncertainty should be followed. • Whether and how an uncertain tax treatment affects the determination of taxable profit (tax loss), tax bases, unused tax losses, unused tax credits and tax rates, while assuming that a taxation authority will examine amounts it has a right to examine and have full knowledge of all related information when making those examinations. • Consider the probability that a taxation authority will accept an uncertain tax treatment.
Date of adoption by the Group	IFRIC 23 is effective for Reporting periods commencing on or after 1 January 2019. The Group will implement IFRIC 23 from the 2020 Reporting period commencing on 1 October 2019.

There are no other standards that are not yet effective and that would be expected to have a material impact on the entity in the current or future reporting periods and on foreseeable future transactions.

STEINHOFF INTERNATIONAL HOLDINGS N.V.
NOTES TO THE CONSOLIDATED FINANCIAL STATEMENTS
FOR THE PERIOD ENDED 30 SEPTEMBER 2019
continued

37. Other information (continued)

Number of full-time equivalent employees

	30 September 2019	30 September 2018
Conforama	14 522	13 345
Pepco Group	39 972	34 758
Greenlit Brands	3 193	2 846
Pepkor Africa**	49 308	46 764
Corporate and treasury services	108	174
Mattress Firm	*	9 257
Blue group	-	4 218
All Other***	1 258	11 692
	108 361	123 054

* No employee numbers included since Mattress Firm has been equity accounted from 21 November 2018.

** Including temporary employees, this will amount to 56 100.

*** This includes Lipo and the remaining European Logistics and Sourcing businesses. At the 2018 Reporting Date the following discontinued operations were also included in All Other: Automotive, Abra.

The prior period has not been restated for discontinued operations.

Distribution of profit

Articles of Association provisions governing the distribution of profit

The holders of ordinary shares are entitled to one vote per share and to participate in the distribution of dividends and liquidation proceeds. Pursuant to article 35 of the Articles of Association, a dividend may be declared out of net income after appropriation to increase and/or form reserves. The allocation of profit remaining after reservations deemed necessary shall be determined by the General Meeting upon proposal of the Management Board, with the approval of the Supervisory Board. The Management Board, with the approval of the Supervisory Board, may propose that the General Meeting make distributions wholly or partly in the form of ordinary shares. Distributions on shares may be made only up to an amount which does not exceed the amount of the distributable equity. The Management Board, with the approval of the Supervisory Board may declare an interim dividend which does not exceed the amount of the distributable equity.

A preference share shall entitle the holder thereof to a distribution of profit of an amount per preference share that is equal to the amount that shall be distributed per ordinary share to the holder thereof plus a premium per preference share of a percentage equal to one per cent calculated over the aforementioned amount of profit that shall be distributed per ordinary share. This percentage may at the time of issue of preference share concerned be increased up to a maximum of ten per cent. Amounts of net income not paid in the form of dividends will be added to the retained earnings.

Distribution of profit

No dividends were declared by Steinhoff N.V. for the 2019 Reporting Period.

Approval and signatories

Stellenbosch (South Africa), 30 June 2020

Management Board

Louis du Preez, *Chief Executive Officer and Managing Director*
 Theodore de Klerk, *Chief Financial Officer and Managing Director*

Supervisory Board

Moira Moses, *Chairperson and Supervisory Director*
 Peter Wakkie, *Deputy-Chairman and Supervisory Director*
 Paul Copley, *Supervisory Director*
 Hugo Nelson, *Supervisory Director*
 David Pauker, *Supervisory Director*
 Alexandra Watson, *Supervisory Director*
 Khanyisile Kweyama, *Supervisory Director*

ANNUAL REPORT 2019

STEINHOFF INTERNATIONAL HOLDINGS N.V.

Separate financial
statements for the
period ended
30 September 2019

INDEX

Separate Statement of Profit or Loss and Other Comprehensive Income	284
Separate Statement of Financial Position	285
Separate Statement of Changes in Equity	286
Separate Statement of Cash Flows	287
Basis of Preparation	288
Notes to the separate financial statements for the period ended 30 September 2019	290

STEINHOFF INTERNATIONAL HOLDINGS N.V.
SEPARATE FINANCIAL STATEMENTS
FOR THE PERIOD ENDED 30 SEPTEMBER 2019

SEPARATE STATEMENT OF PROFIT OR LOSS AND OTHER COMPREHENSIVE INCOME <i>for the year ended 30 September 2019</i>	Notes	2019 €'000	2018 €'000
Dividend income	1	3 552	138 388
Interest income	1	767	2 543
Total income		4 319	140 931
Other income ¹	2.1	137	18 445
Administrative expenses	2.3	(39 417)	(18 526)
Other gains/(losses) – net	2.2	4 470 919	(1 829 564)
Operating profit/(loss) for the year before finance cost and tax		4 435 958	(1 688 714)
Finance cost	3	(1 197)	(9 075)
Operating profit/(loss) for the year before tax		4 434 761	(1 697 789)
Taxation	4	–	(8 343)
Net profit/(loss) for the year attributable to Steinhoff N.V. shareholders		4 434 761	(1 706 132)
Other comprehensive income		–	–
Total comprehensive income/(loss) for the year attributable to Steinhoff N.V. shareholders		4 434 761	(1 706 132)

The accompanying notes are an integral part of the separate financial statements.

¹ In the 2018 Reporting Period other income largely consisted of a profit of €18 million realised on the release from a parent guarantee related to the redemption of the Steinhoff Africa preference share liability.

STEINHOFF INTERNATIONAL HOLDINGS N.V.
SEPARATE FINANCIAL STATEMENTS
FOR THE PERIOD ENDED 30 SEPTEMBER 2019
continued

SEPARATE STATEMENT OF FINANCIAL POSITION <i>as at 30 September 2019</i>	Notes	30 September 2019 €'000	30 September 2018 €'000
ASSETS			
Non-current assets			
Investment in subsidiary companies	5	1 773 690	1 765 512
Current assets			
Related party loans receivable	12	189 304	308 027
Cash and cash equivalents	11	58 736	6 139
		248 040	314 166
Total assets		2 021 730	2 079 678
EQUITY AND LIABILITIES			
Capital and reserves			
Ordinary share capital	7	43 098	2 154 864
Share premium reserve	7	7 522 465	5 410 699
Treasury shares	7	(137 468)	(138 358)
Accumulated losses		(8 338 778)	(12 773 539)
		(910 683)	(5 346 334)
Non-current liabilities			
Borrowings	9	1 979 513	63 193
Related party loans payable	12	937 015	–
		2 916 528	63 193
Current liabilities			
Other payables and accruals	8	12 306	7 135
Taxation payable		3 401	8 343
Borrowings	9	–	6 391 751
Related party loans payable	12	178	955 590
		15 885	7 362 819
Total equity and liabilities		2 021 730	2 079 678

The accompanying notes are an integral part of the separate financial statements.

STEINHOFF INTERNATIONAL HOLDINGS N.V.
SEPARATE FINANCIAL STATEMENTS
FOR THE PERIOD ENDED 30 SEPTEMBER 2019
continued

SEPARATE STATEMENT OF CHANGES IN EQUITY <i>for the year ended 30 September 2019</i>	Ordinary stated share capital €'000	Share premium €'000	Treasury shares €'000	Accumulated losses €'000	Total €'000
Total equity at 1 October 2017	2 154 864	5 410 699	–	(11 067 407)	(3 501 844)
Total comprehensive loss for the year	–	–	–	(1 706 132)	(1 706 132)
Transactions with owners in their capacity as owners					
Repurchase of Company shares ¹	–	–	(138 358)	–	(138 358)
Balance at 30 September 2018	2 154 864	5 410 699	(138 358)	(12 773 539)	(5 346 334)
Total comprehensive loss for the year	–	–	–	4 434 761	4 434 761
Transactions with owners in their capacity as owners					
Issue of shares, net of transaction costs (note 7) ²	–	–	890	–	890
Reduction in nominal value of shares	(2 111 766)	2 111 766	–	–	–
Balance at 30 September 2019	43 098	7 522 465	(137 468)	(8 338 778)	(910 683)

¹ During the 2018 Reporting Period the Steinhoff Sikhulasonke Employee Scheme vested, resulting in the Company repurchasing 40.38 million of its own shares. These shares are held as treasury shares.

² During the 2019 Reporting Period the company transferred 259 807 of its own shares, held as treasury shares, for the conversion of 2021 bonds.

Ordinary stated capital and reserves

The ordinary stated share capital and share premium reserve records the movements in the issued share capital of the Company.

STEINHOFF INTERNATIONAL HOLDINGS N.V.
SEPARATE FINANCIAL STATEMENTS
FOR THE PERIOD ENDED 30 SEPTEMBER 2019
continued

SEPARATE STATEMENT OF CASH FLOWS <i>for the year ended 30 September 2019</i>	Notes	2019 €'000	2018 €'000
CASH FLOWS FROM OPERATING ACTIVITIES			
Cash (utilised in)/generated from operations	11	(29 928)	126 550
Tax paid		(4 942)	–
Net cash (outflow)/inflow from operating activities		(34 870)	126 550
CASH FLOWS FROM INVESTING ACTIVITIES			
Increase in investment in subsidiaries	5.2 & 5.3	–	(116 541)
Increase in related party loans receivable		–	(87 574)
Proceeds received on repayments of related party loans receivable		72 726	100 273
Net cash inflow/(outflow) from investing activities		72 726	(103 842)
CASH FLOWS FROM FINANCING ACTIVITIES			
Repurchase of Company shares	7	–	(138 358)
Proceeds received from related party loans payable		12 268	121 858
Repayments of related party loans payable		(385)	(107)
Net cash inflow/(outflow) from financing activities		11 883	(16 607)
NET INCREASE IN CASH AND CASH EQUIVALENTS			
Cash and cash equivalents at beginning of the year		6 139	48
Effects of exchange rate changes on cash and cash equivalents		2 858	(10)
CASH AND CASH EQUIVALENTS AT END OF THE YEAR		58 736	6 139

STEINHOFF INTERNATIONAL HOLDINGS N.V. BASIS OF PREPARATION

Reporting entity

The separate financial statements of the Company are included as part of the Consolidated Financial Statements of Steinhoff N.V.

The Company is a South African tax resident.

Basis of preparation

Statement of compliance

The separate financial statements have been prepared in accordance with IFRS as endorsed by the EU and with Part 9 of Book 2 of the Dutch Civil Code.

Unless otherwise indicated, these financial statements are prepared on the accrual basis in thousands of euro (€'000). The euro is the Company's presentation and functional currency.

Historical cost convention

The separate financial statements have been prepared on a historical cost basis.

Going-concern assessment

The separate financial statements have been prepared on a going concern basis.

In the 2019 Reporting Period, the Company's current assets exceed the current liabilities.

Refer to the basis of preparation section of the Consolidated Financial Statements for a detailed going concern assessment of the Group, including the Company.

Significant accounting policies

If not stated otherwise, the accounting policies applied are the same as those in the Consolidated Financial Statements.

Shareholders' equity

The reserves were previously formed under, and are still recognised in accordance with, the Dutch Civil Code.

Statement of cash flows

The statement of cash flows is prepared using the indirect method. Assets and liabilities acquired as part of a business combination are included in investing activities (net of cash acquired). Dividends paid to shareholders are included in operating activities. Dividends received are classified as operating activities, as well as interest received and paid.

Contingent payment undertakings ("CPUs")

The CPUs were classified as financial liabilities in accordance with IFRS 9. Within the terms of the CPUs there are defined events of default, over and above those in the facilities agreements, the occurrence of which would allow the holders of the Steinhoff N.V. CPUs to declare that the "Maturity Date" has occurred under the respective CPU. This, in turn, would allow those CPU holders to demand payment from Steinhoff N.V.

The CPU contracts, excluding the contingent component, are initially and subsequently measured as the amount that Steinhoff N.V. expects to settle under these contracts, 'the shortfall'. The shortfall is calculated as the excess of the carrying amount of the debt at year-end in relation to the estimated value of the subsidiaries by whom these debts are owed. In determining these estimated values, management used the same information that was used for impairment testing and determining the fair value less cost to sell of discontinued operations. Please refer to note 8, note 18 and note 34 of the Consolidated Financial Statement for more detail. The contingent liability component is accounted for in accordance with IAS 37.

IAS 37, Provisions, Contingent Liabilities and Contingent Assets, requires an entity to treat the part of a joint and several liability that is expected to be met by other parties as a contingent liability. The guidance in IAS 37 is applicable to contingent liabilities. However, the measurement approach in IAS 37 for joint and several liabilities is generally consistent with the measurement approach for the CPUs. In accordance with IAS 37, it may be possible that under extremely rare circumstances, no reliable estimate of a liability can be made, and as a consequence that contingent liability component may not be recognised, but disclosed.

STEINHOFF INTERNATIONAL HOLDINGS N.V.
BASIS OF PREPARATION
continued

Significant accounting policies (continued)

Contingent payment undertakings ("CPUs") (continued)

The potential impact of pending litigation and tax uncertainties were not taken into account in determining the estimated disposal proceeds of the underlying businesses. The circumstances that influence the outcome of these matters are so diverse that a reliable estimate of these liabilities could not be made. Withholding-and-dividend taxes that may be payable upon disposal of the underlying business were not included in the valuation of the CPUs as these taxes will be influenced by the outcome of the specifics surrounding the disposal in question and the jurisdiction in which the buyer is domiciled. As such, it is considered impracticable to quantify the taxes that may have to be paid.

Subsequently the CPUs are measured at amortised cost by adjusting the gross carrying amount of the financial liability to reflect the actual and revised shortfall as at the end of the reporting period. Any adjustments are recognised in profit or loss.

Changes in accounting policies

Refer to note 36 of the Consolidated Financial Statements for disclosure regarding new accounting standards adopted by the Company and the Group.

Areas of critical judgements and estimates

Key assumptions used for the value-in-use calculations used in CPU valuations

The estimated disposal values of the underlying businesses are significant estimates in determining the value of the CPUs. Apart from the fact that the valuation techniques used are inherently subject to estimation uncertainty, the following items may also result in material differences between the actual and estimated disposal values:

- The potential impact of legal claims and tax uncertainties which are not included in the valuation of the CPUs;
- future performance of the underlying businesses and the markets in which they operate;
- the impact that COVID-19 may have on the underlying businesses;
- potential discounts on the sale of the underlying businesses that may be required in order to dispose of these businesses with the required time frame;
- withholding-and-dividend taxes that may be payable upon disposal of the underlying business were not included in the valuation of the CPUs; and
- key sources of estimation uncertainty as disclosed in note 8 of the Consolidated Financial Statements.

Refer to note 6 (Taxation), note 22 (Contingent liabilities) and note 35 (Events occurring after the Reporting Period) of the Consolidated Financial Statements for more details of pending litigation and tax uncertainties

The calculation of the CPUs is subject to significant judgments which includes the following:

- The ability of the Group to utilise loans owed to SIHPL by South African entities in order to settle European debts and the recoverability of these loans. Management considers that these loans could be called on to service the European debts and that they are fully recoverable.
- The initial valuation of the CPU contracts was performed on 30 September 2019 as opposed to 13 August 2019 when the contract originated as management considers that any differences resulting from this stub period are immaterial and obtaining the information required to perform the valuation on 13 August 2019 will result in undue cost and effort for the Group.

STEINHOFF INTERNATIONAL HOLDINGS N.V.
 NOTES TO THE SEPARATE FINANCIAL STATEMENTS
 FOR THE PERIOD ENDED 30 SEPTEMBER 2019

1. Income

	2019 €'000	2018 €'000
Dividend income		
Subsidiary companies (note 12)	3 552	138 388
Subsidiaries paid cash dividends to the Company during the period. These dividends represent the distribution of profits and reserves of the subsidiary companies.		
Interest income		
Cash and cash equivalents	-	48
Related party loans receivable (note 12)	767	2 495
	<u>767</u>	<u>2 543</u>

STEINHOFF INTERNATIONAL HOLDINGS N.V.
NOTES TO THE SEPARATE FINANCIAL STATEMENTS
FOR THE PERIOD ENDED 30 SEPTEMBER 2019
continued

2. Operating profit/(loss) for the year

	Notes	2019 €'000	2018 €'000
Material items			
2.1. Other income			
2.1.1 Profit from redemption of Steinhoff Africa preference share liability		–	17 991
2.1.2 Other		137	454
TOTAL OTHER INCOME		137	18 445
2.2 Other gains/(losses)			
2.2.1 Net foreign exchange gains and losses		4 810	20 388
Foreign exchange gains and losses are recognised in profit or loss on foreign denominated loans in the separate financial statements.			
2.2.2 Impairment of investment in subsidiary companies	5.1	(9 322)	(940 416)
a) An impairment of €9.3 million has been recognised on an additional investment made in Steinhoff UK Group Services Limited ("SUKGS").			
b) The previous year impairments consist of a €767 million impairment of the investment in SINVH, a €100 million impairment on equity contributions made to SFHG, a €16.5 million impairment on an additional investment made in SUKGS and a €57 million impairment on the additional investment made in SIHPL.			
2.2.3 Provision for impairment of receivables from related parties		–	(4 490)
Loans receivable from companies within the European Group were fully impaired during the prior year. Included in the provision in the prior year are loans receivable from SUKGS and from SIHPL which were impaired by €1.3 million and €3.8 million, respectively during the prior year. Refer to note 12.2.			
2.2.4 Parent guarantees recognised by the Company in profit or loss	9.2	–	(905 046)
2.2.5 Financial liabilities recognised by the Company in profit or loss	9.2	(1 916 320)	–
2.2.6 Parent guarantees derecognised by the Company in profit or loss	9.2	6 391 751	–
TOTAL OTHER GAINS/(LOSSES)		4 470 919	(1 829 564)
2.3 Other administrative expenses			
2.3.1 Other administrative expenses		(39 417)	(18 526)
The increase in other administrative expenses is mainly due to fines of €3.92 million, an increase in audit fees of €8.56 million and an increase in legal fees of €13.4 million. Property taxes payable on historical property transactions amounting to €4.5 million were recognised in the 2018 Reporting Period and were a one-off cost.			
TOTAL ADMINISTRATIVE EXPENSES		(39 417)	(18 526)

Refer to note 4 in the Consolidated Financial Statements for the Group's salary, wage and contribution to pension schemes as well as note 36 for employee numbers. No employees are employed by the Company.

Refer to note 31.1 in the Consolidated Financial Statements for the remuneration of the Management and Supervisory Board.

STEINHOFF INTERNATIONAL HOLDINGS N.V.
 NOTES TO THE SEPARATE FINANCIAL STATEMENTS
 FOR THE PERIOD ENDED 30 SEPTEMBER 2019
continued

3. Finance cost

	Notes	2019 €'000	2018 €'000
Related parties		1 197	–
Preference share liability		–	9 075
		<u>1 197</u>	<u>9 075</u>

4. Taxation

	2019 €'000	2018 €'000
Major components of the tax expense:		
Current tax	–	8 343
Reconciliation of the tax expense		
Net loss before taxation	4 434 761	(1 697 789)
Tax at the applicable tax rate of 28% (South African corporate taxation rate)	1 241 733	(475 381)
Tax effect of adjustments on taxable income		
Impact of not recognising deferred tax assets for losses as recoverability is not assured	(1 241 733)	483 724
Taxation expense during the period	<u>–</u>	<u>8 343</u>

No tax liability has been recognised as the Company has no taxable income for the year.

STEINHOFF INTERNATIONAL HOLDINGS N.V.
NOTES TO THE SEPARATE FINANCIAL STATEMENTS
FOR THE PERIOD ENDED 30 SEPTEMBER 2019
continued

5. Investment in subsidiary companies

ACCOUNTING POLICY:

Investments in subsidiaries

Investments in subsidiaries are carried at cost less impairment provisions as per IAS 27. Investments in subsidiaries are impaired to their recoverable amount.

Significant accounting judgements and estimates

SFHG and SUSHI Impairments

The recoverable amount of these investments were determined based on the discounted value of future dividends that Steinhoff N.V. expected to receive from these investments. Consideration was given to the legal structure of Steinhoff N.V.'s European Group and the legal restrictions as included in the Lock-Up Agreement. If these subsidiaries were to declare dividends or by any form transfer portion of their returns to their parent, those amounts would first accumulate at the SFHG cluster, before they could reach Steinhoff N.V. Considered with the magnitude of the uncertainties resulting from the CVA not being implemented and those related to taxes and litigation within the European Group resulted in the conclusion that it was highly unlikely whether any dividends could reach Steinhoff N.V. Therefore, the recoverable amount of the shares was determined to be zero.

At the end of the 2018 Reporting Period, management considered whether any events or circumstances have occurred that would justify the reversal of the impairments accounted for in the 2017 reporting period. It was concluded that a reversal of impairment was not justified as the uncertainties mentioned above were still present and no expectation of future dividends could be reasonable supported.

Despite the changes brought about by the Group's restructuring activities and its legal situation, as mentioned above, no reversal of impairment has been made in the 2019 Reporting Period. As a result of the restructure, the subsidiaries became the primary obligors under the new debt facilities. The debt burden that these subsidiaries took on exceeds their estimated recoverable amount.

SINVH

As at 30 September 2019, management has determined that the recoverable amount of this investment exceeds its carrying amount. However, legal claims (refer to note 22 of the Consolidated Financial Statements for details) were not considered in determining the recoverable amount of this investments as a reliable estimate of these matters cannot be made. Therefore, management deemed it appropriate not to reverse any of the previous impairment charges raised against this investment.

	Country of incorporation	Issued share capital	Shareholding %	Total carrying value €'000
30 September 2019				
Genesis Investments Gamma GmbH	Austria	€35 000	100	–
SFHG	Austria	€100 000	100	–
SINVH	South Africa	R275 000	100	1 747 368
SUKGS	United Kingdom	£200 000	100	8 178
Sherwood	United States of America	\$1	100	18 144
				1 773 690
30 September 2018				
Genesis Investments Gamma GmbH	Austria	€35 000	100	–
SFHG	Austria	€100 000	100	–
SINVH	South Africa	R275 000	100	1 747 368
SUKGS	United Kingdom	£200 000	100	*
SUSHI	United States of America	\$100	100	–
Sherwood	United States of America	\$1	100	18 144
				1 765 512

* Less than €500.

STEINHOFF INTERNATIONAL HOLDINGS N.V.
NOTES TO THE SEPARATE FINANCIAL STATEMENTS
FOR THE PERIOD ENDED 30 SEPTEMBER 2019
continued

5. Investment in subsidiary companies (continued)

	Notes	30 September 2019 €'000	30 September 2018 €'000
Shares at cost		4 747 680	7 931 333
Less: Impairment provision		(2 973 990)	(6 165 821)
Shares at carrying value	Note 5.1	1 773 690	1 765 512

	Notes
--	-------

5.1. Reconciliation of cost of investment and related impairment provisions per subsidiary

Carrying value of investment in subsidiaries – 1 October 2017

Equity contributions recognised as investments	5.2
Additional investments made in subsidiaries	5.3 & 5.4
Capital distributions made (resulting from redemption of the preference shares by subsidiary)	
Impairment of investment in subsidiaries through profit or loss	2.2.2 b)

Carrying value of investment in subsidiaries – 30 September 2018

Loan converted to equity	5.3
Impairment of investment in subsidiaries through profit or loss	2.2.2 a)

Carrying value of investment in subsidiaries – 30 September 2019

* Less than €500

5.2 Capital distributions to SFHG

During the prior year, equity contributions of €100 million were made by the Company to SFHG to support liquidity in this business.

5.3 Additional investment in SUKGS

Period, an additional investment was made in SUKGS amounting to €16.5 million to support liquidity in this business.

5.4 Investment in SIHPL

During the 2018 Reporting Period the Company recognised an additional investment in SIHPL amounting to €57 million representing the excess of guarantee value of the 2021 and 2022 convertible bonds not recognised by SIHPL during the 2018 Reporting Period.

5.5 Investment in SUSHI

On 5 October 2018, the company entered into a contribution agreement whereby the SUSHI shares were transferred to SFHG and ultimately to SEAG.

STEINHOFF INTERNATIONAL HOLDINGS N.V.
 NOTES TO THE SEPARATE FINANCIAL STATEMENTS
 FOR THE PERIOD ENDED 30 SEPTEMBER 2019
continued

SIHPL €'000	SINVH €'000	SFHG €'000	Sherwood €'000	SUSHI €'000	Steinhoff UK Group Services Limited €'000	Steinhoff Africa €'000	Total €'000
-	2 514 063	-	18 144	-	*	126 743	2 658 950
-	-	100 000	-	-	-	-	100 000
57 180	-	-	-	-	16 541	-	73 721
-	-	-	-	-	-	(126 743)	(126 743)
(57 180)	(766 695)	(100 000)	-	-	(16 541)	-	(940 416)
-	1 747 368	-	18 144	-	-	-	1 765 512
-	-	-	-	-	17 500	-	17 500
-	-	-	-	-	(9 322)	-	(9 322)
-	1 747 368	-	18 144	-	8 178	-	1 773 690

STEINHOFF INTERNATIONAL HOLDINGS N.V.
NOTES TO THE SEPARATE FINANCIAL STATEMENTS
FOR THE PERIOD ENDED 30 SEPTEMBER 2019
continued

6. *Employee share right scheme*

The Company implemented a long term employee share right scheme (the "ESRS"). Following the Scheme of Arrangement, the Company assumed the obligations to grant future share rights to share scheme participants relating to grants since 1 December 2014.

The purpose of the ESRS was to attract and retain key executives and senior employees who are able to influence the performance of the Group, on a basis which aligns the interests of such employees with those of the Group, the relevant employer company and the Company's shareholders.

At grant date the employee receives a right to the shares ("share rights") on the vesting date. The number of shares that will vest depends on whether the performance criteria as determined by the Remcom were met. Vesting is also at the discretion of the Remcom.

The employee share plan is equity-settled.

Refer to note 32 of the Consolidated Financial Statements for detailed disclosure regarding the ESRS.

STEINHOFF INTERNATIONAL HOLDINGS N.V.
NOTES TO THE SEPARATE FINANCIAL STATEMENTS
FOR THE PERIOD ENDED 30 SEPTEMBER 2019
continued

7. Share capital

	30 September 2019	30 September 2018
	Number of shares	Number of shares
7.1 Authorised – ordinary		
Ordinary shares of €0.01 (2018: €0.50) each	17 500 000 000	17 500 000 000
By amendment to the Articles of Association on 30 August 2019, the nominal value of each ordinary share was reduced from €0.50 to €0.01.		
7.2 Issued – ordinary		
Shares in issue at beginning and the end of the year	4 309 727 144	4 309 727 144
Total issued ordinary stated share capital	4 309 727 144	4 309 727 144
7.3 Treasury shares		
Balance at beginning of the period	40 377 900	–
Share buy-back by Steinhoff N.V.	–	40 377 900
Shares issued upon conversion of bonds	(259 807)	–
Balance at the end of the period	40 118 093	40 377 900

* Management assess it is unlikely that any shares will be issued to employees of the Group in the future under any of the open grants of the ESRS. Refer to note 32 of the Consolidated Financial Statements.

	30 September 2019	30 September 2018	30 September 2019	30 September 2018
	Share capital €'000	Share capital €'000	Share premium €'000	Share premium €'000
7.4 Issued – ordinary				
Balance at beginning of the year	2 154 864	2 154 864	5 410 699	5 410 699
Reduction of the nominal value of shares	(2 111 766)	–	2 111 766	–
Total issued ordinary stated share capital	43 098	2 154 864	7 522 465	5 410 699
All issued ordinary shares have been fully paid-up.				
7.5 Treasury shares				
Balance at beginning of the year	(20 189)	–	(118 169)	–
Repurchase of Company shares (still considered issued)	–	(20 189)	–	(118 169)
Treasury shares issued during the year, net of transaction costs	130	–	760	–
Reduction of the nominal value of shares	19 658	–	(19 658)	–
Balance at the end of the period	(401)	(20 189)	(137 067)	(118 169)

STEINHOFF INTERNATIONAL HOLDINGS N.V.
NOTES TO THE SEPARATE FINANCIAL STATEMENTS
FOR THE PERIOD ENDED 30 SEPTEMBER 2019
continued

7. Share capital (continued)

	30 September 2019	30 September 2018
	Number of shares	Number of shares
7.6 Unissued shares		
Reserved for bond holders	–	414 522 268
Shares reserved for future participation in share schemes*	98 349 803	90 166 617
Shares reserved for current participation in share schemes*	7 481 327	15 664 513
Shares under the control of the directors	–	1 483 611 805
Unissued shares	13 084 441 726	11 186 307 653
Total unissued shares	13 190 272 856	13 190 272 856

* Management assess it is unlikely that any shares will be issued to employees of the Group in the future under any of the open grants of the ESRS. Refer to note 32 of the Consolidated Financial Statements.

The holders of ordinary shares are entitled to receive dividends as declared from time to time and are entitled to one vote per share at the meetings of the Company.

	30 September 2019	30 September 2018	30 September 2019	30 September 2018
	Number of shares	Number of shares	€'000	€'000
7.7 Authorised – preference				
Non-cumulative financing preference shares of €0.01	4 000 000 000	20 000 000 000	40 000	200 000

No preference shares were issued during either period presented.

By amendment to the Articles of Association on 30 August 2019, the authorised preference shares were reduced to 4 billion.

8. Other payables and accruals

	30 September 2019 €'000	30 September 2018 €'000
Other payables and accruals	12 306	7 135

Of the amounts accrued in the 2019 Reporting Period, €1.2 million relates to penalty fees payable to the FSE as a result of the late submission of the 2017 Consolidated Financial Statements, €3.2 million relates to an administrative penalty to the FSCA and €2 million (2018: €2 million) relates to underwriting commission payable to Upington as part of the 2016 capital raise.

The fair values of accounts payable are disclosed in note 13.

STEINHOFF INTERNATIONAL HOLDINGS N.V.
NOTES TO THE SEPARATE FINANCIAL STATEMENTS
FOR THE PERIOD ENDED 30 SEPTEMBER 2019
continued

9. Borrowings

	Notes	30 September 2019 €'000	30 September 2018 €'000
Borrowings consists of the following financial liabilities:			
Parent guarantees	9.2	–	6 391 751
Contingent Payment Undertakings	9.2	1 979 513	63 193
		1 979 513	6 454 944
Non-current borrowings		1 979 513	63 193
Current borrowings		–	6 391 751
		1 979 513	6 454 944

9.1 Financial liabilities

	Notes	30 September 2019 €'000	30 September 2018 €'000
Reconciliation of financial guarantees			
2021, 2022 and 2023 Convertible Bonds		–	1 155 650
2025 Non-convertible Europe bond		–	800 000
German Loan Note		–	770 000
JP Morgan Multicurrency Revolving Facility		–	200 000
Bayerische Landesbank Revolving Facility		–	165 500
Multicurrency Rolling Credit Facility		–	1 572 661
Syndicated Acquisition Facility		–	1 295 784
External Revolving Credit Facility		–	172 780
Transaction costs ¹		–	212 242
SEAG accrued interest ²		–	47 134
Hemisphere CPU	9.1.1	8 825	63 193
SEAG CPU	9.1.2	1 282 099	–
SFHG 21/22 CPU	9.1.3	–	–
SFHG 23 CPU	9.1.4	688 589	–
		1 979 513	6 454 944
Portion payable within 12 months included in current liabilities		–	(6 391 751)
Non-current borrowings		1 979 513	63 193

¹ Transactions costs relating to the restructuring of the SFHG and SEAG debt under the Lock-Up Agreement have been recognised by the Company in the 2018 Reporting Period and comprise all the consent fees, early bird fees, lock-up fees and rollover fees incurred. Recognised transaction costs of €67 million are attributable to SFHG debt and €145 million to SEAG debt. These costs form part of the principal amount of the new facilities.

² No interest payments were made relating to SEAG debt after 30 June 2018. This resulted in an increase in the accrued interest at the 2018 Reporting Date which has been provided for as part of the principal values of the parent guarantees. Accrued interest up to the date of implementation of the CVA form part of the new facilities' principal amount.

STEINHOFF INTERNATIONAL HOLDINGS N.V.
NOTES TO THE SEPARATE FINANCIAL STATEMENTS
FOR THE PERIOD ENDED 30 SEPTEMBER 2019
continued

9. Borrowings *(continued)*

9.1 Financial liabilities *(continued)*

Financial liabilities previously recognised

Until December 2017, SEAG and SFHG entered into various debt agreements for which Steinhoff N.V. provided guarantees. Due to the alleged accounting irregularities Steinhoff N.V. was already the primary obligor upon signature of those agreements, as the entities identified as primary debtors were already in breach of the agreements at the moment they were entered into. This event of default was a pre-existing condition upon signature of the loan agreements, as a result of misrepresentations and alleged illegal acts committed before and during the period when those agreements were entered into. As a consequence, these guarantees were accounted for as financial liabilities for the years ended 30 September 2017 and 2018 and Steinhoff N.V. recognised the full principal amounts of the debts of SEAG and SFHG. A corresponding increase in the cost of the investment in SUSHI was recognised which was fully impaired by the end of the 2017 reporting period. No investment was recognised in SFHG as it was concluded that the European value chain had insufficient assets to justify recognising an investment.

Implementation of the SEAG and SFHG CVAs

The CVAs were implemented on 13 August 2019 being the date of the effective restructure. The CVA implementation in combination with the release of the restrictions imposed by the Lock-Up Agreement resulted in significant changes in the legal structure of the Group and the legal relationship between Steinhoff N.V. and its subsidiaries. This allows the upstream of excess liquidity and provides for the distribution of value from the Steinhoff N.V.'s direct and indirect subsidiary entities in a structured manner in order to service their debts. Furthermore, Steinhoff N.V. is no longer the primary obligor under the newly issued financing facilities. As a result, the refinanced debt can be repaid directly by Steinhoff N.V.'s subsidiaries without having to upstream dividends to Steinhoff N.V. in order to achieve this.

Refer to note 16.5 of the Consolidated Financial Statements for more detail on the CVAs implementation.

Derecognition of financial liabilities previously recognised by the Company

As noted above, Steinhoff N.V. is no longer the primary obligor under the refinanced debt facilities. The old debt facilities were substantially modified by the CVA entered into on 14 December 2018.

Legally, Steinhoff N.V. remained the primary obligor under the old debt instruments until 13 August 2019 when those instruments were formally reissued to the newly incorporated Lux Finco's. On this date the carrying amount of the old facilities of €6.4 billion was derecognised and the new SIHPL, SEAG, SFHG 21/22 and SFHG 23 CPU's, which replaced the parent guarantees under the old financing facilities, were recognised at an amount of €2 billion, both through profit or loss.

Refer to note 16.5 of the Consolidated Financial Statements for more detail on the implementation of the CVAs and the derecognition of the old debt instruments.

SUSHI debt

During the 2019 Reporting Period as part of the Mattress Firm restructure, the SUSHI debt was assumed by SEAG. The full parent guarantee relating to the SUSHI debt have been derecognised on the implementation of the CVAs.

STEINHOFF INTERNATIONAL HOLDINGS N.V.
NOTES TO THE SEPARATE FINANCIAL STATEMENTS
FOR THE PERIOD ENDED 30 SEPTEMBER 2019
continued

9. Borrowings (continued)

9.1 Financial liabilities (continued)

Recognition of financial liabilities as determined by CPUs

On implementation of the CVAs the parent guarantees on the original SEAG and SFHG debt were cancelled and replaced by the following CPUs:

CPU	Previous debt guaranteed	Guarantors	Previous beneficiary	New beneficiary
SIHPL CPU	2021 Convertible bonds* 2022 Convertible bonds*	SIHPL SIHPL	SFHG SFHG	Steenbok Lux Finco 1 SARL Steenbok Lux Finco 1 SARL
SEAG CPU	2025 Non-convertible Europe bond German Loan Note Multicurrency Rolling Credit Facility Syndicated Acquisition Facility JP Morgan Multicurrency Revolving Facility Bayerische Landesbank Revolving Facility	Steinhoff N.V. Steinhoff N.V. Steinhoff N.V. Steinhoff N.V. Steinhoff N.V. Steinhoff N.V.	SEAG SEAG SEAG SEAG SEAG SEAG	Steenbok Lux Finco 2 SARL Steenbok Lux Finco 2 SARL Steenbok Lux Finco 2 SARL Steenbok Lux Finco 2 SARL Steenbok Lux Finco 2 SARL Steenbok Lux Finco 2 SARL
SFHG 21/22 CPU	2021 Convertible bonds 2022 Convertible bonds	Steinhoff N.V. Steinhoff N.V.	SFHG SFHG	Steenbok Lux Finco 1 SARL Steenbok Lux Finco 1 SARL
SFHG 23 CPU	2023 Convertible bonds	Steinhoff N.V.	SFHG	Steenbok Lux Finco 1 SARL

9.1.1 Hemisphere CPU

On 5 September 2018, the Company was released as guarantor of the Hemisphere group's syndicated rolling credit facility, which was replaced with a new Term Loan Facility Agreement. As at 30 September 2019, the amount drawn down under this facility amounted to €327 million (2018: €704 million) The decrease in the drawn amount is as a result of the repayment of the facility from the kika-Leiner related property companies and certain other individual assets disposal proceeds.

The Hemisphere CPU was entered into between the Company and the lender group which had the effect of replacing the Steinhoff N.V. parent guarantee provided on the previous syndicated rolling credit facility.

The value of the financial liability to be recognised by the Company is based on the estimated fair value of the remaining properties within the Hemisphere Group.

The potential impact of legal claims and tax uncertainties were not taken into account in determining the shortfall for this CPU as a reliable estimate of the possible outcomes cannot be made.

STEINHOFF INTERNATIONAL HOLDINGS N.V.
NOTES TO THE SEPARATE FINANCIAL STATEMENTS
FOR THE PERIOD ENDED 30 SEPTEMBER 2019
continued

9. Borrowings *(continued)*

9.1 Financial liabilities *(continued)*

Recognition of financial liabilities as determined by CPUs *(continued)*

9.1.2 SEAG CPU

All debt previously held by SEAG has been restructured to Steenbok Lux Finco 2 SARL, a newly incorporated direct subsidiary of SFHG. SFHG is the ultimate parent company of the European Group of companies. All original SEAG debt has been consolidated into the First Lien Facility and Second Lien Facility with the first Lien Facility having repayment priority to the Second Lien Facility.

The SEAG CPU was entered into between Steinhoff N.V. and the lender group which had the effect of replacing the Steinhoff N.V. parent guarantees provided on the original SEAG debt instruments. Steinhoff N.V. is the sole guarantor to the First Lien Facility and Second Lien Facility under the SEAG CPU.

The maximum amount which may be recovered from Steinhoff N.V. is limited to the principal amount of the First Lien Facility and Second Lien Facility being €1.9 billion and €3.6 billion respectively.

The European Group is expected to have sufficient assets to repay the First Lien Facility in full and a portion of the Second Lien Facility. Steinhoff N.V. recognised a financial liability to the amount of €1.3 billion through profit or loss on the Second Lien Facility.

The potential impact of legal claims and tax uncertainties were not taken into account in determining the shortfall for this CPU as a reliable estimate of the possible outcomes cannot be made.

9.1.3 SFHG 21/22 CPU

The previous 2021 and 2022 convertible bonds issued by SFHG have been replaced by the 21/22 facility held by Steenbok Lux Finco 1 SARL under which €1.8 billion is outstanding as at 30 September 2019. The 21/22 facility is secured by the SIHPL CPU, whereby SIHPL guarantees €1.6 billion, and the SFHG 21/22 CPU, whereby the Company guarantees the principal amount of €1.7 billion.

In the case where the Company is a co-guarantor, and its co-guarantor and subsidiary has sufficient value to carry the obligation of the guarantee, such guarantee is recognised directly by the co-guarantor. The amount that SIHPL will have available to repay, is dependent on SINVH and Steinhoff Africa repaying intercompany loans to the value of €1.5 billion to SIHPL. In terms of a sum-of-the parts calculation performed on the SINVH Group the Steinhoff Africa and SINVH loans are considered to be recoverable.

The disposal value of the assets under the SIHPL CPU combined with those as guaranteed under the SFHG 21/22 CPU were deemed sufficient to fully cover the value of the debt owed under the 21/22 facility, not taking into account the effects of the litigation and tax related uncertainties as set out in the basis of preparation in this valuation. No liability has been recognised for this CPU.

The potential impact of legal claims and tax uncertainties were not taken into account in determining the shortfall for this CPU as a reliable estimate of the possible outcomes cannot be made.

9.1.4 SFHG 23 CPU

The 2023 convertible bonds issued previously by SFHG have been replaced by the 23 Facility held by Steenbok Lux Finco 1 SARL under which €1.2 billion is outstanding as at 30 September 2019. This facility is secured by the SFHG 23 CPU whereby SFHG guarantees the principal amount of the facility which is €1.2 billion. The 21/22 Facility and 23 Facility rank *pari passu* to each other.

The Company recognised a financial liability to the amount of €689 million through profit or loss on initial recognition of this CPU.

The potential impact of legal claims and tax uncertainties were not taken into account in determining the estimated disposal proceeds of the underlying businesses as a reliable estimate of the possible outcomes cannot be made.

STEINHOFF INTERNATIONAL HOLDINGS N.V.
NOTES TO THE SEPARATE FINANCIAL STATEMENTS
FOR THE PERIOD ENDED 30 SEPTEMBER 2019
continued

9. Borrowings *(continued)*

9.2 Reconciliation of financial liabilities

	SFHG	SEAG	SFHG & SEAG	Steinhoff Africa	Hemisphere	Steenbok Lux Finco 2 SARL	Steenbok Lux Finco 1 SARL	Total
	2021, 2022 and 2023 Convertible bonds €'000	Various debt instruments €'000	Transaction costs €'000	2000 B Class Preference shares €'000	Hemisphere CPU €'000	SEAG CPU €'000	SFHG 23 CPU €'000	€'000
30 September 2019								
Opening balance	1 155 650	5 023 859	212 242	-	63 193	-	-	6 454 944
Parent guarantees derecognised by the Company in profit or loss	(1 155 650)	(5 023 859)	(212 242)	-	-	-	-	(6 391 751)
Recognition of CPU's	-	-	-	-	(54 368)	1 282 099	688 589	1 916 320
Closing balance	-	-	-	-	8 825	1 282 099	688 589	1 979 513
30 September 2018								
Opening balance	1 149 514	4 343 204	-	135 659	-	-	-	5 628 377
Parent guarantees (derecognised)/recognised by the Company in profit or loss (note 2.2.6)	(51 044)	680 655	212 242	-	63 193	-	-	905 046
Recognised in profit or loss as (reversal of impairment)/impairment of investment in subsidiary	57 180	-	-	(135 659)	-	-	-	(78 479)
Closing balance	1 155 650	5 023 859	212 242	-	63 193	-	-	6 454 944

STEINHOFF INTERNATIONAL HOLDINGS N.V.
NOTES TO THE SEPARATE FINANCIAL STATEMENTS
FOR THE PERIOD ENDED 30 SEPTEMBER 2019
continued

10. Contingent liabilities

Legal claims

The Company is engaged in a number of legal proceedings. Refer to note 22 and 35 of the Consolidated Financial Statements for a detailed overview of these proceedings. These amounts are not recognised in the statement of financial position as no reliable estimate of these liabilities can be made.

11. Cash flow information

11.1 Cash generated from operations

	Notes	30 September 2019 €'000	30 September 2018 €'000
Loss before tax		4 434 761	(1 697 789)
Adjusted for:			
Unrealised foreign exchange (gains)/losses		(4 810)	(20 407)
Impairment of investments in subsidiaries	2.2.2	9 322	940 416
Impairment of related party and affiliated loan receivables	2.2.3	–	4 490
(Derecognition)/recognition of parent guarantees	2.2.4 & 2.2.6	(6 391 751)	905 046
Recognition of financial liabilities	2.2.5	1 916 320	–
Finance cost accrued	3 & 9.1.5	1 197	9 075
Profit on sale of shares		(137)	
Profit on derecognition of preference share liability		–	(17 991)
Cash generated from operations before other payables and accruals changes		(35 098)	122 840
Changes in other payables and accruals			
Increase in other payables and accruals		5 170	3 710
Net changes in other payables and accruals		5 170	3 710
Cash generated from operations		(29 928)	126 550
11.2 Net debt reconciliation			
Net debt			
Cash and cash equivalents		58 736	6 139
Borrowings – parent guarantees – repayable within one year	9	–	(6 391 751)
Related party loans payable – repayable within one year		(178)	(955 590)
Borrowings - financial liabilities – repayable after one year	9	(1 979 513)	(63 193)
		(1 920 955)	(7 404 395)
11.3 Cash and cash equivalents			
Cash at bank and in hand		58 736	6 139

For the purpose of presentation in the statement of cash flows, cash and cash equivalents includes cash on hand, deposits held at call with financial institutions, other short-term, highly liquid investments with original maturities of three months or less that are readily convertible to known amounts of cash and which are subject to an insignificant risk of changes in value.

Restricted cash

The Company does not have cash and cash equivalents that are restricted

STEINHOFF INTERNATIONAL HOLDINGS N.V.
NOTES TO THE SEPARATE FINANCIAL STATEMENTS
FOR THE PERIOD ENDED 30 SEPTEMBER 2019
continued

11. Cash flow information *(continued)*

11.4. Reconciliation of liabilities arising from financing activities

	Opening balance €'000	Derecognition/ recognition of parent guarantees/ CPU's €'000	Foreign exchange movements €'000	Set off of loans €'000	Other non-cash movements €'000	Cash flows €'000	Closing balance €'000
30 September 2019							
Borrowings	6 454 944	(4 475 431)	-	-	-	-	1 979 513
Loans from related parties	955 590	-	(2 529)	(27 920)	169	11 883	937 193
	7 410 534	(4 475 431)	(2 529)	(27 920)	169	11 883	2 916 706
30 September 2018							
Borrowings	5 628 377	826 567	-	-	-	-	6 454 944
Loans from related parties	848 511	-	(14 672)	-	-	121 751	955 590
	6 476 888	826 567	(14 672)	-	-	121 751	7 410 534

STEINHOFF INTERNATIONAL HOLDINGS N.V.
NOTES TO THE SEPARATE FINANCIAL STATEMENTS
FOR THE PERIOD ENDED 30 SEPTEMBER 2019
continued

12. Related party transactions

	30 September 2019 €'000	30 September 2018 €'000
Related party relationships exist between the Company, its subsidiaries and key management personnel.		
12.1 Subsidiaries		
Details of investments in direct subsidiaries are disclosed in note 5.		
12.2 Trading transactions		
The following is a summary of transactions with subsidiary companies during the period and balances at the end of the period:		
Dividend income:		
SINVH (note 1)	–	138 388
Sherwood	3 552	–
	3 552	138 388
Interest income:		
Mattress Firm Inc (note 1)	767	2 495
Finance cost:		
Steenbok Newco 2A Limited	1 197	–
Loans receivable from:		
<i>Current</i>		
SINVH	185 833	187 234
SIHPL ³	3 795	3 824
Steinhoff Africa	–	27 072
Steinhoff at Work Proprietary Limited	–	1 058
Steinhoff Properties Proprietary Limited	473	478
Pepkor Trading Proprietary Limited	1 378	1 388
Steinbuild Doors and Building Materials Proprietary Limited	126	127
Unitrans Automotive Proprietary Limited	289	291
Steinhoff Europe AG (Austria) ¹	–	24 919
Steinhoff Europe AG (Switzerland) ¹	3 880	3 880
Mattress Firm Inc	–	71 674
SUKGS ²	2 500	20 000
Steenbok Newco 6A Limited	24 733	–
	223 007	341 945
Less: Impairment provision	(33 703)	(33 918)
	189 304	308 027

The impairment provision includes the following:

¹ The loans receivable from companies within the European Group were deemed irrecoverable in the prior period. The recoverability of these loans was assessed on the basis of the European Group's inability to repay the loans based on debt levels within the European Group exceeding the European Group's liquid or realisable assets post restatements. A forex adjustment of €0.2 million was recognised in the current period and an impairment reversal of €0.6 million was recognised in the prior period.

² An impairment of €1.3 million was recognised during the prior period relating to the SUKGS loan.

³ An impairment of €3.8 million was recognised during the period relating to the SIHPL loan.

The loan to SINVH is unsecured, interest-free and is repayable on demand.

The loan to Mattress Firm Inc carried interest at 7.5% per annum and is fully repaid during the 2019 Reporting Period. The loan was guaranteed by Mattress Firm Inc subsidiaries.

All other loans bear no interest and have no fixed terms of repayment.

STEINHOFF INTERNATIONAL HOLDINGS N.V.
NOTES TO THE SEPARATE FINANCIAL STATEMENTS
FOR THE PERIOD ENDED 30 SEPTEMBER 2019
continued

12. Related party transactions *(continued)*

12.2 Trading transactions *(continued)*

	30 September 2019 €'000	30 September 2018 €'000
Loans payable to:		
Non-Current		
Steenbok Lux Finco 1 SARL	(12)	–
Steinhoff Africa	(260 949)	–
Steenbok Newco 2A Limited	(676 054)	–
	(937 015)	–
Current		
SFHG	–	(675 885)
Steinhoff Africa	–	(275 145)
Steinhoff at Work Proprietary Limited	–	(4 005)
SUKGS	–	(388)
Steinhoff International Share Trust	(166)	(167)
Sherwood	(12)	–
	(178)	(955 590)
	(937 193)	(955 590)

The loan from Steenbok Lux Finco 1 SARL is unsecured, interest-free and is repayable on 12 August 2022.

The loan from Steinhoff Africa is unsecured, interest-free and is repayable on 31 December 2021.

The loan from SFHG was transferred to Steenbok Newco 2A Limited on 12 August 2019. The loan is unsecured, accrues payment in kind interest at EURIBOR +1.33% per annum, with a minimum interest rate of 1.33% per annum, and is repayable on 31 December 2021.

All other loans are unsecured, bear no interest and have no fixed terms of repayment.

12.3 Management and supervisory board members

For details of the Management and Supervisory Board members, remuneration, share rights, interests of key management personnel in contracts and interest in Steinhoff N.V. ordinary share capital, please refer to note 29 and 31 of the Consolidated Financial Statements.

STEINHOFF INTERNATIONAL HOLDINGS N.V.
NOTES TO THE SEPARATE FINANCIAL STATEMENTS
FOR THE PERIOD ENDED 30 SEPTEMBER 2019
continued

13. Financial risk management

The Management Board and executive team is responsible for implementing the risk management strategy to ensure that an appropriate risk management framework is operating effectively within the Company. Management together with the forensic investigation identified management override of controls resulting in a number of shortcomings relating to the internal controls and risk management processes.

These shortcomings are addressed in the Remediation Plan of the Group.

The Company does not speculate in the trading of derivative or other financial instruments.

13.1 Total financial assets and liabilities

	Notes	Loans and receivables and other financial liabilities at carrying and fair value	
		30 September 2019 €'000	30 September 2018 €'000
Related party loans receivable	12.2	189 304	308 027
Cash and cash equivalents	11.3	58 736	6 139
Current financial assets		248 040	314 166
Borrowings	9.2	(1 979 513)	(63 193)
Related party loans payable	12.2	(937 015)	–
Non-current financial liabilities		(2 916 528)	(63 193)
Other payables	8	(12 306)	(7 135)
Borrowings	9.2	–	(6 391 751)
Related party loans payable	12.2	(178)	(955 590)
Current financial liabilities		(12 484)	(7 354 476)
Realised and unrealised foreign exchange gains	2.2.1	4 810	20 388
Interest income	1	767	2 543

No items were classified as "at fair value through profit or loss" or "at fair value through other comprehensive income" (2018: "available for sale", "held to maturity", "at fair value through profit or loss" or "designated as at fair value through profit or loss") during the 2019 Reporting Period.

The carrying amount of financial assets and liabilities approximates its fair value.

The fair value calculation of the financial assets and liabilities was performed at the Reporting Date. Between the Reporting Date and the date of this report, the fair values reported may have fluctuated with changing market conditions and therefore the fair values are not necessarily indicative of the amounts the Company could realise in the normal course of business subsequent to the Reporting Date.

STEINHOFF INTERNATIONAL HOLDINGS N.V.
NOTES TO THE SEPARATE FINANCIAL STATEMENTS
FOR THE PERIOD ENDED 30 SEPTEMBER 2019
continued

13. Financial risk management (continued)

13.2 Market risk

13.2.1 Foreign currency risk

The financial assets and liabilities of the Company are denominated in the functional currency except for the following South African rand, British pounds and US dollars denominated related party loans receivable, related party loans payable, other payables and accruals, cash and cash equivalents and interest-bearing borrowings.

	British pounds €'000	SA rands €'000	US dollars €'000
30 September 2019			
Related party loans receivable (note 12)	1 205	189 628	–
Cash and cash equivalents	–	47	57 404
Other payables and accruals	(1 701)	(3 220)	(14)
Related party loans payable (note 12)	–	(261 115)	–
Borrowings	–	–	–
	(496)	(74 660)	57 390
30 September 2018			
Related party loans receivable (note 12)	18 705	221 472	71 674
Cash and cash equivalents	–	137	–
Other payables and accruals	(1 218)	(2)	(102)
Related party loans payable (note 12)	(388)	(279 317)	–
Borrowings	(3 532)	–	(1 489 311)
	13 567	(57 710)	(1 417 739)

The following significant exchange rates applied during the period and were used in calculating sensitivities:

	Forecast rate ¹	Forecast rate ¹	Reporting Date spot rate	Reporting Date spot rate
	30 September 2019	30 September 2018	30 September 2019	30 September 2018
South African rand : euro	15.0000	16.2370	16.5576	16.4337
US dollar : euro	1.2000	1.2547	1.0889	1.1576
British pound : euro	0.8000	0.8976	0.8857	0.8873

¹ The forecast rates represent a weighting of foreign currency rates forecasted by the major banks that the Company transacts with regularly. These rates are not necessarily management's expectations of currency movements.

Sensitivity analysis

The table below indicates the Company's sensitivity at the Reporting Date to the movements in the rand, the US dollar and the British pound that the Company are exposed to on its financial instruments. The percentage given below represents a weighting of foreign currency rates forecasted by the major banks that the Company transacts with regularly. This analysis assumes that all other variables, in particular interest rates, remain constant.

The impact on the reported numbers, using the forecast rates as opposed to the Reporting Date spot rates is set out below.

	30 September 2019 €'000	30 September 2018 €'000
Through profit/(loss)		
Rand strengthening by 9.41% (2018: strengthening by 1.2%) to the euro	(7 023)	(691)
US dollar weakening by 1.0% (2018: weakening by 8.4%) to the euro	(5 855)	118 921
British pound strengthening by 6.3% (2018: weakening by 1.2%) to the euro	(48)	(157)

If the foreign currencies were to strengthen/weaken against the euro, by the same percentages as set out in the table above, it would have an equal, but opposite, effect on profit or loss.

STEINHOFF INTERNATIONAL HOLDINGS N.V.
NOTES TO THE SEPARATE FINANCIAL STATEMENTS
FOR THE PERIOD ENDED 30 SEPTEMBER 2019
continued

13. Financial risk management (continued)

13.2 Market risk (continued)

13.2.2 Interest rate risk

At the Reporting Date the interest rate profile of the Company's financial instruments was:

	Subject to interest rate movement					Total €'000
	Variable South African (SA) prime €'000	Variable EURIBOR €'000	Variable LIBOR €'000	Fixed rate €'000	Non- interest -bearing €'000	
30 September 2019						
Current financial assets	47	-	-	58 689	189 304	248 040
Non-current financial liabilities	-	(676 054)	-	-	(2 240 474)	(2 916 528)
Current financial liabilities	-	-	-	-	(12 484)	(12 484)
	47	(676 054)	-	58 689	(2 063 654)	(2 680 972)
30 September 2018						
Current financial assets	137	-	-	71 674	242 355	314 166
Non-current financial liabilities	-	-	-	(63 193)	-	(63 193)
Current financial liabilities	-	(2 373 827)	(1 489 311)	(2 528 613)	(962 725)	(7 354 476)
	137	(2 373 827)	(1 489 311)	(2 520 132)	(720 370)	(7 103 503)

Sensitivity analysis

The Company is sensitive to movements in the SA prime rate, EURIBOR and LIBOR.

The sensitivities calculated are based on an increase of 100 basis points for each interest category. These rates are also used when reporting sensitivities internally to key management personnel.

	30 September 2019 €'000	30 September 2018 €'000
<i>Increase/(decrease) in pre-tax profit</i>		
SA prime – 100 basis point increase	-	1
EURIBOR – 100 basis point increase	(6 761)	(23 738)
LIBOR – 100 basis point increase	-	(14 893)
	(6 761)	(38 630)

A 100 basis point decrease in the above rates would have had an equal, but opposite, effect on profit or loss before tax.

STEINHOFF INTERNATIONAL HOLDINGS N.V.
NOTES TO THE SEPARATE FINANCIAL STATEMENTS
FOR THE PERIOD ENDED 30 SEPTEMBER 2019
continued

13. Financial risk management (continued)

13.3 Credit risk

	30 September 2019 €'000	30 September 2018 €'000
Potential concentration of credit risk consists principally of cash and cash equivalents and related party loans receivable. The Company deposits short-term cash surpluses with major banks of quality credit standing. At 30 September 2019, the Company did not consider there to be any significant concentration of credit risk which had not been adequately provided for.		
The carrying amounts of financial assets represent the maximum credit exposure.		
The maximum remaining exposure to credit risk at the Reporting Date, without taking account of the value of any collateral obtained was:		
Current financial assets (note 11 & 12)	248 040	314 166
The maximum exposure to credit risk at the Reporting Date by geographical region was (carrying amounts):		
Continental Europe	1 285	6 002
Southern Africa	188 146	217 785
United Kingdom	1 205	18 705
United States	57 404	71 674
	248 040	314 166

Refer to note 12.2 for impairment provisions relating to irrecoverable or past due loans.

13.4 Liquidity risk

Liquidity risk is the risk that an entity will encounter difficulty in meeting its obligations associated with financial liabilities. Liquidity risk arises because of the possibility that the entity could be required to pay its liabilities earlier than expected.

The Company manages liquidity risk by monitoring forecast cash flows and by ensuring that adequate borrowing facilities are available.

The following table details the Company's remaining contractual maturity for its financial liabilities. The table has been drawn up on the undiscounted cash flows of financial liabilities based on the earliest date on which the Group can be required to pay. The table includes both interest and principal cash flows:

	Notes	Within 1 year €'000	Years 3 - 5 €'000
30 September 2019			
Other payables and accruals	8	(12 306)	-
Related party loans payable	12	(178)	(937 015)
Borrowings	9	-	(1 979 513)
		(12 484)	(2 916 528)
30 September 2018			
Other payables and accruals	8	(7 135)	-
Related party loans payable	12	(955 590)	-
Borrowings	9	(6 391 751)	(63 193)
		(7 354 476)	(63 193)

13.5 Capital risk management

The capital structure of the Company consists of cash and cash equivalents and equity, comprising issued ordinary stated capital and accumulated losses as disclosed in the statement of changes in equity.

STEINHOFF INTERNATIONAL HOLDINGS N.V.
NOTES TO THE SEPARATE FINANCIAL STATEMENTS
FOR THE PERIOD ENDED 30 SEPTEMBER 2019
continued

14. Reconciliation of the net profit and shareholders' equity of the Company with the consolidated results as at 30 September 2019

	30 September 2019		30 September 2018	
	Total equity €'000	Net loss for the period €'000	Total equity €'000	Net loss for the period €'000
Company equity and net loss for the period	(910 683)	4 434 761	(5 346 334)	(1 706 132)
Adjusted for:				
Elimination of intergroup transactions:				
Elimination of intergroup dividends received (note 1)	(3 552)	(3 552)	(138 388)	(138 388)
Elimination of impairment of subsidiaries (note 2.2.2)	9 322	9 322	940 416	940 416
Elimination of impairment/(impairment reversal) of intergroup loans receivable (note 2.2.3)	-	-	4 490	4 490
Elimination of recognition of parent guarantees (note 2.2.4)	-	-	905 046	905 046
Elimination of recognition of financial liabilities (note 2.2.5)	1 916 320	1 916 320	-	-
Elimination of derecognition of parent guarantees (note 2.2.6)	(6 391 751)	(6 391 751)	-	-
Share of subsidiaries consolidated loss for the period	(1 587 100)	(1 587 100)	(1 252 432)	(1 252 432)
Share of subsidiaries consolidated other comprehensive income for the period	109 000	-	27 000	-
Movement in treasury shares	(890)	-	(128 612)	-
Excess of consideration received from non-controlling interests	-	-	36 000	-
Other reserve movements	(279 000)	-	5 000	-
Effect of adopting IFRS 9 – Financial Instruments, net of taxation	(58 000)	-	-	-
Prior period share of subsidiaries consolidated total comprehensive income/ (loss) for the period and other reserve movements	4 825 334	-	4 426 814	-
Group equity and loss after tax for the period attributable to owners of Steinhoff N.V.	(2 371 000)	(1 622 000)	(521 000)	(1 247 000)

15. Events occurring after the Reporting Period

- The Company is engaged in a number of legal proceedings. Refer to note 22 and 35 of the Consolidated Financial Statements for a detailed overview of these proceedings.
- Refer to note 35 of the Consolidated Financial Statements for other events occurring after the Reporting Period.

COVID-19

Refer to note 35 of the Consolidated Financial Statements for the impact of COVID-19 on the performance of the Company's underlying Operating Companies. The impact of COVID-19 would have a direct effect on the future cash forecasts of these Operating Companies, which in turn will affect the values determined in terms of discounted cash flow valuations and the recoverability of receivables used in the determination of the CPU values.

16. Principal subsidiaries

The statutory list of all subsidiaries and affiliated companies, prepared in accordance with the relevant legal requirements (Dutch Civil Code, Book 2, section 379), forms part of the notes to the 2019 Separate Financial Statements and is included herein as an Annexure included under Other Information: Statutory List of all Subsidiaries.

OTHER INFORMATION

To the shareholders and
the Supervisory Board of
Steinhoff International
Holdings N.V.

INDEX

INDEPENDENT AUDITOR'S REPORT	314
Report on the audit of the financial statements for the year ended 30 September 2019 included in the Annual Report	314
Report on the other information included in the Annual Report	315
Report on other legal and regulatory requirements	315
Description of responsibilities regarding the financial statements	316
DISTRIBUTION OF PROFIT	317
Articles of Association provisions governing the distribution of profit	317
Distribution of profit	317
LIST OF BRANCHES	318
STATUTORY LIST OF ALL SUBSIDIARIES	319

OTHER INFORMATION INDEPENDENT AUDITOR'S REPORT

To the Annual General Meeting of shareholders and Supervisory Board of Steinhoff International Holdings N.V.

Report on the audit of the financial statements for the year ended 30 September 2019 included in the Annual Report

Disclaimer of Opinion

We do not express an opinion on the consolidated and separate financial statements for the year ended 30 September 2019 (hereafter "financial statements") of Steinhoff International Holdings N.V. and its subsidiaries (the "Company" and or "Group") included in this Annual Report. Due to the significance of the matters described in the 'Basis for our disclaimer of opinion' section of our report, we have not been able to obtain sufficient appropriate audit evidence to provide a basis for an audit opinion on the financial statements as a whole.

What is our engagement

We are engaged to audit the accompanying financial statements for the year ended 30 September 2019 of the Company, based in Amsterdam, the Netherlands. The financial statements include the consolidated financial statements and the separate financial statements, prepared in accordance with International Reporting Standards as adopted by the European Union (EU-IFRS) as issued by the IASB and with Part 9 of Book 2 of the Dutch Civil Code.

The consolidated financial statements comprise:

1. the consolidated statement of financial position as at 30 September 2019;
2. the following statements for the year ended 30 September 2019: the consolidated statement of profit or loss, the consolidated statement of comprehensive income, the consolidated statement of changes in equity and the consolidated statement of cash flows; and
3. the notes comprising a summary of the significant accounting policies and other explanatory information.

The separate financial statements comprise:

1. the separate statement of financial position as at 30 September 2019;
2. the following statements for the year ended 30 September 2019: the separate statement of profit or loss and other comprehensive income, the separate statement of changes in equity and the separate statement of cash flows; and
3. the notes comprising a summary of the significant accounting policies and other explanatory information.

Our responsibilities are further described in the "Our responsibility for the audit of the financial statements" section of this report.

We are independent of Steinhoff International Holdings N.V. in accordance with the EU Regulation on specific requirements regarding statutory audit of public-interest entities, the Wet toezicht accountantsorganisaties (Wta, Audit firms supervision act), the Verordening inzake de onafhankelijkheid van accountants bij assurance-opdrachten (ViO, Code of Ethics for Professional Accountants, a regulation with respect to independence) and other relevant independence regulations in the Netherlands. Furthermore, we have complied with the Verordening gedrags- en beroepsregels accountants (VGBA, Dutch Code of Ethics).

Basis for disclaimer of opinion

Introduction

The Management Board and the Supervisory Board have elaborated in their reports in the Annual Report on the exceptional circumstances under which the 2017, 2018 and 2019 financial statements were prepared. In preparing the 2017 and 2018 financial statements management was required to make significant judgments, as they described in the basis of preparation of the 2017 and 2018 financial statements. Significant judgements continue to apply when management prepared the 2019 financial statements. As a result, there remain multiple uncertainties that potential interact with each other and for which the cumulative effect could be significant to these financial statements as a whole. These uncertainties, their potential interaction, as well as certain other matters are described below.

Material uncertainty related to going concern

The Company renegotiated the terms and conditions of its borrowing facilities with the groups of lenders. This has resulted in the completion of the Company Voluntary Arrangements ("CVA") on 13 August 2019, which defers payment of the principal amount and accrued interest from 14 December 2018 until 31 December 2021. Management has used this as the basis to assess the Company's ability to continue as a going concern. Management has prepared these financial statements on the basis of going concern. Management has included its assessment, and the associated uncertainties for litigation and regulation, tax and COVID-19, in the basis of preparation (Going concern). In which they have included:

"The Management Board draws attention to the following facts:

- that in the Group's 2019 Consolidated Financial Statements liabilities exceed assets, and
- that these material uncertainties extend beyond the foreseeable future (except for COVID-19).

These facts therefore cast significant doubt upon the Company and Group's ability to continue as a going concern beyond the foreseeable future."

Material uncertainty with respect to litigation

Following the public announcement on 5 December 2017 and the subsequent sharp decline in the stock price of the Company's share, the Company has received several claims from investors, which have been described in basis of preparation (Litigation and Regulation) and note 22.3. Although management is unable to estimate the potential cash outflow in the case of unfavourable decisions by the courts, the potential outflows of cash could be considerable and may also impact the going concern assumption and the determination of the shortfall of the Contingent Payment Undertakings and valuation of the investments in the separate financial statements.

Material uncertainty with respect to uncertain tax positions

As a result of the accounting irregularities, management has, in its 2017 annual report, recorded restatements and adjustments

OTHER INFORMATION
INDEPENDENT AUDITOR'S REPORT
continued

affecting multiple years and multiple tax-jurisdictions. As described in the basis of preparation (Tax) and note 6 (Uncertain tax positions) management concluded that material uncertainties remain in respect of the tax impact of the consequential effect of the restatements and adjustments in multiple tax jurisdictions. Also, the steps necessary for the implementation of the CVAs were complex and multi-jurisdictional, giving rise to an element of risk regarding the tax consequences thereof. Management is currently unable to estimate the potential cash outflow of these tax uncertainties, including the timing thereof. This could also have a significant impact on the ability of the Group to continue as a going concern and the determination of the shortfall of the Contingent Payment Undertakings in the separate financial statements.

Material uncertainty with respect to the share in the investment in Conforama

As explained in note 29 (Conforama), under Related party transactions and control considerations (critical judgements), the Company is in litigation with Andreas Seifert/HLSW GmbH and LSW GmbH in relation to the nature of his investment in Conforama. Management, in preparing these financial statements, has treated the investment of Seifert as a liability linked to the value of Conforama. The Company recognized a provision equal to 23.6% of Conforama's equity value on 19 January 2015 for the termination settlement amount. In December 2016 a payment of €147 million was made by the Company, which reduces the financial liability, and which Seifert has recognised as a reduction in his loan receivable.

Material uncertainty with respect to the audit evidence of Conforama

The component auditor for Conforama Group has been appointed after 30 September 2019. Due to the COVID-19 pandemic and the inaccessibility of transaction documents, we were unable to perform sufficient audit work on the sales and cost of sales of the consolidated group reporting package of Conforama.

We were therefore unable to obtain sufficient and appropriate audit evidence regarding the sales in the amount of €2.2 billion and cost of sales in the amount of €1.4 billion of Conforama France.

Material uncertainty with respect to the foreign currency translation reserve

In note 25 (Nature and purpose of reserves) the composition of the foreign currency translation reserve and the split between Other Comprehensive Income and income for the period covered by these financial statements has been described. However, this split is uncertain as a result of the restatements and how this reserve originated. We were therefore unable to obtain sufficient appropriate audit evidence to support the analysis of, and movement within, the foreign currency translation reserve. Refer to note 25 and 1.2.3.

Emphasis of matter

Control conclusions on certain entities

We draw your attention to the basis of preparation to the financial statements (Consolidation decisions) which describes the conclusions from management's assessment that the Company has control over certain investments in Europe (Newco 3 and Conforama). The control assessment involved numerous complex and subjective judgements and as such, the facts and circumstances may be amenable to different interpretation.

Contingent payment undertakings (CPU) valuation in the separate financial statements

We draw your attention to note 9 to the separate financial statements which describes the uncertainties related to the accounting treatment of the CPU that the Company has issued in respect of certain debts of European subsidiaries following the financial restructuring under the CVA. The Company recognised a financial liability equal to the shortfall, being the difference of the outstanding external debt and the fair value of the underlying investments and assets. The shortfall is subject to significant judgements and contains various assumptions and excludes the impact of the material uncertainty with respect to uncertain tax positions and the material uncertainty with respect to litigation.

Report on the other information included in the Annual Report

In addition to the financial statements and our auditor's report thereon, the Annual Report contains other information that consists of:

- Message from the Management Board;
- Message from the Supervisory Board;
- Report of the Management Board;
- Corporate governance report;
- Report of the Supervisory Board;
- Remuneration report;
- Other information.

Management is responsible for the preparation of other information, including the Report of the Management Board in accordance with Part 9 of Book 2 of the Dutch Civil Code and other information as required by Part 9 of Book 2 of the Dutch Civil Code.

We were engaged to read the other information and, based on our knowledge and understanding to be obtained through our audit of the financial statements or otherwise, to consider whether the other information contains material misstatements.

Due to the significance of the matters described in the 'Basis for our disclaimer of opinion' section, we have not been able to consider in accordance with Part 9 of Book 2 of the Civil Code whether or not the other information:

- is consistent with the financial statements and does not contain material misstatements;
- contains the information as required by Part 9 of Book 2 of the Dutch Civil Code.

Report on other legal and regulatory requirements

Engagement

We were engaged by the Supervisory Board as auditor of Steinhoff International Holdings N.V. on 12 November 2019, to conduct the audit for the period ended 30 September 2019.

No prohibited non-audit services

To our best knowledge and belief we have not provided prohibited non-audit services as referred to in Article 5(1) of the EU Regulation on specific requirements regarding statutory audit of public-interest entities.

OTHER INFORMATION
INDEPENDENT AUDITOR'S REPORT
continued

Description of responsibilities regarding the financial statements

Responsibilities of management and the Supervisory Board for the financial statements

Management is responsible for the preparation and fair presentation of the financial statements in accordance with EU-IFRS and Part 9 of Book 2 of the Dutch Civil Code. Furthermore, management is responsible for such internal control as management determines is necessary to enable the preparation of the financial statements that are free from material misstatement, whether due to fraud or error.

As part of the preparation of the financial statements, management is responsible for assessing the Company's ability to continue as a going concern. Based on the financial reporting frameworks mentioned, management should prepare the financial statements using the going concern basis of accounting unless management either intends to liquidate the Company or to cease operations or has no realistic alternative but to do so.

Management should disclose events and circumstances that may cast significant doubt on the Company's ability to continue as a going concern in the financial statements.

The Supervisory Board is responsible for overseeing the Company's financial reporting process.

Our responsibilities for the audit of the financial statements

Our responsibility is to express an opinion on the financial statements based on conducting the audit in accordance with Dutch law, including the Dutch Standards on Auditing. However, due to the matter(s) described in the 'Basis for our disclaimer of opinion' paragraph, we were not able to obtain sufficient appropriate audit evidence to provide a basis for an audit opinion.

Rotterdam, 30 June 2020

Mazars Accountants N.V.
O. Opzitter RA

OTHER INFORMATION DISTRIBUTION OF PROFIT

Articles of Association provisions governing the distribution of profit

The holders of ordinary shares are entitled to one vote per share and to participate in the distribution of dividends and liquidation proceeds. Pursuant to section 35 of the Articles of Association, a dividend may be declared out of net income after appropriation to increase and/or from reserves. The allocation of profit remaining after reservations deemed necessary by the Supervisory Board, in consultation with the Management Board, will then be available for distribution to the ordinary shareholders subject to approval at the General Meeting. The Management Board, with the approval of the Supervisory Board, may propose that the General Meeting make distributions wholly or partly in the form of ordinary shares. Distributions on shares may be made only up to an amount which does not exceed the amount of the distributable equity. The Management Board, with the approval of the Supervisory Board may declare an interim dividend which does not exceed the amount of the distributable equity.

A preference share shall entitle the holder thereof to a distribution of profit of an amount per preference share that is equal to the amount that shall be distributed per ordinary share to the holder thereof, plus a premium per preference share of a percentage equal to one per cent calculated over the aforementioned amount of profit that shall be distributed per ordinary share. This percentage may at the time of issue of preference share concerned be increased up to a maximum of ten per cent. Amounts of net income not paid in the form of dividends will be added to the retained earnings.

Distribution of profit

No dividends were declared by Steinhoff N.V. for the 2019 Reporting Period.

OTHER INFORMATION
LIST OF BRANCHES

The table below lists all branches of the Company as well as all Subsidiaries whose results were consolidated during the Reporting Period.

Branch	Place of branch	Country of branch	Register of branch
GROUP: SISL			
Steinhoff International Sourcing and Trading Ltd.	Hong Kong	China (Hong Kong)	2461089
Steinhoff International Sourcing Ltd.	Hong Kong	China (Hong Kong)	644662
Steinhoff International Trading Services Ltd.	Hong Kong	China (Hong Kong)	2463978
Steinhoff International Investment HK Ltd	Hong Kong	China (Hong Kong)	2584507
Steinhoff International Sourcing Ltd – India RO	Gurgaon	India	F04370
Steinhoff International Sourcing Ltd – Indonesia RO	Jakarta	Indonesia	28/1/IUP3A-T/P-4/Nas/2017
Steinhoff International Sourcing Ltd – Pakistan RO	Karachi	Pakistan	03.078.508.3-011.000
Steinhoff International Sourcing Ltd – Vietnam RO	Ho Chi Minh City	Vietnam	79-02944-01
Steinhoff International Sourcing (Shenzhen) Ltd.	Shenzhen	China	914403000589890340
Steinhoff International Sourcing (Shanghai) Ltd.	Shanghai	China	91310000MA1GBH5W31
Steinhoff International Sourcing India Private Limited	Gurgaon	India	U74999HR2019FTC081761
GROUP: STEINHOFF UK			
Steinhoff Europe AG	Cheltenham	UK	BR020565
Steinhoff Finance Holding GmbH	Cheltenham	UK	BR020564
Steinhoff UK Retail	Dublin	Ireland	906518
GROUP: CONFORAMA			
Divisov (Conforama Suisse)	Mechnov 33 – 25726 Divisov	Czech Republic	VAT no: CZ68421776
GROUP: PEPKO			
Fully Sun China Limited – Bangladesh	Bangladesh	India	TIN- 4404-3933-6667
Fully Sun China Limited – Taiwan	Taiwan	China	Reg no 53665194
Fully Sun China Ltd. India Liason Office	Gurugram, Haryana	India	F04915
Fully Sun China Ltd.	Dhaka	Bangladesh	393120132180
Isle of Man	Isle of Man	UK (Isle of Man)	Tax reference No: C145894-73
Ireland	Ireland	UK (Ireland)	Tax reference: 9798866A
Retail Holdings Sarl	Zug	Switzerland	CHE-110.261.548
OTHER			
Standard Properties sp. z o.o.	Westerstede	Germany	HRB 205133 Oldenbrug

OTHER INFORMATION
LIST OF BRANCHES
continued

IC-Code	Origin Entity	Country of origin entity	Valid for FY2018	Valid for FY2019
270	Steinhoff International Sourcing and Trading Ltd.	China (Hong Kong)	Y	Y
222	Steinhoff International Sourcing and Trading Ltd.	China (Hong Kong)	Y	Y
271	Steinhoff International Sourcing and Trading Ltd.	China (Hong Kong)	Y	Y
280	Steinhoff International Investment HK Ltd	China (Hong Kong)	Y	Y
222	Steinhoff International Sourcing and Trading Ltd.	China (Hong Kong)	Y	Y
222	Steinhoff International Sourcing and Trading Ltd.	China (Hong Kong)	Y	Y
222	Steinhoff International Sourcing and Trading Ltd.	China (Hong Kong)	Y	Y
222	Steinhoff International Sourcing and Trading Ltd.	China (Hong Kong)	Y	Y
236	Steinhoff International Sourcing and Trading Ltd.	China (Hong Kong)	Y	Y
273	Steinhoff International Sourcing and Trading Ltd.	China (Hong Kong)	Y	Y
222	Steinhoff International Sourcing and Trading Ltd.	China (Hong Kong)	N	Y
050	Steinhoff Europe AG	Austria	Y	Y
203	Steinhoff Finance Holding GmbH	Austria	Y	Y
174	Steinhoff UK Retail Ltd	UK	Y	N
718	Conforama Suisse	Switzerland	Y	Y
380	Fully Sun China Limited (HK)	China (Hong Kong)	Y	Y
380	Fully Sun China Limited (HK)	China (Hong Kong)	Y	Y
380	Fully Sun China Ltd	Hong Kong	Y	N
380	Fully Sun China Ltd	Hong Kong	Y	N
368	Poundland Limited	UK		Y
368	Poundland Limited	UK		Y
376	Retail Holdings sarl	Luxemburg	Y	N
046	Standard Propterties sp. z o.o.	Poland	Y	N

OTHER INFORMATION
STATUTORY LIST OF ALL SUBSIDIARIES AND AFFILIATED COMPANIES
AS AT 30 SEPTEMBER 2019

This list forms part of the notes to the 2019 separate financial statements and has been referenced therein.

Entity Name	Incorp.	Reg. No.	Shareholding	Principal place of Business
Genesis Investment Gamma GmbH	AUT	FN 381969 w	100%	2345 Brunn am Gebirge, Rennweg 77
Steinhoff US Holdings I, Inc (previously Sherwood Group Holdings, Inc)	USA	6454341	100%	c/o The Corporation Trust Company, 1209 Orange Street, Wilmington, Delaware 19801, New Castle County
Steinhoff US Holdings II, LLC (previously Sherwood Acquisition Holdings LLC)	USA	6438336	80%	c/o The Corporation Trust Company, 1209 Orange Street, Wilmington, Delaware 19801, New Castle County
Sherwood West LLC	USA	4866401	100%	c/o The Corporation Trust Company, 1209 Orange Street, Wilmington, Delaware 19801, New Castle County
Sherwood Southwest LLC	USA	11000140802	100%	c/o The Corporation Trust Company, 1209 Orange Street, Wilmington, Delaware 19801, New Castle County
Sherwood Southeast LLC	USA	11000140797	100%	c/o The Corporation Trust Company, 1209 Orange Street, Wilmington, Delaware 19801, New Castle County
Sherwood Midwest LLC	USA	16000029518	100%	c/o The Corporation Trust Company, 1209 Orange Street, Wilmington, Delaware 19801, New Castle County
Steinhoff Finance Holding GmbH	AUT	FN 345159m	100%	2345 Brunn am Gebirge, Rennweg 77
Steenbok Newco 1 Ltd (Jersey)	JEY	127918	100%	3rd Floor 44 Esplanade, St Helier, Jersey, JE4 9WG
Steenbok Lux Finco 1 SARL (LUX)	LUX	B 230 883	100%	56 rue Charles Martel, Luxembourg, 230883
Steenbok Newco 2A Ltd (Jersey)	JEY	127926	100%	3rd Floor 44 Esplanade, St Helier, Jersey, JE4 9WG
Steenbok Newco 2B Ltd (UK)	GBR	11728129	100%	Pall Mall Works, 17-19 Cockspur Street, London, SW1Y 5BL
Steenbok Newco 3 Ltd (UK)	GBR	11728460	100%	Pall Mall Works, 17-19 Cockspur Street, London, SW1Y 5BL
Steenbok Newco 4 Ltd (UK)	GBR	11728633	100%	Pall Mall Works, 17-19 Cockspur Street, London, SW1Y 5BL
Steinhoff Mobil Holding Alpha GmbH	AUT	FN 202439 f	100%	2345 Brunn am Gebirge, Rennweg 77
Steinhoff Europe AG	AUT	FN 38031 d	100%	Pall Mall Works, 17-19 Cockspur Street, London, SW1Y 5BL
Steenbok Newco 5 Ltd (Jersey)	JEY	127924	100%	3rd Floor 44 Esplanade, St Helier, Jersey, JE4 9WG
Steenbok Lux Finco 2 SARL (LUX)	LUX	B 230 871	100%	56 rue Charles Martel, Luxembourg, 230883
Ibex Retail Investments Limited (previously Steenbok Newco 6A Ltd (Jersey))	JEY	127930	100%	3rd Floor 44 Esplanade, St Helier, Jersey, JE4 9WG
Steenbok Newco 6 Ltd (UK)	GBR	11728916	100%	Pall Mall Works, 17-19 Cockspur Street, London, SW1Y 5BL
Norfolk Reinsurance Company Ltd	BMU	26416	100%	
Genesis Investment Holding GmbH	AUT	FN 392734 a	100%	2345 Brunn am Gebirge, Rennweg 77
Genesis Branding Holding AG	AUT	FN 381078 i	100%	2345 Brunn am Gebirge, Rennweg 77
Steinhoff Global Investments GmbH	AUT	FN 359664 v	100%	2345 Brunn am Gebirge, Rennweg 77
Steinhoff Retail GmbH	AUT	FN 328490 z	100%	2345 Brunn am Gebirge, Rennweg 77
Steenbok Newco 7 Ltd (UK)	GBR	11729104	100%	Pall Mall Works, 17-19 Cockspur Street, London, SW1Y 5BL
Steinhoff UK Holdings Ltd.	GBR	03738136	100%	Pall Mall Works, 17-19 Cockspur Street, London, SW1Y 5BL
Southern View Finance UK Ltd.	GBR	08428498	100%	100 Avebury Boulevard, Milton Keynes, United Kingdom, MK9 1FH
CapFin Ltd.	GBR	4959055	100%	100 Avebury Boulevard, Milton Keynes, United Kingdom, MK9 1FH
Retail Holdings Sarl	LUX	B94093	100%	56 rue Charles Martel, Luxembourg, 230883
Pepco Group Limited (previously Pepkor Europe Ltd)	GBR	09127609	100%	Unit B, 120 Weston Street, London, United Kingdom, SE1 4GS
PEU (Fin) Ltd	GBR	11808114	100%	Unit B, 120 Weston Street, London, United Kingdom, SE1 4GS
PEU (Tre) Ltd	GBR	11808312	100%	Unit B, 120 Weston Street, London, United Kingdom, SE1 4GS
Fully Sun China Ltd	HKG	CR 1075298	100%	19/F., Seaview Commercial Building, 21 – 24 Connaught Road West, Hong Kong
Pepkor GPS (Shanghai) Co Ltd.	CHN	310104000350743	100%	8th Floor, H Zone (East), 666 Beijing East Road, Huangpu District, Shanghai
PGS Partner India (Private) Ltd	IND	U74999HR2018FTC073537	100%	Unit No-128, Suncity Success Tower Sector-65, Golf Course Extn Road, Gurugram Gurgaon HR 122005 India
Dealz Poland Sp. z o.o.	POL	KRS 0000692949	100%	Budynek Biurowy OMEGA, ul. J.H. Dąbrowskiego 79A p.4, 60-529 Poznań
Dealz Espana SL	ESP	B86867512	100%	C/Bravo Murillo 192, Madrid, Spain
Eezi Global Limited (previously Sapphire 117 Ltd)	GBR	09000588	100%	Unit B, 120 Weston Street, London, United Kingdom, SE1 4GS
Poundland UK and Europe Ltd.	GBR	09127615	100%	Poundland Limited, Wellmans Road, Willenhall, England, WV13 2QT
Poundland Stores Ltd.	GBR	02376949	100%	Wellmans Road, Willenhall, West Midlands, WV13 2QT
Poundland Group Ltd.	GBR	08861243	100%	Poundland Group Holdings Limited, Wellmans Road, Willenhall, WV13 2QT
Poundland Group Holdings Ltd.	GBR	07036164	100%	Wellmans Road, Willenhall, West Midlands, WV13 2QT
Poundland Holdings Ltd.	GBR	04386329	100%	Wellmans Road, Willenhall, West Midlands, WV13 2QT

OTHER INFORMATION
STATUTORY LIST OF ALL SUBSIDIARIES AND AFFILIATED COMPANIES
AS AT 30 SEPTEMBER 2019
continued

This list forms part of the notes to the 2019 separate financial statements and has been referenced therein.

Entity Name	Incorp.	Reg. No.	Shareholding	Principal place of Business
Poundland Trustee Ltd.	GBR	05018557	100%	C/O Poundland, Wellmans Road, Willenhall, West Midlands, WV13 2QT
M&O Business Systems Ltd.	GBR	01317353	100%	C/O Poundland, Wellmans Road, Willenhall, West Midlands, WV13 2QT
Homes & More Ltd.	GBR	03501298	100%	C/O Poundland, Wellmans Road, Willenhall, West Midlands, WV13 2QT
Family Bargains (Retail) Ltd.	GBR	07248690	100%	1 Reedley Grove, Burnley, United Kingdom, BB10 2LA
Dealz Retailing Ireland Ltd.	IRE	541977	100%	Unit 3 Westend Retail Park, Blanchardstown, Dublin 15
Bargain Ltd.	GBR	03856013	100%	Poundland Limited, Wellmans Road, Willenhall, West Midlands, WV13 2QT
Sheptonview Ltd.	GBR	01721545	100%	C/O Poundland, Wellmans Road, Willenhall, West Midlands, WV13 2QT
Poundland Value Retailing Ltd.	GBR	07115506	100%	Wellmans Road, Willenhall, West Midlands, WV13 2QT
Poundland Retail Ltd.	GBR	07115540	100%	Wellmans Road, Willenhall, West Midlands, WV13 2QT
Poundland Willenhall Ltd.	GBR	04386315	100%	Wellmans Road, Willenhall, West Midlands, WV13 2QT
Poundland Ltd.	GBR	02495645	100%	Wellmans Road, Willenhall, West Midlands, WV13 2QT
Poundland Far East Ltd.	HKG	CR 0579535	100%	Suite 701, 168 Queen's Rd. Central, HK
Poundland Elgin Limited	GBR	12111238	100%	Wellmans Road, Willenhall, West Midlands, WV13 2QT
Pepkor UK Retail Ltd.	GBR	09288913	100%	Oak House, Reeds Crescent, Watford, England, WD24 4QP
GHM Stores Ltd.	GBR	09015100	100%	Poundland Ltd, Wellmans Road, Willenhall, West Midlands, England, WV13 2QT
Poundland International Ltd.	GBR	03484379	100%	Wellmans Road, Willenhall, West Midlands, WV13 2QT
Vauluse Diffusion SASU	FRA	RCS 306 487 075	100%	19 Rue du Musée 13001 Marseille, France
Pepkor Retail Espana S.L.	ESP	B86283751	100%	Avda. Baix Llobregat 1-3, Módulo A, Planta Baja Par No., Esc. P, El Prat de Llobregat
Pepkor Import B.V.	NLD	KvK 61649112	100%	Noord Brabantlaan 265, 5652LD Eindhoven
Pepkor France SASU	FRA	RCS 805 402 104	100%	1 Place Boieldieu, Paris, 75002, France
Pepkor Europe GmbH	CHE	CH-100.4.795.299-9	100%	c/o Kanzlei Pilatushof, Hirschmattstrasse 15, 6003 Luzern
Pepco, trgovina na drono, d.o.o. (Pepco Slovenia d.o.o.)	SVN	7176457000	100%	Tržaška cesta 515, Brezovica pri Ljubljani, 1351, Slovenia
Pepco d.o.o. (Beograd-Stari Grad, SRB)	SRB	21457345	100%	Francuska 27, 11000 Belgrade, Serbia
Pepco Slovakia s.r.o.	SVK	IfãO 45 868 674	100%	Nevãdzova 6, Ružinov, Bratislava, 821 01, Slovakia
Pepco Retail s.a.	ROU	J40/4655/2013	100%	17 Ceasornicului street, 3rd floor, District 1, Bucharest, Romania
Pepco Lithuania UAB	LTU	304488450	100%	Viršuliškių skg. 34-1, Vilnius, 05131, Lithuania
Pepco Latvia SLA	LVA	40203062113	100%	Strelnieku iela 9 – 7, Riga, LV-1010, Latvia
Pepco Estonia OÜ	EST	14249111	100%	Sõpruse Pst 145, Kristiine District, Tallinn, 13417, Estonia
Pepco Czech Republic s.r.o.	CZE	IfãO 24294420	100%	Prague 4 – Nusle, Hvězdova 1716/2b, PŠČ 14078
Pepco Croatia d.o.o.	HRV	MBS 081038164	100%	Zagreb (Grad Zagreb), Damira Tomljanovića Gavrana 11
Pepco Bulgaria EOOD	BGR	205119149	100%	Nikola Tesla №5 str., fl. 4, Building BSR 2, Sofia 1574, Bulgaria
Pepkor Hungary Kft	HUN	Cg. 01-09-192750	100%	H-1138 Budapest, Váci út 187.
Pepco Holdings sp. Z.o.o. (PL)	POL	7811997491	100%	ul. Strzeszyńska 73A, 60-479 Poznań
Pepco Properties sp. z o.o. (previously Pepkor Properties sp. z o.o.)	POL	KRS 0000356422	100%	ul. Strzeszyńska 73A, 60-479 Poznań
Pepco Poland sp. z o.o.	POL	KRS 0000111962	100%	ul. Strzeszyńska 73A, 60-479 Poznań
Konopacka Holdings B.V.	NLD	KvK 58864504	100%	Noord Brabantlaan 265, 5652LD Eindhoven
Evarts Investments sp. z o.o.	POL	KRS 0000471011	100%	ul. Strzeszyńska 73B lok. 4, 60-479 Poznań
Cardina Investments sp. z o.o.	POL	KRS 0000424893	100%	ul. Strzeszyńska 73B lok. 4, 60-479 Poznań
Pepkor Ingatlan Kft.	HUN	Cg. 01-09-300734	100%	H-1138 Budapest, Váci út 187.
Rawska Holdings B.V.	NLD	KvK 58864385	100%	Noord Brabantlaan 265, 5652LD Eindhoven
Pepco Italy S.r.l.	ITA	10941920968	100%	Via Michelangelo Buonarroti 39, 20145 Milano (MI), Italy
Pepco Group Services Ltd (previously Pepkor Marketing Ltd)	GBR	10972213	100%	Unit B, 120 Weston Street, London, United Kingdom, SE1 4GS
Global Finest Ltd	HKG	CR 1563929	100%	Unit B, 120 Weston Street, London, United Kingdom, SE1 4GS
Universal Insurance PCC Ltd	GGY	32243	100%	
Homestyle Pension Company Ltd (previously Homestyle 2007 Scheme Pension Company Ltd)	GBR	12035045	100%	Pall Mall Works, 17-19 Cockspur Street, London, SW1Y 5BL
Homestyle 2007 Pension Scheme Trustee Ltd.	GBR	06364468	100%	Pall Mall Works, 17-19 Cockspur Street, London, SW1Y 5BL
Greenlit Brands Pty Ltd. (formerly Steinhoff Asia Pacific Group Holdings Pty Ltd.)	AUS	612 890 874	100%	Steinhoff Asia Pacific, Level 4, 1 Epping Road, North Ryde NSW 2113, Australia

OTHER INFORMATION
STATUTORY LIST OF ALL SUBSIDIARIES AND AFFILIATED COMPANIES
AS AT 30 SEPTEMBER 2019
continued

This list forms part of the notes to the 2019 separate financial statements and has been referenced therein.

Entity Name	Incorp.	Reg. No.	Shareholding	Principal place of Business
Greenlit Brands Household Goods Pty Ltd (previously Steinhoff Asia Pacific Holding Pty Ltd)	AUS	105 828 957	100%	Legal & Compliance Department, Level 4, 1 Epping Road, North Ryde NSW 2113, Australia
Greenlit Brands Corporate Solutions Pty Ltd	AUS	108395651 (ACN)	100%	Legal & Compliance Department, Level 4, 1 Epping Road, North Ryde NSW 2113, Australia
GBL General Merchandise IP Company Pty Limited	AUS	636261875	100%	Legal & Compliance Department, Level 4, 1 Epping Road, North Ryde NSW 2113, Australia
Fantastic Holdings Limited	AUS	004 000 775	100%	62 Hume Highway, Chullora NSW 2190, Australia
Fantastic Furniture Share Plan Pty Limited	AUS	094 240 874	100%	62 Hume Highway, Chullora NSW 2190, Australia
Fantastic Furniture Pty Limited	AUS	003 688 855	100%	62 Hume Highway, Chullora NSW 2190, Australia
Fantastic Furniture (Licensing) Pty Limited	AUS	074 780 555	100%	62 Hume Highway, Chullora NSW 2190, Australia
Fantastic Furniture Limited	NZL	1015180	100%	New Zealand
Fantastic Furniture - The Package Deal Kings Limited	NZL	1015185	100%	New Zealand
Fantastic Dandenong Property Trust	AUS	ABN 15 782 170 944	100%	Legal & Compliance Department, Level 4, 1 Epping Road, North Ryde NSW 2113, Australia
FHL Distribution Centre Pty Limited	AUS	114 853 315	100%	62 Hume Highway, Chullora NSW 2190, Australia
Best Buy Furniture Pty Limited	AUS	158 159 230	100%	62 Hume Highway, Chullora NSW 2190, Australia
White Label Investments Pty Ltd	AUS	129 690 160	100%	62 Hume Highway, Chullora NSW 2190, Australia
White Label Innovations Pty Ltd	AUS	129 691 443	100%	62 Hume Highway, Chullora NSW 2190, Australia
State Marketing and Innovation Corporation Pty Ltd	AUS	129 691 158	100%	62 Hume Highway, Chullora NSW 2190, Australia
The Package Deal Kings Pty Ltd	AUS	085825912	100%	62 Hume Highway, Chullora NSW 2190, Australia
Royal Comfort Bedding Pty Ltd	AUS	120 315 068	100%	62 Hume Highway, Chullora NSW 2190, Australia
Plush - Think Sofas Pty Limited	AUS	080 012 595	100%	62 Hume Highway, Chullora NSW 2190, Australia
Original Mattress Factory Pty Limited	AUS	116 339 470	100%	62 Hume Highway, Chullora NSW 2190, Australia
Fantastic Property Pty Limited	AUS	109 359 122	100%	62 Hume Highway, Chullora NSW 2190, Australia
Fantastic Metal Furniture Manufacturers Pty Limited	AUS	080 586 983	100%	62 Hume Highway, Chullora NSW 2190, Australia
Fantastic Holdings Hong Kong Limited	HKG	CR 1933659	100%	
Fantastic International Manufacturing - FIM Limited	HKG	CR 1968587	60%	
Fantastic International Manufacturing Jiangsu Co. Ltd	CHN		100%	
Cong Ty TNHH Fantastic Manufacturing (VN)	VNM	502043000224	100%	
Fantastic Holdings Performance Hurdle Employee Share Trust	AUS		100%	62 Hume Highway, Chullora NSW 2190, Australia
Bravoscar Wholesaling Pty Ltd.	AUS	108395633 (ACN)	100%	Legal & Compliance Department, Level 4, 1 Epping Road, North Ryde NSW 2113, Australia
Bravoscar Finance Company Pty Ltd.	AUS	107 085 325	100%	Legal & Compliance Department, Level 4, 1 Epping Road, North Ryde NSW 2113, Australia
Asteria Australia Pty Ltd.	AUS	080461338 (ACN)	100%	Legal & Compliance Department, Level 4, 1 Epping Road, North Ryde NSW 2113, Australia
Unitrans Unit Trust	AUS		100%	Legal & Compliance Department, Level 4, 1 Epping Road, North Ryde NSW 2113, Australia
Unitrans Property Pty Ltd.	AUS	611000321 (ACN)	100%	Steinhoff Asia Pacific, Level 4, 1 Epping Road, North Ryde NSW 2113, Australia
Steinhoff Commercial Holdings Pty Ltd.	AUS	108481821 (ACN)	100%	Legal & Compliance Department, Level 4, 1 Epping Road, North Ryde NSW 2113, Australia
Steinhoff Bedding Australia Pty Ltd.	AUS	602775959 (ACN)	100%	Legal & Compliance Department, Level 4, 1 Epping Road, North Ryde NSW 2113, Australia
Steinhoff Asia Pacific Ltd.	AUS	051 493 764	100%	Legal & Compliance Department, Level 4, 1 Epping Road, North Ryde NSW 2113, Australia
Snooze Sleep Well Pty Ltd.	AUS	006 298 755	100%	Legal & Compliance Department, Level 4, 1 Epping Road, North Ryde NSW 2113, Australia
Snooze Management Pty Ltd.	AUS	006 232 720	100%	Legal & Compliance Department, Level 4, 1 Epping Road, North Ryde NSW 2113, Australia
Prosequi Pty Ltd.	AUS	055371625 (ACN)	100%	Legal & Compliance Department, Level 4, 1 Epping Road, North Ryde NSW 2113, Australia
Panda Sofa Pty Ltd.	AUS	081 479 656	100%	Legal & Compliance Department, Level 4, 1 Epping Road, North Ryde NSW 2113, Australia

OTHER INFORMATION
STATUTORY LIST OF ALL SUBSIDIARIES AND AFFILIATED COMPANIES
AS AT 30 SEPTEMBER 2019
continued

This list forms part of the notes to the 2019 separate financial statements and has been referenced therein.

Entity Name	Incorp.	Reg. No.	Shareholding	Principal place of Business
Lonaka Manufacturing Pty Ltd.	AUS	051752124 (ACN)	100%	Legal & Compliance Department, Level 4, 1 Epping Road, North Ryde NSW 2113, Australia
G&G Furniture Imports Pty Ltd.	AUS	092 130 688	100%	Legal & Compliance Department, Level 4, 1 Epping Road, North Ryde NSW 2113, Australia
Freedom Unit Trust	AUS	59620954087 (ABN)	100%	Legal & Compliance Department, Level 4, 1 Epping Road, North Ryde NSW 2113, Australia
Freedom Properties Holding Ltd.	AUS	103605474 (ACN)	100%	Legal & Compliance Department, Level 4, 1 Epping Road, North Ryde NSW 2113, Australia
Moore Park Bedding Pty Ltd.	AUS	103605456 (ACN)	100%	Legal & Compliance Department, Level 4, 1 Epping Road, North Ryde NSW 2113, Australia
Freedom Property WA No.2 Pty Ltd.	AUS	103605349 (ACN)	100%	Legal & Compliance Department, Level 4, 1 Epping Road, North Ryde NSW 2113, Australia
Freedom Home & Cafe Pty Ltd.	AUS	124 661 409	100%	Legal & Compliance Department, Level 4, 1 Epping Road, North Ryde NSW 2113, Australia
Freedom Furniture Partnership	AUS		100%	Legal & Compliance Department, Level 4, 1 Epping Road, North Ryde NSW 2113, Australia
Freedom Furniture New Zealand Ltd.	NZL	1334871	100%	
Freedom Furniture Australia Pty Ltd.	AUS	115 732 315	100%	Legal & Compliance Department, Level 4, 1 Epping Road, North Ryde NSW 2113, Australia
Freedom Brands Pty Ltd.	AUS	105100525 (ACN)	100%	Legal & Compliance Department, Level 4, 1 Epping Road, North Ryde NSW 2113, Australia
Freedom Bedroom Pty Ltd.	AUS	055781069 (ACN)	100%	Legal & Compliance Department, Level 4, 1 Epping Road, North Ryde NSW 2113, Australia
FGL Property Discretionary Trust	AUS		100%	Legal & Compliance Department, Level 4, 1 Epping Road, North Ryde NSW 2113, Australia
F.G.L. Property Tee Pty Ltd	AUS	111 023 299	100%	Legal & Compliance Department, Level 4, 1 Epping Road, North Ryde NSW 2113, Australia
Bossanenja Pty Ltd.	AUS	060569593 (ACN)	100%	Legal & Compliance Department, Level 4, 1 Epping Road, North Ryde NSW 2113, Australia
Big Brand Outlet Pty Ltd.	AUS	104 924 129	100%	Legal & Compliance Department, Level 4, 1 Epping Road, North Ryde NSW 2113, Australia
Bayswiss Pty Ltd.	AUS	086409869 (ACN)	100%	Legal & Compliance Department, Level 4, 1 Epping Road, North Ryde NSW 2113, Australia
Swiss Delicatessen & Restaurant Pty Ltd.	AUS	003323117 (ACN)	100%	Legal & Compliance Department, Level 4, 1 Epping Road, North Ryde NSW 2113, Australia
Swiss Deli Retail Pty Ltd.	AUS	075854572 (ACN)	100%	Legal & Compliance Department, Level 4, 1 Epping Road, North Ryde NSW 2113, Australia
Reconquista Pty Ltd.	AUS	064817223 (ACN)	100%	Legal & Compliance Department, Level 4, 1 Epping Road, North Ryde NSW 2113, Australia
Beyond the Square Promotions Pty Ltd.	AUS	070951343 (ACN)	100%	Legal & Compliance Department, Level 4, 1 Epping Road, North Ryde NSW 2113, Australia
Bayteak Pty Ltd.	AUS	068270575 (ACN)	100%	Legal & Compliance Department, Level 4, 1 Epping Road, North Ryde NSW 2113, Australia
Bay Leather Republic Pty Ltd.	AUS	099 553 036	100%	Legal & Compliance Department, Level 4, 1 Epping Road, North Ryde NSW 2113, Australia
Aigls Pty Ltd.	AUS	079371654 (ACN)	100%	Legal & Compliance Department, Level 4, 1 Epping Road, North Ryde NSW 2113, Australia
Unitrans Asia Pacific Pty Ltd.	AUS	096 249 393	100%	Legal & Compliance Department, Level 4, 1 Epping Road, North Ryde NSW 2113, Australia
Steinhoff Pacific Pty Ltd.	AUS	097 115 369	100%	Legal & Compliance Department, Level 4, 1 Epping Road, North Ryde NSW 2113, Australia
Steinhoff Australia Pty Ltd.	AUS	080 752 807	100%	Legal & Compliance Department, Level 4, 1 Epping Road, North Ryde NSW 2113, Australia
POCO Australia Pty Ltd	AUS	109 214 495	100%	Legal & Compliance Department, Level 4, 1 Epping Road, North Ryde NSW 2113, Australia
Greenlit Brands General Merchandise Pty Ltd (previously Pepkor South East Asia Pty Ltd)	AUS	081 408 791	100%	Company sold on 01/12/2019. (Supposed previous address: Legal & Compliance Department, Level 4, 1 Epping Road, North Ryde NSW 2113, Australia)
Epiross Pty Ltd	AUS	140 709 002	100%	Company sold on 01/12/2019. (Supposed previous address: Legal & Compliance Department, Level 4, 1 Epping Road, North Ryde NSW 2113, Australia)

OTHER INFORMATION
STATUTORY LIST OF ALL SUBSIDIARIES AND AFFILIATED COMPANIES
AS AT 30 SEPTEMBER 2019
continued

This list forms part of the notes to the 2019 separate financial statements and has been referenced therein.

Entity Name	Incorp.	Reg. No.	Shareholding	Principal place of Business
Best& Less Pty Ltd.	AUS	003 724 696	100%	Company sold on 01/12/2019. (Supposed previous address: Legal & Compliance Department, Level 4, 1 Epping Road, North Ryde NSW 2113, Australia)
The Kidstore Pty Ltd	AUS	159 873 597	100%	Company sold on 01/12/2019. (Supposed previous address: Legal & Compliance Department, Level 4, 1 Epping Road, North Ryde NSW 2113, Australia)
Storecon Pty Ltd	AUS	163 703 759	100%	Company sold on 01/12/2019. (Supposed previous address: Legal & Compliance Department, Level 4, 1 Epping Road, North Ryde NSW 2113, Australia)
Postie Plus Group Ltd	NZL	1106529	100%	Company sold on 01/12/2019: New Zealand
PSEA Direkt Pty Ltd (previously Pepkor Direct Pty Ltd)	AUS	099635220	100%	Company sold on 01/12/2019. (Supposed previous address: Legal & Compliance Department, Level 4, 1 Epping Road, North Ryde NSW 2113, Australia)
Mozi Australia Pty Ltd	AUS	128 664 228	100%	Company sold on 01/12/2019. (Supposed previous address: Legal & Compliance Department, Level 4, 1 Epping Road, North Ryde NSW 2113, Australia)
Hongyu (HK) Holdings Limited (liquidation in process)	HKG	1305198	50%	Company sold on 01/12/2019: Hong Kong
Harsyn Pty Ltd.	AUS	123 966 772	100%	Company sold on 01/12/2019. (Supposed previous address: Legal & Compliance Department, Level 4, 1 Epping Road, North Ryde NSW 2113, Australia)
Harrin Australia Pty Ltd.	AUS	123 876 184	100%	Company sold on 01/12/2019. (Supposed previous address: Legal & Compliance Department, Level 4, 1 Epping Road, North Ryde NSW 2113, Australia)
PSEA dept. stores Pty Ltd.	AUS	095 018 803	100%	Company sold on 01/12/2019. (Supposed previous address: Legal & Compliance Department, Level 4, 1 Epping Road, North Ryde NSW 2113, Australia)
Harris Scarfe Securitisation Income Trust No. 1	AUS	ABN 78 263 322 875	100%	Company sold on 01/12/2019. (Supposed previous address: Legal & Compliance Department, Level 4, 1 Epping Road, North Ryde NSW 2113, Australia)
Harris Scarfe Securitisation Trust No 1	AUS		100%	Company sold on 01/12/2019. (Supposed previous address: Legal & Compliance Department, Level 4, 1 Epping Road, North Ryde NSW 2113, Australia)
Harris Scarfe Insurance Pty Ltd.	AUS	003 511 171	100%	Company sold on 01/12/2019. (Supposed previous address: Legal & Compliance Department, Level 4, 1 Epping Road, North Ryde NSW 2113, Australia)
Harris Scarfe Financial Services Pty Ltd.	AUS	130 587 496	100%	Company sold on 01/12/2019. (Supposed previous address: Legal & Compliance Department, Level 4, 1 Epping Road, North Ryde NSW 2113, Australia)
Bronsonbay Pty Ltd.	AUS	106780465 (ACN)	100%	Company sold on 01/12/2019. (Supposed previous address: Legal & Compliance Department, Level 4, 1 Epping Road, North Ryde NSW 2113, Australia)
Allens Stores Pty Ltd.	AUS	100 437 992	100%	Company sold on 01/12/2019. (Supposed previous address: Legal & Compliance Department, Level 4, 1 Epping Road, North Ryde NSW 2113, Australia)
Fantastic Furniture Ltd (dormant)	GBR	10734076	100%	5th Floor, Festival House, Jessop Avenue, Cheltenham, England, GL50 3SH
Blue Group Hold Co Limited	GBR	12040448	100%	3rd Floor, The Globe Centre, 1 St James Square, Accrington, Lancashire, England, BB5 0RE
Unitrans UK Ltd.	GBR	05523545	100%	Company sold on 26/02/2020: 5th Floor, Festival House Jessop Avenue Cheltenham GL50 3SH England
Unitrans Logistics (UK) Ltd.	GBR	05523550	100%	Company sold on 26/02/2020: 5th Floor, Festival House Jessop Avenue Cheltenham GL50 3SH England
TechXpress Ltd. (dormant)	GBR	04383239	100%	Company sold on 26/02/2020: 5th Floor, Festival House Jessop Avenue Cheltenham GL50 3SH England
Concorde Logistics Ltd. (dormant)	GBR	05875484	100%	Company sold on 26/02/2020: 5th Floor, Festival House Jessop Avenue Cheltenham GL50 3SH England
Unitrans Ltd.	GBR	01372780	100%	Company sold on 26/02/2020: 5th Floor, Festival House Jessop Avenue Cheltenham GL50 3SH England
Steinhoff UK Retail Ltd.	GBR	00040754	100%	Company sold on 26/02/2020: 5th Floor, Festival House Jessop Avenue Cheltenham GL50 3SH England
Sofa Shed Ltd. (dormant)	GBR	03065052	100%	Company sold on 26/02/2020: 5th Floor, Festival House Jessop Avenue Cheltenham GL50 3SH England
Formation Furniture Ltd (previously Steinhoff UK Upholstery Ltd)	GBR	03223063	100%	Company sold on 26/02/2020: 5th Floor, Festival House Jessop Avenue Cheltenham GL50 3SH England

OTHER INFORMATION
STATUTORY LIST OF ALL SUBSIDIARIES AND AFFILIATED COMPANIES
AS AT 30 SEPTEMBER 2019
continued

This list forms part of the notes to the 2019 separate financial statements and has been referenced therein.

Entity Name	Incorp.	Reg. No.	Shareholding	Principal place of Business
Steinhoff UK Manufacturing Ltd.	GBR	04209321	100%	Company sold on 26/02/2020: 5th Floor, Festival House Jessop Avenue Cheltenham GL50 3SH England
Relyon Group Ltd.	GBR	00859590	100%	Company sold on 26/02/2020: 5th Floor, Festival House Jessop Avenue Cheltenham GL50 3SH England
Steinhoff UK Beds Ltd.	GBR	08431253	100%	Company sold on 26/02/2020: 5th Floor, Festival House Jessop Avenue Cheltenham GL50 3SH England
Sprung Slumber Ltd (previously Formation Furniture Ltd) (dormant)	GBR	03421330	100%	Company sold on 26/02/2020: 5th Floor, Festival House Jessop Avenue Cheltenham GL50 3SH England
Relyon Ltd.	GBR	00470381	100%	Company sold on 26/02/2020: 5th Floor, Festival House Jessop Avenue Cheltenham GL50 3SH England
Springtex Ltd. (dormant)	GBR	06418076	100%	Company sold on 26/02/2020: 5th Floor, Festival House Jessop Avenue Cheltenham GL50 3SH England
Steinhoff UK Group Properties Ltd.	GBR	01024575	100%	Company sold on 26/02/2020: 5th Floor, Festival House Jessop Avenue Cheltenham GL50 3SH England
Serais Investments Ltd.	GBR	01264703	100%	Company sold on 26/02/2020: 5th Floor, Festival House Jessop Avenue Cheltenham GL50 3SH England
Furniture Shed Ltd (dormant)	GBR	01884037	100%	Company sold on 26/02/2020: 5th Floor, Festival House Jessop Avenue Cheltenham GL50 3SH England
Property Portfolio (No 17) Ltd (dormant)	GBR	02287644	100%	Company sold on 26/02/2020: 5th Floor, Festival House Jessop Avenue Cheltenham GL50 3SH England
Property Portfolio (No 14) Ltd (dormant)	GBR	02910567	100%	Company sold on 26/02/2020: 5th Floor, Festival House Jessop Avenue Cheltenham GL50 3SH England
Property Portfolio (No 1) Ltd (dormant)	GBR	00281055	100%	Company sold on 26/02/2020: 5th Floor, Festival House Jessop Avenue Cheltenham GL50 3SH England
Property Portfolio (No 3) Ltd (dormant)	GBR	02004313	100%	Company sold on 26/02/2020: 5th Floor, Festival House Jessop Avenue Cheltenham GL50 3SH England
Property Portfolio (No 11) (dormant)	GBR	02236968	100%	Company sold on 26/02/2020: 5th Floor, Festival House Jessop Avenue Cheltenham GL50 3SH England
Property Portfolio (No 15) Ltd (dormant)	GBR	00884341	100%	Company sold on 26/02/2020: 5th Floor, Festival House Jessop Avenue Cheltenham GL50 3SH England
Myers Beds Ltd (dormant)	GBR	03512000	100%	Company sold on 26/02/2020: 5th Floor, Festival House Jessop Avenue Cheltenham GL50 3SH England
Localbasis Ltd (dormant)	GBR	02682140	100%	Company sold on 26/02/2020: 5th Floor, Festival House Jessop Avenue Cheltenham GL50 3SH England
Homestyle Operations Ltd (dormant)	GBR	00619357	100%	Company sold on 26/02/2020: 5th Floor, Festival House Jessop Avenue Cheltenham GL50 3SH England
Property Portfolio (No 8) Ltd (dormant)	GBR	02347258	100%	Company sold on 26/02/2020: 5th Floor, Festival House Jessop Avenue Cheltenham GL50 3SH England
Harveys Furniture Ltd (dormant)	GBR	01768980	100%	Company sold on 26/02/2020: 5th Floor, Festival House Jessop Avenue Cheltenham GL50 3SH England
Cargo Homeshop Ltd (dormant)	GBR	04324585	100%	Company sold on 26/02/2020: 5th Floor, Festival House Jessop Avenue Cheltenham GL50 3SH England
Steinhoff UK Furniture Ltd. (dormant)	GBR	02237159	100%	Company sold on 26/02/2020: 5th Floor, Festival House Jessop Avenue Cheltenham GL50 3SH England
Sleepmasters Ltd (dormant)	GBR	04681122	100%	Company sold on 26/02/2020: 5th Floor, Festival House Jessop Avenue Cheltenham GL50 3SH England
Bedshed (dormant)	GBR	04681132	100%	Company sold on 26/02/2020: 5th Floor, Festival House Jessop Avenue Cheltenham GL50 3SH England
Property Portfolio (No 7) Ltd (dormant)	GBR	00548337	100%	Company sold on 26/02/2020: 5th Floor, Festival House Jessop Avenue Cheltenham GL50 3SH England
Staples and Co Ltd (dormant)	GBR	02186434	100%	Company sold on 26/02/2020: 5th Floor, Festival House Jessop Avenue Cheltenham GL50 3SH England
Property Portfolio (No 2) Ltd (dormant)	GBR	03511999	100%	Company sold on 26/02/2020: 5th Floor, Festival House Jessop Avenue Cheltenham GL50 3SH England
Homestyle Group Operations Ltd.	GBR	03130486	100%	Company sold on 26/02/2020: 5th Floor, Festival House Jessop Avenue Cheltenham GL50 3SH England
Bensons Beds Ltd (dormant)	GBR	04968871	100%	Company sold on 26/02/2020: 5th Floor, Festival House Jessop Avenue Cheltenham GL50 3SH England
Slumberland Ltd (dormant)	GBR	04968903	100%	Company sold on 26/02/2020: 5th Floor, Festival House Jessop Avenue Cheltenham GL50 3SH England
Reid Furniture (2014) Ltd (dormant)	GBR	04243961	100%	Company sold on 26/02/2020: 5th Floor, Festival House Jessop Avenue Cheltenham GL50 3SH England
Dunlopillo Ltd (dormant)	GBR	08996238	100%	Company sold on 26/02/2020: 5th Floor, Festival House Jessop Avenue Cheltenham GL50 3SH England

OTHER INFORMATION
STATUTORY LIST OF ALL SUBSIDIARIES AND AFFILIATED COMPANIES
AS AT 30 SEPTEMBER 2019
continued

This list forms part of the notes to the 2019 separate financial statements and has been referenced therein.

Entity Name	Incorp.	Reg. No.	Shareholding	Principal place of Business
The Package Deal Kings Ltd (dormant)	GBR	10769195	100%	5th Floor Festival House, Jessop Avenue, Cheltenham, Gloucestershire, GL50 3SH
Steenbok Newco 8 Ltd (UK)	GBR	11729128	100%	Pall Mall Works, 17-19 Cockspur Street, London, SW1Y 5BL
Steinhoff Holding Beta GmbH	AUT	FN 360096d	100%	2345 Brunn am Gebirge, Rennweg 77
AIH Investment Holding AG	AUT	FN 360230 a	100%	2345 Brunn am Gebirge, Rennweg 77
ABRA SA	POL	KRS 0000003143	100%	Poland
Laguna Holdings B.V.	NLD	KvK 52198588	100%	Noord Brabantlaan 265, Eindhoven, 5652 LD, Netherlands
Laguna Investments Beta B.V.	NLD	KvK 52199258	100%	Noord Brabantlaan 265, Eindhoven, 5652 LD, Netherlands
Laguna Investments Alpha B.V.	NLD	KvK 52199061	100%	Noord Brabantlaan 265, Eindhoven, 5652 LD, Netherlands
Conforama Investissement SNC	FRA	RCS 530 636 695	100%	80 Boulevard du Mandinet, 77185 Lognes, France
Conforama Développement SASU	FRA	RCS 530 637 149	100%	80 Boulevard du Mandinet, 77185 Lognes, France
CONFO! SASU	FRA	RCS 823 272 489	100%	80 Boulevard du Mandinet, 77185 Lognes, France
Tulo France SASU	FRA	RCS 823 294 681	100%	80 Boulevard du Mandinet, 77185 Lognes, France
Mon Lit et Moi SASU (previously Il était une nuit)	FRA	RCS 819 996 596	100%	80 Boulevard du Mandinet, 77185 Lognes, France
Mon Lit Et Moi Développement S.A.S.U	FRA	513144972	100%	80 Boulevard du Mandinet, 77185 Lognes, France
Maison Depot SASU	FRA	RCS 823 272 752	100%	80 Boulevard du Mandinet, 77185 Lognes, France
Digital Inv SASU	FRA	RCS 800 321 382	100%	80 Boulevard du Mandinet, 77185 Lognes, France
Conforama Holding SA	FRA	RCS 582 014 445	99.98%	80 Boulevard du Mandinet, 77185 Lognes, France
Conforama France SA	FRA	RCS 414 819 409	99.99%	80 Boulevard du Mandinet, 77185 Lognes, France
Conforama Développement 17 SASU	FRA		100%	80 Boulevard du Mandinet, 77185 Lognes, France
Conforama Développement 12 SASU	FRA	RCS 830 008 397	100%	80 Boulevard du Mandinet, 77185 Lognes, France
Conforama Développement 11 SASU	FRA	RCS 829 013 473	100%	80 Boulevard du Mandinet, 77185 Lognes, France
Conforama Développement 18 SASU	FRA		100%	80 Boulevard du Mandinet, 77185 Lognes, France
Fliba doo	HRV	80220197	100%	Croatia
Emmezeta Srbija d.o.o.	SRB		100%	Serbia
Emma Real Estate d.o.o.	SRB		100%	Serbia
Conforama Développement 15 SASU	FRA	RCS 830 937 389	100%	80 Boulevard du Mandinet, 77185 Lognes, France
SNC Baptiste	FRA	RCS 837 559 525	100%	80 Boulevard du Mandinet, 77185 Lognes, France
SCI Stella	FRA	RCS 800 540 304	100%	80 Boulevard du Mandinet, 77185 Lognes, France
SCI Ophelia	FRA	RCS 819 922 733	100%	80 Boulevard du Mandinet, 77185 Lognes, France
SCI Chloe	FRA	RCS 819 941 691	100%	80 Boulevard du Mandinet, 77185 Lognes, France
Alpha I Beta Omega SNC	FRA	RCS 750 366 213	100%	80 Boulevard du Mandinet, 77185 Lognes, France
SCI Manda	FRA	RCS 791 955 396	100%	80 Boulevard du Mandinet, 77185 Lognes, France
SCI La Vallee	FRA	RCS 750 787 459	100%	80 Boulevard du Mandinet, 77185 Lognes, France
SCI EVA	FRA	RCS 750 790 628	100%	80 Boulevard du Mandinet, 77185 Lognes, France
SCI Dina	FRA	RCS 791 955 537	100%	80 Boulevard du Mandinet, 77185 Lognes, France
Alpha II Beta Omega SCI	FRA	RCS 750 366 346	100%	80 Boulevard du Mandinet, 77185 Lognes, France
Adour Expansion (ADEX) SA	FRA	RCS 384 699 864	100%	80 Boulevard du Mandinet, 77185 Lognes, France
Steinhoff International Sourcing and Logistics SASU	FRA	RCS 518 495 619	100%	80 Boulevard du Mandinet, 77185 Lognes, France
Conforama Suisse SA	CHE	CH-550.0.134.020-6	100%	Switzerland
Conforama Luxemburg SA	LUX	RCS B48369	100%	Luxembourg
Conforama Espana SA	ESP	CIF A-79103222	100%	Spain
Realinvest Conforama SL	ESP	CIF B-64762354	100%	Spain
Conforama Portugal SA	PRT	NIPC 500625980	100%	Portugal
Immoconfo 2 SA	PRT	NIF 513596275	100%	Portugal
Immoconfo 1 SA	PRT	NIF 513596259	100%	Portugal
Conforama Italy SpA	ITA	REA 1646414	100%	Italy
Emmezeta Moda Srl	ITA	REA 7776860	100%	Italy
Conforama Développement 7 SASU	FRA	RCS 823 272 430	100%	80 Boulevard du Mandinet, 77185 Lognes, France
Conforama Développement 6 SASU	FRA	RCS 814 646 550	100%	80 Boulevard du Mandinet, 77185 Lognes, France
SICA International Services SARL	CHE	CHE-429.218.390	50%	Switzerland
Conforama-Casino-Achats SARL (MANO)	FRA	RCS 823 395 686	50%	80 Boulevard du Mandinet, 77185 Lognes, France
Conforama Développement 14 SASU	FRA	RCS 831 498 787	100%	80 Boulevard du Mandinet, 77185 Lognes, France
SCI Flavia	FRA	RCS 794 225 110	100%	
LIPO Beteiligungen AG	CHE	CH-270.3.001.910-6	100%	

OTHER INFORMATION
STATUTORY LIST OF ALL SUBSIDIARIES AND AFFILIATED COMPANIES
AS AT 30 SEPTEMBER 2019
continued

This list forms part of the notes to the 2019 separate financial statements and has been referenced therein.

Entity Name	Incorp.	Reg. No.	Shareholding	Principal place of Business
LIPO Service AG	CHE	CH-320.3.007.687-9	100%	
LIPO Einrichtungsmärkte AG	CHE	CH-270.3.001.072-7	100%	
Conforama Investissement 2 SAS	FRA	RCS 814 646 717	100%	
White Rock Insurance (Gibraltar) PCC Ltd.	GIB	83887	100%	
Steinhoff Möbel Holding GmbH	AUT	FN 216023 g	100%	2345 Brunn am Gebirge, Rennweg 77
Steinhoff Eta GmbH	DEU	HR B 121276	100%	26655 Westerstede, Zum Stadtpark 2
SBG Service GmbH	DEU	HR B 229923	100%	26655 Westerstede, Zum Stadtpark 2
Pike Sp. z o.o. (previously Global Warehouse and Logistics Sp. z o.o.)	POL	KRS 0000492122	100%	ul. Ruska 37/38, 50-079 Wroclaw, Poland
Nova Engineering sp. z o.o	POL	KRS 0000015452	100%	ul. Ruska 37/38, 50-079 Wroclaw, Poland
Pat Cornick International B.V.	NLD	KvK 33238663	100%	Noord Brabantlaan 265, Eindhoven, 5652 LD, Netherlands
LTW Transport GmbH	DEU	HR B 121277	100%	26655 Westerstede, Zum Stadtpark 2
Global Warehouse and Logistics West GmbH	DEU	HR B 14908	100%	26655 Westerstede, Zum Stadtpark 2
Global Warehouse and Logistics Service GmbH	DEU	HR B 209015	100%	26655 Westerstede, Zum Stadtpark 2
Global Warehouse and Logistics GmbH	DEU	HR B 405797	100%	26655 Westerstede, Zum Stadtpark 2
Global Warehouse and Logistics AG	CHE	CH-170.3.039.166-1	100%	
WL Westersteder Lagerhaus GmbH	DEU	HR B 201637	100%	26655 Westerstede, Zum Stadtpark 2
Cofel SA	FRA	RCS 382 286 904	50%	
COPIREL SA	FRA	RCS 443 681 903	100%	
Literie Italia	ITA	BO 503448	49%	
Euroventes SPRL	BEL	0432.106.789	100%	
Bruno Steinhoff Trading GmbH	DEU	HR B 120856	100%	26655 Westerstede, Zum Stadtpark 2
Steinhoff Schweiz AG	CHE	CH-170.3.026.394-1	100%	
Steinhoff International Sourcing and Logistics Poland Sp. z o.o.	POL	KRS 0000163475	100%	
Steinhoff International Sourcing and Trading Ltd.	HKG	CR 2461089	100%	19/F, Seaview Commercial Building, 21-24 Connaught Road West, Hongkong
Steinhoff International Sourcing Ltd.	HKG	CR 0644662	100%	19/F, Seaview Commercial Building, 21-24 Connaught Road West, Hongkong
Steinhoff International Sourcing Limited - Vietnam RO	VNM	79-02944-01	100%	5A Tong Huu Dinh Str., Thao Dien Ward, Dist. 2, Ho Chi Minh City, Vietnam
Steinhoff International Sourcing Limited - Pakistan RO	PAK	0073941	100%	Cavish Court, A-35, Block 7 & 8 , KCHSU, Shahrah-e-Faisal, Karachi
Steinhoff International Sourcing Limited - Indonesia RO	IDN	28/1/IUP3A-T/P-4/Nas/2017	100%	Chase Plaza Podium 2nd Floor,Jl. Jend. Sudirman Kav.21 Jakarta 12920 Indonesia
Steinhoff International Sourcing Limited - India RO	IND	F04370	100%	Suncity Success Tower, Unit No.124, 1st Floor,Golf Course Extension Road, Sector 65, Gurgaon, 122005, Haryana, India.
Steinhoff International Sourcing Limited - G2 Branch	HKG	22233821	100%	
Steinhoff International Sourcing (Shenzhen) Ltd.	CHN	440301503446654	100%	3/F Tower 2,Shenzhen Beihang Mansion,No.53, Gaoxin South 9th road, Nanshan District,Shenzhen,China
Steinhoff International Sourcing (Shanghai) Ltd.	CHN	91310000MA1GBH5W31	100%	Room 710,Block T1,Venke Zone One,No 168 Tai Hong Road,Minhang District, Shanghai,P.R.China
Steinhoff International Trading Services Ltd	HKG	CR 2463978	100%	19/F, Seaview Commercial Building, 21-24 Connaught Road West, Hongkong
Steinhoff Europe AG (Switzerland)	CHE	CH-130.0.009.701-2	100%	
Retail Interests Ltd.	GBR	00054380	100%	Pall Mall Works, 17-19 Cockspur Street, London, SW1Y 5BL
JWC (Int) Ltd.	GBR	05468786	100%	4th Floor Pall Mall Works, 17 - 19 Cockspur Street, London, England, SW1Y 5BL
Lidstone Investments SA	BEL	0477.506.650	100%	
LiVest Management GmbH & Co. KG	DEU	HR A 3438	100%	26655 Westerstede, Zum Stadtpark 2
LiVest GmbH	DEU	HR B 5991	50%	26655 Westerstede, Zum Stadtpark 2
LiVest Management Verwaltungs GmbH	DEU	HR B 6479	100%	59192 Bergkamen, Industriestraße 39
Steinhoff Digital GmbH	DEU	HR B 225441	100%	26655 Westerstede, Zum Stadtpark 2
Steenbok Newco 9 Ltd (UK)	GBR	11729105	100%	Pall Mall Works, 17-19 Cockspur Street, London, SW1Y 5BL
Stripes US Holding, Inc.	USA	6114835	50.1%	c/o The Corporation Trust Company, 1209 Orange Street, Wilmington, Delaware 19801, New Castle County
Mattress Firm Holding Corp.	USA	4280344	100%	c/o The Corporation Trust Company, 1209 Orange Street, Wilmington, Delaware 19801, New Castle County

OTHER INFORMATION
STATUTORY LIST OF ALL SUBSIDIARIES AND AFFILIATED COMPANIES
AS AT 30 SEPTEMBER 2019
continued

This list forms part of the notes to the 2019 separate financial statements and has been referenced therein.

Entity Name	Incorp.	Reg. No.	Shareholding	Principal place of Business
Mattress Holdco, Inc.	USA	4277595	100%	c/o The Corporation Trust Company, 1209 Orange Street, Wilmington, Delaware 19801, New Castle County
Mattress Holding Corp.	USA	3580672	100%	c/o The Corporation Trust Company, 1209 Orange Street, Wilmington, Delaware 19801, New Castle County
Mattress Firm, Inc.	USA	3577556	100%	c/o The Corporation Trust Company, 1209 Orange Street, Wilmington, Delaware 19801, New Castle County
Mattress Firm - Arizona, LLC	USA	L-1077824-3	100%	3800 N CENTRAL AVE SUITE 460 , PHOENIX, AZ 85012
Maggies Enterprises, LLC	USA	S354948-4	100%	C T CORPORATION SYSTEM, 4701 Cox Rd Ste 285, Glen Allen VA 23060
HMK Mattress Holdings, LLC	USA	5106196	100%	CORPORATION SERVICE COMPANY, 251 LITTLE FALLS DRIVE, WILMINGTON, DE 19808
HMK Intermediate Holdings, LLC	USA	5111362	100%	CORPORATION SERVICE COMPANY, 251 LITTLE FALLS DRIVE, WILMINGTON, DE 19808
Dial Operations, LLC	USA	4840559	100%	CORPORATION SERVICE COMPANY, 80 STATE STREET, ALBANY, NEW YORK, 12207-2543
1800mattress.com, LLC	USA	3777268	100%	CORPORATION SERVICE COMPANY, 80 STATE STREET, ALBANY, NEW YORK, 12207-2543
1800mattress.com IP, LLC	USA	3777266	100%	CORPORATION SERVICE COMPANY, 80 STATE STREET, ALBANY, NEW YORK, 12207-2543
Acker Realty Holdings, LLC	USA	2594196	100%	CORPORATION SERVICE COMPANY, 80 STATE STREET, ALBANY, NEW YORK, 12207-2543
669 Sunrise Realty, LLC	USA	2341422	100%	CORPORATION SERVICE COMPANY, 80 STATE STREET, ALBANY, NEW YORK, 12207-2543
45 South York Associates, LLC	USA	2785428	100%	CORPORATION SERVICE COMPANY, 80 STATE STREET, ALBANY, NEW YORK, 12207-2543
1520 Sunrise Highway, LLC	USA	2441495	100%	C/O SLEEPY'S, INC., 175 CENTRAL AVENUE SOUTH, BETHPAGE, NEW YORK, 11714
Whitehall Management Partners, LLC	USA	2959805	100%	CORPORATION SERVICE COMPANY, 2595 Interstate Drive, Suite 103, Harrisburg, PA 17110
Viewmont Drive Realty, LLC	USA	605162	100%	CORPORATION SERVICE COMPANY, 2595 Interstate Drive, Suite 103, Harrisburg, PA 17110
South Oyster Bay Realty, LLC	USA	3389116	100%	CORPORATION SERVICE COMPANY, 80 STATE STREET, ALBANY, NEW YORK, 12207-2543
Scranton Avenue Associates, LLC	USA	3434068	100%	CORPORATION SERVICE COMPANY, 80 STATE STREET, ALBANY, NEW YORK, 12207-2543
Route 352 Management Partners, LLC	USA	569704	100%	CORPORATION SERVICE COMPANY, 2595 Interstate Drive, Suite 103, Harrisburg, PA 17110
Robbinsville 7A Warehouse Group, LLC	USA	0600160138	100%	CORPORATION SERVICE COMPANY, Princeton South Corporate Ctr., Suite 160, 100 Charles Ewing Blvd, Ewing, NJ 08628
Maple Shade Partners, LLC	USA	0600086359	100%	CORPORATION SERVICE COMPANY, Princeton South Corporate Ctr., Suite 160, 100 Charles Ewing Blvd, Ewing, NJ 08628
Hazlet Partners, LLC	USA	0600106166	100%	CORPORATION SERVICE COMPANY, Princeton South Corporate Ctr., Suite 160, 100 Charles Ewing Blvd, Ewing, NJ 08628
Craftsman Realty, LLC	USA	0766481	100%	CORPORATION SERVICE COMPANY, 50 WESTON ST, HARTFORD, CT, 06120
Bethlehem Pike Realty, LLC	USA	3076997	100%	CORPORATION SERVICE COMPANY, 2595 Interstate Drive, Suite 103, Harrisburg, PA 17110
Aramingo Avenue Associates, LLC	USA	2785430	100%	CORPORATION SERVICE COMPANY, 2595 Interstate Drive, Suite 103, Harrisburg, PA 17110
Sleepys, LLC	USA	4327760	100%	CORPORATION SERVICE COMPANY, 251 LITTLE FALLS DRIVE, WILMINGTON, DE 19808
SINT, LLC	USA	4327737	100%	CORPORATION SERVICE COMPANY, 251 LITTLE FALLS DRIVE, WILMINGTON, DE 19808
MD Acquisition, LLC	USA	5237507	100%	c/o The Corporation Trust Company, 1209 Orange Street, Wilmington, Delaware 19801, New Castle County
Mattress Discounters Operations, LLC	USA	5241000	100%	c/o The Corporation Trust Company, 1209 Orange Street, Wilmington, Delaware 19801, New Castle County
Mattress Discounters IP, LLC	USA	5239543	100%	c/o The Corporation Trust Company, 1209 Orange Street, Wilmington, Delaware 19801, New Castle County
Mattress Discounters Group, LLC	USA	S2754036	100%	CORPORATION SERVICE COMPANY, 100 Shockoe Slip Fl 2, Richmond VA 23219
Custom Fundraising Solutions, LLC	USA	1769508	100%	28711 NORTH, LINCOLN ROAD, BAY VILLAGE OH 4140
CXV Holdings, LLC	USA	5122848	100%	c/o The Corporation Trust Company, 1209 Orange Street, Wilmington, Delaware 19801, New Castle County

OTHER INFORMATION
STATUTORY LIST OF ALL SUBSIDIARIES AND AFFILIATED COMPANIES
AS AT 30 SEPTEMBER 2019
continued

This list forms part of the notes to the 2019 separate financial statements and has been referenced therein.

Entity Name	Incorp.	Reg. No.	Shareholding	Principal place of Business
CCP IV SBS Holdings, LLC	USA	5122844	100%	c/o The Corporation Trust Company, 1209 Orange Street, Wilmington, Delaware 19801, New Castle County
CCP IV Holdings, LLC	USA	5122846	100%	c/o The Corporation Trust Company, 1209 Orange Street, Wilmington, Delaware 19801, New Castle County
American Internet Sales, LLC	USA	5319077	100%	c/o The Corporation Trust Company, 1209 Orange Street, Wilmington, Delaware 19801, New Castle County
The Sleep Train, Inc.	USA	C1277162	100%	818 W Seventh St, Suite 930, Los Angeles, CA 90017
ST San Diego, LLC	USA	200136210056	100%	818 W Seventh St, Suite 930, Los Angeles, CA 90017
Sleep Country USA, LLC	USA	1785936	100%	c/o The Corporation Trust Company, 1209 Orange Street, Wilmington, Delaware 19801, New Castle County
The Mattress Venture, LLC	USA	800930049	100%	350 North St. Paul, Dallas, TX 75201
Mattress Giant Corporation	USA	122977500	100%	1445 Ross Avenue, Suite 3500, Dallas, TX 75202
Steenbok Newco 10 SARL (LUX)	LUX	B 235 929	100%	56 rue Charles Martel, Luxembourg, 230883
Pada Sp. z o.o.	POL	KRS 0000020830	99.95%	ul. Ruska 37/38, 50-079 Wroclaw, Poland
Steinhoff Service GmbH	DEU	HR B 121300	100%	26655 Westerstede, Zum Stadtpark 2
Steinhoff Europe Consult Sp. z o.o.	POL	KRS 0000013715	100%	ul. Ruska 37/38, 50-079 Wroclaw, Poland
GT Branding Holding SA	CHE	CHE-250.489.667	100%	Avenue de la Gare 46b, 1920 Martigny, Switzerland
GT Global Trademarks SA	CHE		100%	Avenue de la Gare 46b, 1920 Martigny, Switzerland
Hemisphere International Properties B.V.	NLD	KvK 17228592	100%	Noord Brabantlaan 265, Eindhoven, 5652 LD, Netherlands
HIP DutchCo 1 B.V.	NLD	74299611	100%	
HIP DutchCo 2 B.V.	NLD	74299484	100%	
Genesis Properties Investment GmbH	AUT	FN 265906 p	100%	Rennweg 77, Brunn am Gebirge, 2345, Austria
Standard Properties Sp. z o.o.	POL	KRS 0000011112	100%	Ruska 37/38, Wroclaw, 50- 079, Poland
Nova Properties Kft.	HUN	Cg. 20-09-068522	100%	Szemere u. 4., Nagykanizsa, 8800, Hungary
MIVG Upravljanjenekretninama d.o.o.	HRV	MBS 080769092	100%	Velimira Skorpika 25, Zagreb, 10090, Croatia
Kika Upravljanjenekretninama d.o.o.	HRV	MBS 030098550	100%	Velimira Skorpika 25, Zagreb, 10090, Croatia
Kappa Immobilien Investment GmbH	DEU	HR B 120873	100%	Langebrugger Strasse 5, Westerstede, 26655, Germany
Gamma Enterprises GmbH	DEU	HR B 200922	100%	Langebrugger Strasse 5, Westerstede, 26655, Germany
Hemisphere Zagreb Properties d.o.o.	HRV	080170626	100%	Velimira Skorpika 25, Zagreb, 10090, Croatia
Alvaglen Estates Ltd	BHS	IBC 84615 B	100%	3 Bayside Executive Park, West Bay Street & Blake Road, PO Box N04875, Nassau, The Bahamas
Steinhoff Properties AG	CHE	CH-170.3.038.665-0	100%	Sihlbruggstrasse 105, Baar, 6340, Switzerland
Steinhoff International Investment HK Ltd (previously Steinhoff Global Sourcing Ltd)	HKG	CR 2584507	100%	
Standard France SARL	FRA	RCS 821 510 427	100%	80 Boulevard du Mandinet (Lognes), Marne-La-Valee Cedex 2, 77432, France
Relyon Holland B.V.	NLD	KvK 16081779	100%	Noord Brabantlaan 265, Eindhoven, 5652 LD, Netherlands
Steinhoff Investment Holdings Limited	ZAF	1954/001893/06	100%	Building B2, Vineyard Office Park, Cnr Adam Tas & Devon Valley Road, Stellenbosch, 7600, South Africa
Taycol Investments Proprietary Limited	ZAF	1973/007137/07	100%	Building B2, Vineyard Office Park, Cnr Adam Tas & Devon Valley Road, Stellenbosch, 7600, South Africa
Steinhoff International Holdings Proprietary Limited	ZAF	1998/003951/07	100%	Building B2, Vineyard Office Park, Cnr Adam Tas & Devon Valley Road, Stellenbosch, 7600, South Africa
Steinhoff Africa Holdings Proprietary Limited	ZAF	1969/015042/07	100%	Building B2, Vineyard Office Park, Cnr Adam Tas & Devon Valley Road, Stellenbosch, 7600, South Africa
Steinbuild Holdings Proprietary Limited	ZAF	1995/008188/07	100%	Building B2, Vineyard Office Park, Cnr Adam Tas & Devon Valley Road, Stellenbosch, 7600, South Africa
Newshelf 1093 Proprietary Limited	ZAF	2010/018630/07	100%	Building B2, Vineyard Office Park, Cnr Adam Tas & Devon Valley Road, Stellenbosch, 7600, South Africa
Loungefoam Proprietary Limited (Dormant)	ZAF	1996/001546/07	100%	Building B2, Vineyard Office Park, Cnr Adam Tas & Devon Valley Road, Stellenbosch, 7600, South Africa
IB Investment Holdings Proprietary Limited (Dormant)	ZAF	1994/003585/07	100%	Building B2, Vineyard Office Park, Cnr Adam Tas & Devon Valley Road, Stellenbosch, 7600, South Africa
Boundary Terraces No 012 (RF) (Pty) Limited	ZAF	2017/227519/07	70%	7th Floor Letterstedt House, Cnr Main and Campground Roads, Newlands, Cape Town, 7700, South Africa
Ainsley Holdings Proprietary Limited	ZAF	1964/010191/07	100%	Building B2, Vineyard Office Park, Cnr Adam Tas & Devon Valley Road, Stellenbosch, 7600, South Africa
Pepkor Holdings Limited (previously Steinhoff Africa Retail Limited)	ZAF	2017/221869/06	71.01%	36 Stellenberg Road, Parow Industria, 7493, South Africa
Pepkor Holdco Proprietary Limited (previously Pepkor Holdings Proprietary Limited)	ZAF	2003/020009/07	100%	36 Stellenberg Road, Parow Industria, 7493, South Africa

OTHER INFORMATION
STATUTORY LIST OF ALL SUBSIDIARIES AND AFFILIATED COMPANIES
AS AT 30 SEPTEMBER 2019
continued

This list forms part of the notes to the 2019 separate financial statements and has been referenced therein.

Entity Name	Incorp.	Reg. No.	Shareholding	Principal place of Business
Pepkor Capital (RF) Proprietary Limited	ZAF	2017/515996/07	100%	36 Stellenberg Road, Parow Industria, 7493, South Africa
Pepkor Proprietary Limited	ZAF	1965/007765/07	100%	36 Stellenberg Road, Parow Industria, 7493, South Africa
Pepkor Investments Proprietary Limited	ZAF	1965/004401/07	100%	36 Stellenberg Road, Parow Industria, 7493, South Africa
Pepkor IP Proprietary Limited	ZAF	2004/014533/07	100%	36 Stellenberg Road, Parow Industria, 7493, South Africa
Pepkor Finance Proprietary Limited	ZAF	1968/000148/07	100%	36 Stellenberg Road, Parow Industria, 7493, South Africa
Pepkor Clothing Industries Proprietary Limited	ZAF	1965/005478/07	100%	36 Stellenberg Road, Parow Industria, 7493, South Africa
Jofander Proprietary Limited	ZAF	1984/002078/07	100%	36 Stellenberg Road, Parow Industria, 7493, South Africa
Capfin Proprietary Limited	ZAF	1980/005783/07	100%	36 Stellenberg Road, Parow Industria, 7493, South Africa
Zamori 339 Proprietary Limited	ZAF	2010/002397/07	50%	36 Stellenberg Road, Parow Industria, 7493, South Africa
Africa Retail Properties Limited	ZWE		100%	Zambia
Pepkor IT Proprietary Limited	ZAF	1946/022121/07	100%	36 Stellenberg Road, Parow Industria, 7493, South Africa
Pepkor Manufacturing Proprietary Limited	ZAF	1969/009505/07	100%	36 Stellenberg Road, Parow Industria, 7493, South Africa
N Jacobs and Company Proprietary Limited	ZAF	1980/005783/07	100%	36 Stellenberg Road, Parow Industria, 7493, South Africa
Pep Proprietary Limited	ZAF	1945/018945/07	100%	36 Stellenberg Road, Parow Industria, 7493, South Africa
Pep Beleggings Proprietary Limited (Pep Investments)	ZAF	1969/004549/07	100%	36 Stellenberg Road, Parow Industria, 7493, South Africa
Pep Angola Wholesale Limitada	AGO	3.656/2010	100%	Angola
Pep Angola Retail Limitada	AGO	3.667/2010	100%	Angola
Ultimo Holdings Proprietary Limited	ZAF	1980/000294/07	100%	36 Stellenberg Road, Parow Industria, 7493, South Africa
Ultimo Properties Proprietary Limited	ZAF	1960/003498/07	100%	36 Stellenberg Road, Parow Industria, 7493, South Africa
IL Black Properties Aandeleblokmaatskappy Proprietary Limited	ZAF	1958/002836/07	100%	36 Stellenberg Road, Parow Industria, 7493, South Africa
Translink Services S.a.r.l (Luxemburg) (in voluntary liquidation)	LUX	B92931	100%	Luxembourg
Tendril S.a.r.l. (Luxemburg)	LUX	B149493	100%	Luxembourg
Pep Stores Zambia Limited	ZWE	31470	100%	Zambia
Pep Mozambique Limitada	MOZ	7205	100%	Mozambique
Pep Limited (Ghana)	GHA	79/073	100%	Ghana
Pep Botswana Holdings Limited	BWA	1151/72	100%	Botswana
Pep Africa Limited (Malawi)	MWI	4717	100%	Malawi
Harties Stores Botswana Proprietary Limited	BWA	1988/892	100%	Botswana
At the Ready Wholesalers Limited (Zambia)	ZWE	48312/01	100%	Zambia
Pepkor Africa Proprietary Limited	ZAF	1983/010915/07	100%	36 Stellenberg Road, Parow Industria, 7493, South Africa
Pep Vervaardiging Proprietary Limited	ZAF	1985/005679/07	100%	36 Stellenberg Road, Parow Industria, 7493, South Africa
Printkor Proprietary Limited	ZAF	1974/003641/07	100%	36 Stellenberg Road, Parow Industria, 7493, South Africa
Pepclo Proprietary Limited	ZAF	1953/001317/07	100%	36 Stellenberg Road, Parow Industria, 7493, South Africa
Mfumum Clothing Proprietary Limited Malawi	MWI		100%	Malawi
Pep Stores Uganda Limited	UGA	206990	100%	Uganda
Pep Stores Proprietary Limited (Nigeria)	NGA	969937	100%	Nigeria
Pep Retail Proprietary Limited	ZAF	1984/002042/07	100%	36 Stellenberg Road, Parow Industria, 7493, South Africa
Pep Reef Properties Proprietary Limited	ZAF	1989/004910/07	100%	36 Stellenberg Road, Parow Industria, 7493, South Africa
Pep Namibia Holdings Limited	NAM	1987/086	100%	Namibia
Pep Stores Retail Proprietary Limited (Namibia)	NAM	89/208	100%	Namibia
Pep Stores Proprietary Limited (Lesotho)	LSO	72/15	100%	Lesotho
Pep Stores Proprietary Limited (Swaziland)	SWZ	77/72	100%	Swaziland
Pep Stores Peninsula Holdings Proprietary Limited	ZAF	1973/012536/07	100%	36 Stellenberg Road, Parow Industria, 7493, South Africa
Pepprop Mitchells Plain Proprietary Limited	ZAF	1985/000662/07	100%	36 Stellenberg Road, Parow Industria, 7493, South Africa
Pep Stores (Pvt) Ltd Zimbabwe	ZWE	93/72	100%	Zimbabwe
At The Ready Wholesalers (Pvt) Ltd	ZWE	25/78	80%	Zimbabwe
Pep SA Limited	ZAF	1972/010710/06	100%	36 Stellenberg Road, Parow Industria, 7493, South Africa
Beneficiary of: Pep Limited Share Incentive Trust No. 2	ZAF		100%	36 Stellenberg Road, Parow Industria, 7493, South Africa
Beneficiary of: Pep Limited Share Incentive Trust	ZAF		100%	36 Stellenberg Road, Parow Industria, 7493, South Africa
Odvest 155 Proprietary Limited	ZAF	2011/001544/07	100%	36 Stellenberg Road, Parow Industria, 7493, South Africa
Greatermans Department Stores Proprietary Limited	ZAF	1915/001079/07	100%	36 Stellenberg Road, Parow Industria, 7493, South Africa
Garhold Proprietary Limited	ZAF	1990/003284/07	100%	36 Stellenberg Road, Parow Industria, 7493, South Africa

OTHER INFORMATION
STATUTORY LIST OF ALL SUBSIDIARIES AND AFFILIATED COMPANIES
AS AT 30 SEPTEMBER 2019
continued

This list forms part of the notes to the 2019 separate financial statements and has been referenced therein.

Entity Name	Incorp.	Reg. No.	Shareholding	Principal place of Business
Tulip investments 2 Proprietary Limited	ZAF	1984/009235/07	100%	36 Stellenberg Road, Parow Industria, 7493, South Africa
Tulip Investments Proprietary Limited	ZAF	1967/003861/07	100%	36 Stellenberg Road, Parow Industria, 7493, South Africa
Swanvest 85 Proprietary Limited	ZAF	1998/004099/07	100%	36 Stellenberg Road, Parow Industria, 7493, South Africa
Jemade Financing Proprietary Limited	ZAF	1970/001929/07	100%	36 Stellenberg Road, Parow Industria, 7493, South Africa
Garlick Holdings Proprietary Limited	ZAF	1967/003861/07	100%	36 Stellenberg Road, Parow Industria, 7493, South Africa
Garlick Department Stores Proprietary Limited	ZAF	1984/004196/07	100%	36 Stellenberg Road, Parow Industria, 7493, South Africa
Flash Mobile Vending Proprietary Limited	ZAF	2010/000777/07	100%	36 Stellenberg Road, Parow Industria, 7493, South Africa
Flash IP Proprietary Limited	ZAF	2010/001879/07	100%	36 Stellenberg Road, Parow Industria, 7493, South Africa
Cash-Hold Proprietary Limited	ZAF	1986/001922/07	100%	36 Stellenberg Road, Parow Industria, 7493, South Africa
Capfin SA Proprietary Limited (previously Southern View Finance SA Proprietary Limited)	ZAF	2011/126985/07	100%	36 Stellenberg Road, Parow Industria, 7493, South Africa
Big D Discount Hyper Proprietary Limited	ZAF	1948/031045/07	100%	36 Stellenberg Road, Parow Industria, 7493, South Africa
H and A Payne Proprietary Limited	ZAF	1934/005558/07	100%	36 Stellenberg Road, Parow Industria, 7493, South Africa
Ackermans Proprietary Limited	ZAF	1921/002170/07	100%	36 Stellenberg Road, Parow Industria, 7493, South Africa
Ackermans Namibia Proprietary Limited	NAM	90/393	100%	Namibia
Ackermans Management Services Proprietary Limited	ZAF	1984/010534/07	100%	36 Stellenberg Road, Parow Industria, 7493, South Africa
Ackermans Lesotho Proprietary Limited	LES	88/229	100%	Lesotho
Ackermans Botswana Proprietary Limited	BOT	95/1379	100%	Botswana
Ackermans Bophuthatswana Proprietary Limited	ZAF	1991/070355/07	100%	36 Stellenberg Road, Parow Industria, 7493, South Africa
Tots n Teens Clothing Proprietary Limited	ZAF	1981/003196/07	100%	36 Stellenberg Road, Parow Industria, 7493, South Africa
K Fashion Group Proprietary Limited (Previously Justcor Fashion Group (Pty) Ltd)	ZAF	2006/015570/07	100%	36 Stellenberg Road, Parow Industria, 7493, South Africa
Refinery Stores (Namibia) Proprietary Limited	NAM	2010/0416/07	100%	Namibia
Ackermans Zambia Proprietary Limited	ZWE		100%	Zambia
Ackermans Transvaal Proprietary Limited	ZAF	1926/008492/07	100%	36 Stellenberg Road, Parow Industria, 7493, South Africa
Ackermans Transkei Proprietary Limited	ZAF	1990/060196/07	100%	36 Stellenberg Road, Parow Industria, 7493, South Africa
Ackermans Swaziland Proprietary Limited	SWZ	32/1972	100%	Swaziland
Wilfred Meyersohn and Company Proprietary Limited	ZAF	1960/000576/07	100%	36 Stellenberg Road, Parow Industria, 7493, South Africa
W M Twee Proprietary Limited	ZAF	1986/000789/07	100%	36 Stellenberg Road, Parow Industria, 7493, South Africa
Pepkor Speciality Proprietary Limited (previously Steinhoff Speciality Fashion and Footwear Proprietary Limited)	ZAF	1998/007991/07	100%	36 Stellenberg Road, Parow Industria, 7493, South Africa
New Dunns Proprietary Limited	ZAF	1972/013426/07	100%	36 Stellenberg Road, Parow Industria, 7493, South Africa
Dunns Stores Botswana Proprietary Limited	BWA	87/840	100%	Botswana
Shoe City Holdings Proprietary Limited	ZAF	1996/008674/07	100%	36 Stellenberg Road, Parow Industria, 7493, South Africa
Shoe City Proprietary Limited	ZAF	1995/010615/07	100%	36 Stellenberg Road, Parow Industria, 7493, South Africa
Pepkor Speciality Stores Swaziland Proprietary Limited	SWZ	65/1972	100%	Swaziland
Pepkor Speciality Stores Proprietary Limited (Namibia)	NAM	79/064	100%	Namibia
Pepkor Speciality Stores Lesotho Proprietary Limited	LSO	73/21	100%	Lesotho
Manrotrade Four Proprietary Limited	ZAF	2001/004514/07	100%	36 Stellenberg Road, Parow Industria, 7493, South Africa
Formatix Ten Proprietary Limited	ZAF	2001/021137/07	100%	36 Stellenberg Road, Parow Industria, 7493, South Africa
John Craig Proprietary Limited	ZAF	1950/036084/07	100%	36 Stellenberg Road, Parow Industria, 7493, South Africa
John Craig Namibia Proprietary Limited	NAM	2011/0678/07	100%	Namibia
Metrotoy Proprietary Limited	ZAF	1924/008058/07	100%	36 Stellenberg Road, Parow Industria, 7493, South Africa
Van As and Associates Recoveries Proprietary Limited	ZAF	2014/074508/07	100%	36 Stellenberg Road, Parow Industria, 7493, South Africa
Tenacity Financial Services Proprietary Limited	ZAF	2007/003071/07	100%	36 Stellenberg Road, Parow Industria, 7493, South Africa
Sim Dynamix Proprietary Limited	ZAF	2011/008149/07	100%	36 Stellenberg Road, Parow Industria, 7493, South Africa
Sim Dynamix IP Proprietary Limited	ZAF	2012/025212/07	100%	36 Stellenberg Road, Parow Industria, 7493, South Africa
Rotrustfin Proprietary Limited	ZAF	1984/009246/07	100%	36 Stellenberg Road, Parow Industria, 7493, South Africa
Pepkorfin Proprietary Limited	ZAF	1980/003231/07	100%	36 Stellenberg Road, Parow Industria, 7493, South Africa
Pepkor Trading Proprietary Limited	ZAF	1958/003362/07	100%	36 Stellenberg Road, Parow Industria, 7493, South Africa
Moreprop Property Holdings Cape Proprietary Limited (to be de-registered)	ZAF	1987/004969/07	100%	36 Stellenberg Road, Parow Industria, 7493, South Africa

OTHER INFORMATION
STATUTORY LIST OF ALL SUBSIDIARIES AND AFFILIATED COMPANIES
AS AT 30 SEPTEMBER 2019
continued

This list forms part of the notes to the 2019 separate financial statements and has been referenced therein.

Entity Name	Incorp.	Reg. No.	Shareholding	Principal place of Business
Maravedi Group Proprietary Limited	ZAF	1998/023066/07	100%	36 Stellenberg Road, Parow Industria, 7493, South Africa
JD Group International Proprietary Limited	ZAF	1965/004413/07	100%	36 Stellenberg Road, Parow Industria, 7493, South Africa
JD Group Botswana t/a Hi - Finance	BOT	88/220	100%	Botswana
JD Group (Swaziland) Proprietary Limited t/a Bradlows	SWZ	181/1972	100%	Swaziland
JD Group (Namibia) Proprietary Limited t/a Morkels and Joshua Doore (Dormant)	NAM	93/208	100%	Namibia
JD Group (Lesotho) Proprietary Limited (Dormant)	LES	Nov-85	100%	Lesotho
JD Financial Services Proprietary Limited (in Namibia)	NAM	2008/0148	100%	Namibia
Secureco Three Proprietary Limited (in Namibia) (Dormant)	NAM	2001/090	100%	Namibia
Connection Group Holdings Proprietary Limited	ZAF	1997/005390/07	100%	36 Stellenberg Road, Parow Industria, 7493, South Africa
Cloverpark Investments Proprietary Limited (to be deregistered)	ZAF	2001/000108/07	100%	36 Stellenberg Road, Parow Industria, 7493, South Africa
Unitrans Motor Enterprises Proprietary Limited	ZAF	1989/000813/07	100%	36 Stellenberg Road, Parow Industria, 7493, South Africa
Sleepmasters Proprietary Limited	ZAF	2011/112932/07	100%	36 Stellenberg Road, Parow Industria, 7493, South Africa
Profurn Limited	ZAF	1968/015363/06	100%	36 Stellenberg Road, Parow Industria, 7493, South Africa
Profurn (Mozambique) Limitada (to be dissolved)	MOZ		100%	Mozambique
JD Consumer Electronics and Appliances Proprietary Limited	ZAF	1963/002315/07	100%	36 Stellenberg Road, Parow Industria, 7493, South Africa
Incredible Connection (Namibia) Proprietary Limited	NAM	2001/475	100%	Namibia
Incredible Connection (Botswana) Proprietary Limited	BWA	2001/2501	100%	Botswana
HiFi Corp Zambia Limited	ZWE	97974	100%	Zambia
Finserve Mauritius Limited (in process of de-registration)	MUS	19561/3643	100%	Mauritius
Prosure Insurance Limited (in process of de-registration)	MUS	19548/3639	100%	Mauritius
Connect Financial Solutions Proprietary Limited	ZAF	2018/431596/07	100%	36 Stellenberg Road, Parow Industria, 7493, South Africa
Supreme Furnishers Proprietary Limited	ZAF	1961/001935/07	100%	36 Stellenberg Road, Parow Industria, 7493, South Africa
Supreme Furnishers (Namibia) Proprietary Limited	NAM	93/451	100%	Namibia
Protea Furnishers (Namibia) Proprietary Limited t/a Hi - Finance	NAM	93/450	100%	Namibia
Supreme Furnishers (Lesotho) Proprietary Limited	LSO	1992/002839/10	100%	Lesotho
Protea Furnishers (Botswana) Proprietary Limited (in process of de-registration)	BWA	84/4992	100%	Botswana
Joshua Doore Russells (Botswana) Proprietary Limited	BWA	89/166	100%	Botswana
Sovereign Proprietary Limited (Botswana)	BWA	99/4755	100%	Botswana
Hi - Fi and Electric Warehouse Proprietary Limited (Botswana) t/a Hi - Fi Corp	BWA	99/1776	100%	Botswana
Hi - Fi and Electric City (Namibia) Proprietary Limited	NAM	98/339	100%	Namibia
Gomotsa Proprietary Limited (in process of de-registration)	BWA	99/4849	100%	Botswana
Furniture Traders (Botswana) Proprietary Limited (Dormant)	BWA	89/1217	100%	Botswana
Barnetts (Swaziland) Proprietary Limited	SWZ	778/9/1966	100%	Swaziland
Aazad Electrical Construction (Botswana) Proprietary Limited t/a Morkels	BWA	98/497	100%	Botswana
The Tax Free Warehouse Proprietary Limited Namibia	NAM	97/427	100%	Namibia
Pepkor SA Proprietary Limited	ZAF	1990/003289/07	100%	36 Stellenberg Road, Parow Industria, 7493, South Africa
Pepkor Retail Proprietary Limited	ZAF	1986/003435/07	100%	36 Stellenberg Road, Parow Industria, 7493, South Africa
JD Group Proprietary Limited	ZAF	1981/009108/07	100%	36 Stellenberg Road, Parow Industria, 7493, South Africa

OTHER INFORMATION
STATUTORY LIST OF ALL SUBSIDIARIES AND AFFILIATED COMPANIES
AS AT 30 SEPTEMBER 2019
continued

This list forms part of the notes to the 2019 separate financial statements and has been referenced therein.

Entity Name	Incorp.	Reg. No.	Shareholding	Principal place of Business
The Building Company Proprietary Limited (previously Steinhoff Doors and Building Materials Proprietary Limited)	ZAF	1972/004708/07	100%	36 Stellenberg Road, Parow Industria, 7493, South Africa
Swish Global Trading (Mauritius)	MUS		100%	Mauritius
Sean Gannon Building Materials Trust	ZAF	IT3560/2004	100%	36 Stellenberg Road, Parow Industria, 7493, South Africa
RG Williams Buildings Materials Trust	ZAF	IT1865/2004	100%	36 Stellenberg Road, Parow Industria, 7493, South Africa
Pennypinchers Trusses Western Cape Proprietary Limited	ZAF	2011/127617/07	79%	36 Stellenberg Road, Parow Industria, 7493, South Africa
Pennypinchers Sand and Stone Proprietary Limited	ZAF	2007/027317/07	50%	36 Stellenberg Road, Parow Industria, 7493, South Africa
Pennypinchers Port Alfred Building Materials Trust	ZAF	IT584/2007	100%	36 Stellenberg Road, Parow Industria, 7493, South Africa
Pennypinchers George Trust	ZAF	IT1184/96	100%	36 Stellenberg Road, Parow Industria, 7493, South Africa
Pennypinchers East London Building Materials Trust	ZAF	IT604/2004	100%	36 Stellenberg Road, Parow Industria, 7493, South Africa
Pefki Wood Products Proprietary Limited	ZAF	1993/004401/07	100%	36 Stellenberg Road, Parow Industria, 7493, South Africa
Patin Trading 222 Proprietary Limited	ZAF	2007/020531/07	100%	36 Stellenberg Road, Parow Industria, 7493, South Africa
Matola Buildware Limitada (Mozambique)	MOZ		100%	Mozambique
Marais Schonfeldt Building Materials Trust	ZAF	IT3691/97	100%	36 Stellenberg Road, Parow Industria, 7493, South Africa
KH International Proprietary Limited	ZAF	1944/016830/07	100%	36 Stellenberg Road, Parow Industria, 7493, South Africa
John Mager Timbercity East London Trust	ZAF	IT1461/2006	100%	36 Stellenberg Road, Parow Industria, 7493, South Africa
Johann van Schalkwyk Boards Trust	ZAF		100%	36 Stellenberg Road, Parow Industria, 7493, South Africa
James Bruce Sholto Douglas Building Materials Trust	ZAF	IT413/2006	100%	36 Stellenberg Road, Parow Industria, 7493, South Africa
Iliad Africa Limited	ZAF	1997/011938/06	100%	36 Stellenberg Road, Parow Industria, 7493, South Africa
Iliad Africa Investments (Pty) Ltd	ZAF	1999/010559/07	100%	36 Stellenberg Road, Parow Industria, 7493, South Africa
Iliad Africa Trading (Pty) Ltd	ZAF	1997/010059/07	100%	36 Stellenberg Road, Parow Industria, 7493, South Africa
D and A Truss Company (Pty) Ltd (Dormant)	ZAF	2002/019276/07	100%	36 Stellenberg Road, Parow Industria, 7493, South Africa
D and A Timbers (Pty) Ltd (Dormant)	ZAF	1998/025853/07	100%	36 Stellenberg Road, Parow Industria, 7493, South Africa
Cachet International Holdings (Pty) Ltd (trading as Cachet)	ZAF	1997/013442/07	100%	36 Stellenberg Road, Parow Industria, 7493, South Africa
CMG Holdings (Pty) Ltd (Dormant)	ZAF	1999/004206/07	100%	36 Stellenberg Road, Parow Industria, 7493, South Africa
BYM Building Supplies (Pty) Ltd (Dormant)	ZAF	1995/003883/07	100%	36 Stellenberg Road, Parow Industria, 7493, South Africa
BUCO Western Cape Proprietary Limited (previously Campwell Hardware (Pty) Ltd)	ZAF	2006/016431/07	100%	36 Stellenberg Road, Parow Industria, 7493, South Africa
B One Holdings (Pty) Ltd (trading as B One)	ZAF	1988/006069/07	100%	36 Stellenberg Road, Parow Industria, 7493, South Africa
United Steel and Pipe Supplies (Pty) Ltd	ZAF	1994/003538/07	100%	36 Stellenberg Road, Parow Industria, 7493, South Africa
Henk Louwrens Building Materials Trust	ZAF	IT3788/99	100%	36 Stellenberg Road, Parow Industria, 7493, South Africa
Hardware Warehouse Limited	ZAF	2007/004302/06	100%	36 Stellenberg Road, Parow Industria, 7493, South Africa
Golden Dividend 235 Proprietary Limited	ZAF	2005/034562/07	100%	36 Stellenberg Road, Parow Industria, 7493, South Africa
In line Trading 142 Proprietary Limited	ZAF	2003/011574/07	100%	36 Stellenberg Road, Parow Industria, 7493, South Africa
Gunnar Jensen Building Materials Trust (Namibia)	NAM	T130/05	100%	Namibia
Frans Loots Building Materials Trust	ZAF	IT3317/96	100%	36 Stellenberg Road, Parow Industria, 7493, South Africa
Chris Eloff Building Material Trust (Namibia)	NAM	T2/07	100%	Namibia
Building Supply Group Proprietary Limited	ZAF	2010/008725/07	100%	36 Stellenberg Road, Parow Industria, 7493, South Africa
Tiletoria Cape Proprietary Limited	ZAF	2007/002174/07	100%	36 Stellenberg Road, Parow Industria, 7493, South Africa
Next SA Trading Proprietary Limited	ZAF	2009/012785/07	100%	36 Stellenberg Road, Parow Industria, 7493, South Africa
Link International (L) BHD (Malaysia)	MYS		100%	
Link Quality Control and Services Co (China)	CHN		100%	
Link International KL Limited (Malaysia)	MYS		100%	
Floormark Proprietary Limited	ZAF	2013/058548/07	100%	36 Stellenberg Road, Parow Industria, 7493, South Africa
Tiletoria Supplies Western Africa (Pty) Limited (Namibia)	NAM		100%	Namibia
Tiletoria Spec Studio Proprietary Limited	ZAF	1996/017299/07	100%	36 Stellenberg Road, Parow Industria, 7493, South Africa
MacNeil Proprietary Limited	ZAF	1985/005691/07	100%	36 Stellenberg Road, Parow Industria, 7493, South Africa
MacNeil JHB Proprietary Limited	ZAF	1998/012832/07	100%	36 Stellenberg Road, Parow Industria, 7493, South Africa
Brands 4 Africa Distribution and Logistics Proprietary Limited	ZAF	2005/036944/07	100%	36 Stellenberg Road, Parow Industria, 7493, South Africa

OTHER INFORMATION
STATUTORY LIST OF ALL SUBSIDIARIES AND AFFILIATED COMPANIES
AS AT 30 SEPTEMBER 2019

continued

This list forms part of the notes to the 2019 separate financial statements and has been referenced therein.

Entity Name	Incorp.	Reg. No.	Shareholding	Principal place of Business
One Owl Enterprises Proprietary Limited	ZAF	1999/014348/07	100%	36 Stellenberg Road, Parow Industria, 7493, South Africa
Lodge Stock and Barrel Proprietary Limited	ZAF	2005/011901/07	100%	36 Stellenberg Road, Parow Industria, 7493, South Africa
MacNeil George Proprietary Limited	ZAF	MacNeil George	100%	36 Stellenberg Road, Parow Industria, 7493, South Africa
MacNeil Eastern Cape Proprietary Limited	ZAF	2002/010074/07	100%	36 Stellenberg Road, Parow Industria, 7493, South Africa
MacNeil Durban Proprietary Limited	ZAF	2006/026347/07	100%	36 Stellenberg Road, Parow Industria, 7493, South Africa
DCLSA Proprietary Limited	ZAF	2005/041644/07	100%	36 Stellenberg Road, Parow Industria, 7493, South Africa
Yebomanzi Proprietary Limited	ZAF	2005/038950/07	100%	36 Stellenberg Road, Parow Industria, 7493, South Africa
Erf 117746 Nourse Avenue Proprietary Limited	ZAF	2012/203652/07	100%	36 Stellenberg Road, Parow Industria, 7493, South Africa
Anthony Wentworth Building Materials Trust	ZAF	IT5717/96	100%	36 Stellenberg Road, Parow Industria, 7493, South Africa
Wayne Gerber Building Materials Trust	ZAF	IT1456/98	100%	36 Stellenberg Road, Parow Industria, 7493, South Africa
Timbercity Witbank Trust	ZAF	IT4540/2007	100%	36 Stellenberg Road, Parow Industria, 7493, South Africa
Timbercity Roodepoort Boards Trust	ZAF	IT8273/2005	100%	36 Stellenberg Road, Parow Industria, 7493, South Africa
Timbercity Lowveld Proprietary Limited	ZAF	2001/008196/07	100%	36 Stellenberg Road, Parow Industria, 7493, South Africa
Timbercity Alberton Trust	ZAF	IT3754/2007	100%	36 Stellenberg Road, Parow Industria, 7493, South Africa
The Unitraco Trust	ZAF	IT1028/2000	100%	36 Stellenberg Road, Parow Industria, 7493, South Africa
The Timbercity Potchefstroom Trust	ZAF	IT1758/2008	100%	36 Stellenberg Road, Parow Industria, 7493, South Africa
The Steinbuild William Moffett Trust	ZAF	IT1119/2006	100%	36 Stellenberg Road, Parow Industria, 7493, South Africa
The Pennypinchers Uitenhage Building Materials Trust	ZAF	IT2397/2007	100%	36 Stellenberg Road, Parow Industria, 7493, South Africa
The Pennypinchers Longbeach Trust	ZAF	IT1868/2004	100%	36 Stellenberg Road, Parow Industria, 7493, South Africa
The Pennypinchers Knysna Trust	ZAF	IT2472/2000	100%	36 Stellenberg Road, Parow Industria, 7493, South Africa
The Pennypinchers Kimberley Trust	ZAF	IT1757/2008	100%	36 Stellenberg Road, Parow Industria, 7493, South Africa
The Pennypinchers Hermanus Trust	ZAF	IT1983/98	100%	36 Stellenberg Road, Parow Industria, 7493, South Africa
The Pennypinchers Claremont Trust	ZAF	IT5/97	100%	36 Stellenberg Road, Parow Industria, 7493, South Africa
The Pennypinchers City Trust	ZAF	IT3789/99	100%	36 Stellenberg Road, Parow Industria, 7493, South Africa
The Pennypinchers Brackenfell Trust	ZAF	IT40/99	100%	36 Stellenberg Road, Parow Industria, 7493, South Africa
The I-Glaze Trust	ZAF	IT4242/2007	100%	36 Stellenberg Road, Parow Industria, 7493, South Africa
Tekkie Town Proprietary Limited	ZAF	2007/020629/07	100%	36 Stellenberg Road, Parow Industria, 7493, South Africa
Tekkie Town Lesotho Proprietary Limited	LSO		100%	Lesotho
Tekkie Town Footwear Namibia Proprietary Limited	NAM		100%	Namibia
SA POCO Retail Proprietary Limited	ZAF	1996/011622/07	100%	36 Stellenberg Road, Parow Industria, 7493, South Africa
Roadway Properties Proprietary Limited	ZAF	1997/008647/07	100%	36 Stellenberg Road, Parow Industria, 7493, South Africa
Victoria Lewis Furniture Manufacturers Proprietary Limited (Dormant)	ZAF	1973/016301/07	100%	36 Stellenberg Road, Parow Industria, 7493, South Africa
Unitrans Motor Holdings Proprietary Limited (previously Alisa Car Sale Proprietary Limited)	ZAF	1997/017428/07	100%	Company sold on 25/11/2019: 38 Ontdekkers Road, Cnr of Ontdekkers and CR Swart Road, Roodepoort, 1724, South Africa
Unitrans Automotive Proprietary Limited t/a Hertz Rent a Car	ZAF	1997/009861/07	100%	Company sold on 25/11/2019: 38 Ontdekkers Road, Cnr of Ontdekkers and CR Swart Road, Roodepoort, 1724, South Africa
Isuzu Truck Centre Proprietary Limited	ZAF	2004/016613/07	70%	Company sold on 25/11/2019: 38 Ontdekkers Road, Cnr of Ontdekkers and CR Swart Road, Roodepoort, 1724, South Africa
Hertz Private Limited	ZWE	8410/2013	100%	Zimbabwe
Double Ring Investments 233 Proprietary Limited	ZAF	2004/027574/07	100%	Company sold on 25/11/2019: 38 Ontdekkers Road, Cnr of Ontdekkers and CR Swart Road, Roodepoort, 1724, South Africa
Autumn Star Trading 306 Proprietary Limited	ZAF	2004/027632/07	100%	Company sold on 25/11/2019: 38 Ontdekkers Road, Cnr of Ontdekkers and CR Swart Road, Roodepoort, 1724, South Africa
Action Motor Group Proprietary Limited	ZAF	2000/029850/07	100%	Company sold on 25/11/2019: 38 Ontdekkers Road, Cnr of Ontdekkers and CR Swart Road, Roodepoort, 1724, South Africa
Action Ford Wes Kaap Proprietary Limited	ZAF	2016/059759/07	100%	Company sold on 25/11/2019: 38 Ontdekkers Road, Cnr of Ontdekkers and CR Swart Road, Roodepoort, 1724, South Africa
Action Ford North West Proprietary Limited	ZAF	2016/029331/07	100%	Company sold on 25/11/2019: 38 Ontdekkers Road, Cnr of Ontdekkers and CR Swart Road, Roodepoort, 1724, South Africa
Vosmar Motors Roodepoort Proprietary Limited	ZAF	2002/005948/07	100%	Company sold on 25/11/2019: 38 Ontdekkers Road, Cnr of Ontdekkers and CR Swart Road, Roodepoort, 1724, South Africa
Vosmar Motors Proprietary Limited	ZAF	2002/020402/07	100%	Company sold on 25/11/2019: 38 Ontdekkers Road, Cnr of Ontdekkers and CR Swart Road, Roodepoort, 1724, South Africa
Unitrans Rentals Proprietary Limited - Botswana	BWA	CO2014/6386	100%	Botswana
Unitrans Properties 2 Proprietary Limited (previously Lazarus Ford Malmesbury Proprietary Limited)	ZAF	2014/263184/07	100%	Company sold on 25/11/2019: 38 Ontdekkers Road, Cnr of Ontdekkers and CR Swart Road, Roodepoort, 1724, South Africa

OTHER INFORMATION
STATUTORY LIST OF ALL SUBSIDIARIES AND AFFILIATED COMPANIES
AS AT 30 SEPTEMBER 2019
continued

This list forms part of the notes to the 2019 separate financial statements and has been referenced therein.

Entity Name	Incorp.	Reg. No.	Shareholding	Principal place of Business
Aquarella Investments 174 Proprietary Limited	ZAF	2005/022984/07	100%	Company sold on 25/11/2019: 38 Ontdekkers Road, Cnr of Ontdekkers and CR Swart Road, Roodepoort, 1724, South Africa
Unitrans Motors Proprietary Limited	ZAF	1945/019848/07	100%	Company sold on 25/11/2019: 38 Ontdekkers Road, Cnr of Ontdekkers and CR Swart Road, Roodepoort, 1724, South Africa
Unitrans Insurance Limited	ZAF	1999/001865/06	100%	Company sold on 25/11/2019: 38 Ontdekkers Road, Cnr of Ontdekkers and CR Swart Road, Roodepoort, 1724, South Africa
Autonation Proprietary Limited	ZAF	2006/020283/07	100%	Company sold on 25/11/2019: 38 Ontdekkers Road, Cnr of Ontdekkers and CR Swart Road, Roodepoort, 1724, South Africa
Autocare Warranty Proprietary Limited	ZAF	1995/011428/07	100%	Company sold on 25/11/2019: 38 Ontdekkers Road, Cnr of Ontdekkers and CR Swart Road, Roodepoort, 1724, South Africa
Unitrans Retail Services Proprietary Limited	ZAF	1996/001588/07	100%	Company sold on 25/11/2019: 38 Ontdekkers Road, Cnr of Ontdekkers and CR Swart Road, Roodepoort, 1724, South Africa
Unitrans Rentals (South Africa) Proprietary Limited	ZAF	1997/017443/07	100%	Company sold on 25/11/2019: 38 Ontdekkers Road, Cnr of Ontdekkers and CR Swart Road, Roodepoort, 1724, South Africa
Unitrans Rentals (Namibia) Proprietary Limited t/a Hertz	NAM	98/476	100%	Namibia
Unitrans Shuttle Service (Namibia) Proprietary Limited (previously Unitrans Rental Services Proprietary Limited (Namibia))	NAM	2004/357	70%	Namibia
Warren Collier Building Materials Trust	ZAF	IT1305/98	100%	36 Stellenberg Road, Parow Industria, 7493, South Africa
Town Investments Proprietary Limited	ZAF	2016/159084/07	100%	Building B2, Vineyard Office Park, Cnr Adam Tas & Devon Valley Road, Stellenbosch, 7600, South Africa
Steinhoff Services Proprietary Limited	ZAF	1983/006201/07	100%	Building B2, Vineyard Office Park, Cnr Adam Tas & Devon Valley Road, Stellenbosch, 7600, South Africa
Steinhoff Finance Investments Proprietary Limited	ZAF	2002/010738/07	100%	Building B2, Vineyard Office Park, Cnr Adam Tas & Devon Valley Road, Stellenbosch, 7600, South Africa
Mons Bella Private Partner Investments Proprietary Limited	ZAF	2015/363987/07	92%	Building B2, Vineyard Office Park, Cnr Adam Tas & Devon Valley Road, Stellenbosch, 7600, South Africa
Steinhoff Manufacturing Proprietary Limited	ZAF	1968/007966/07	100%	Building B2, Vineyard Office Park, Cnr Adam Tas & Devon Valley Road, Stellenbosch, 7600, South Africa
Steinhoff Bedding (Namibia) Proprietary Limited - Namibia (Dormant)	NAM	2001210	100%	Windhoek, Namibia
Steinhoff At Work Proprietary Limited	ZAF	1950/037849/07	100%	Building B2, Vineyard Office Park, Cnr Adam Tas & Devon Valley Road, Stellenbosch, 7600, South Africa
Steinhoff Africa Internal Audit Services Proprietary Limited	ZAF	1988/000809/07	100%	Building B2, Vineyard Office Park, Cnr Adam Tas & Devon Valley Road, Stellenbosch, 7600, South Africa
Rainford Aviation Investments Proprietary Limited	ZAF	1994/004899/07	100%	Building B2, Vineyard Office Park, Cnr Adam Tas & Devon Valley Road, Stellenbosch, 7600, South Africa
Phahamiso Trading and Investments Proprietary Limited	ZAF	2010/003510/07	100%	Building B2, Vineyard Office Park, Cnr Adam Tas & Devon Valley Road, Stellenbosch, 7600, South Africa
Oshikango Foam and Mattress Company Proprietary Limited - Namibia	NAM	1997162	100%	Windhoek, Namibia
Hallie Investments Number Three Thousand And Fifty One Proprietary Limited Namibia	NAM	2011/0811	100%	Windhoek, Namibia
Steinhoff Secretarial Services Proprietary Limited	ZAF	1992/004646/07	100%	Building B2, Vineyard Office Park, Cnr Adam Tas & Devon Valley Road, Stellenbosch, 7600, South Africa
Steinhoff Group Services Proprietary Limited (Dormant)	ZAF	1988/000802/07	100%	Building B2, Vineyard Office Park, Cnr Adam Tas & Devon Valley Road, Stellenbosch, 7600, South Africa
Steinhoff Africa Property Services Proprietary Limited	ZAF	1997/007703/07	100%	Building B2, Vineyard Office Park, Cnr Adam Tas & Devon Valley Road, Stellenbosch, 7600, South Africa
Makhutzi Wild Ondernemings Eiendoms Beperk	ZAF	1971/003354/07	100%	Building B2, Vineyard Office Park, Cnr Adam Tas & Devon Valley Road, Stellenbosch, 7600, South Africa
Lurand Investments Proprietary Limited	ZAF	1962/004286/07	100%	Building B2, Vineyard Office Park, Cnr Adam Tas & Devon Valley Road, Stellenbosch, 7600, South Africa
JD Group Property Holdings Proprietary Limited	ZAF	2011/006582/07	100%	Building B2, Vineyard Office Park, Cnr Adam Tas & Devon Valley Road, Stellenbosch, 7600, South Africa
Edidor 197 Proprietary Limited	ZAF	2011/006996/07	100%	Building B2, Vineyard Office Park, Cnr Adam Tas & Devon Valley Road, Stellenbosch, 7600, South Africa
Copperzone 185 Proprietary Limited	ZAF	2011/006981/07	100%	Building B2, Vineyard Office Park, Cnr Adam Tas & Devon Valley Road, Stellenbosch, 7600, South Africa
Ansec 223 Proprietary Limited (Dormant)	ZAF	2011/007487/07	100%	Building B2, Vineyard Office Park, Cnr Adam Tas & Devon Valley Road, Stellenbosch, 7600, South Africa
Valuline 203 Proprietary Limited	ZAF	2011/010601/07	100%	Building B2, Vineyard Office Park, Cnr Adam Tas & Devon Valley Road, Stellenbosch, 7600, South Africa

OTHER INFORMATION
STATUTORY LIST OF ALL SUBSIDIARIES AND AFFILIATED COMPANIES
AS AT 30 SEPTEMBER 2019
continued

This list forms part of the notes to the 2019 separate financial statements and has been referenced therein.

Entity Name	Incorp.	Reg. No.	Shareholding	Principal place of Business
Tanzanite Treasure Trading 7 Proprietary Limited	ZAF	2011/006190/07	100%	Building B2, Vineyard Office Park, Cnr Adam Tas & Devon Valley Road, Stellenbosch, 7600, South Africa
Showboat Trade and Invest 17 Proprietary Limited	ZAF	2008/018137/07	100%	Building B2, Vineyard Office Park, Cnr Adam Tas & Devon Valley Road, Stellenbosch, 7600, South Africa
Dhlamini 2389 Proprietary Limited (previously Bisonbord Properties Proprietary Limited)	ZAF	1966/009368/07	100%	Building B2, Vineyard Office Park, Cnr Adam Tas & Devon Valley Road, Stellenbosch, 7600, South Africa
Attstein Proprietary Limited	ZAF	2005/028978/07	50%	Building B2, Vineyard Office Park, Cnr Adam Tas & Devon Valley Road, Stellenbosch, 7600, South Africa
Nulane Investments 40 Proprietary Limited	ZAF	2004/027788/07	75%	Die Klubhuis, Cnr 18th Street and Pi, Hazelwood, 0081, South Africa
Adoscore Proprietary Limited	ZAF	2016/003567/07	50%	Building B2, Vineyard Office Park, Cnr Adam Tas & Devon Valley Road, Stellenbosch, 7600, South Africa
263 Oxford Road Proprietary Limited	ZAF	1959/001962/07	75%	Building B2, Vineyard Office Park, Cnr Adam Tas & Devon Valley Road, Stellenbosch, 7600, South Africa
Steinhoff Properties Proprietary Limited	ZAF	2001/005911/07	100%	Building B2, Vineyard Office Park, Cnr Adam Tas & Devon Valley Road, Stellenbosch, 7600, South Africa
EastWest Real Estate Investments Proprietary Limited (previously Greggaleighk)	ZAF	2008/010249/07	100%	Building B2, Vineyard Office Park, Cnr Adam Tas & Devon Valley Road, Stellenbosch, 7600, South Africa
Broadway Business Centre Proprietary Limited	ZAF	2006/029967/07	100%	Building B2, Vineyard Office Park, Cnr Adam Tas & Devon Valley Road, Stellenbosch, 7600, South Africa
Steinhoff UK Group Services Ltd	GBR	10068169	100%	Pall Mall Works, 17-19 Cockspur Street, London, SW1Y 5BL
Steinhoff Risk Solution Ltd	GBR	10161665	100%	Pall Mall Works, 17-19 Cockspur Street, London, SW1Y 5BL
Rainford Isle of Mann Ltd (IoM) (will be liquidated)	IMN	014512V	100%	Douglas Chambers, North Quay, Douglas, IM1 4LA, Isle of Man
5113 Inc., US (will be liquidated) (Administratively dissolved on 02/08/2019)	USA	2016-000735689	100%	1013 Centre Rd, Suite 403-A, Wilmington, DE, 19805, USA
IEP Group Proprietary Limited	ZAF	2015/173069/07	25.99%	15 Chaplin Road, 3rd Floor Illovo, Gauteng, 2196, South Africa
Beneficiary of Steinhoff International Share Trust	ZAF	T9633/98	deemed control	Building B2, Vineyard Office Park, Cnr Adam Tas & Devon Valley Road, Stellenbosch, 7600, South Africa
Business Venture Investments No 1499 (RF) Proprietary Limited	ZAF	2011/002155/07	deemed control	36 Stellenberg Road, Parow Industria, 7493, South Africa
S'Ya Phanda Proprietary Limited	ZAF	2019/431627/07	deemed control	36 Stellenberg Poad, Parow Industria, 7493, South Africa
Aru Game Lodges Proprietary Limited	NAM	CY/2005/0072	49%	Namibia
Aru Hunting Proprietary Limited	NAM	CY/1998/0383	49%	Namibia
Veronica Farming Proprietary Limited	NAM	CY/1970/4770	49%	Namibia

ANNUAL REPORT 2019

GLOSSARY OF TERMS

GLOSSARY OF TERMS

Glossary of terms applied to the Annual Report

The capitalised words and expressions used herein shall have the respective meanings attributed thereto below:

2017 Consolidated Financial Statements	Consolidated Financial Statements of the Group for the financial period ended 30 September 2017.
2018 Consolidated Financial Statements	Consolidated Financial Statements of the Group for the financial period ended 30 September 2018.
2019 Consolidated Financial Statements	Consolidated Financial Statements of the Group for the financial period ended 30 September 2019.
2018 Reporting Date	30 September 2018.
2019 Reporting Date or Reporting Date	30 September 2019.
2018 Reporting Period	Period starting on 1 October 2017 up to and including 30 September 2018.
2019 Reporting Period or Reporting Period	Period starting on 1 October 2018 up to and including 30 September 2019.
2020 Reporting Period	Period starting on 1 October 2019 up to and including 30 September 2020.
ABRA	ABRA S.A., a company incorporated under the laws of Poland and registered under number KRS0000003143.
AFM	Dutch Authority for the Financial Market (Autoriteit Financiële Markten).
Africa Group	SINVH, together with its subsidiaries, amongst others Pepkor Africa, Unitrans, IEP Group Proprietary Limited and the African property portfolio.
AGM	Annual General Meeting
Annual Report	Management report (bestuursverslag) as referred to in article 2:391 BW of the Dutch Civil Code.
Articles	Articles of association of the Company, as amended from time to time.
Atterbury Europe	Atterbury Europe B.V., a joint venture investment previously held by Steinhoff N.V. through an indirect wholly owned subsidiary.
Audit and Risk Committee	Audit and risk committee established by the Supervisory Board.
Brait	Brait S.E., a company incorporated under the laws of Malta, registered under number SE1 and whose shares are listed, inter alia, on the JSE.
BSG	Building Supply Group, which is a subsidiary of Pepkor.
BVI	Business Venture Investments 1449 (RF) Proprietary Limited, a company incorporated under the laws of South Africa and registered under number 2011/002155/07.
Call Option Agreements	Call option agreements entered into between Pepkor and inter alia Lancaster 102, Titan and Lavender Sky Investments 37 Proprietary Limited, in terms of which Pepkor acquired the right to secure economic and voting interests in Thibault and Shoprite Holdings Limited.
Campion Group	Campion Capital together with its subsidiaries, amongst others, Fulcrum UK, Plum Tree, the Fulcrum Investments Partners SA Group, Sunnyside and Sutherland UK .
Campion Capital	Campion Capital S.A., a company incorporated under the laws of Switzerland and registered under number CH-621.3.008.743-1.
Cencap	Century Capital Proprietary Limited, a subsidiary of Wands. A company, incorporated under the laws of the Republic of South Africa and registered under number 1999/020292/07.
CEO	Chief executive officer of the Company.

GLOSSARY OF TERMS
continued

CFO	Chief financial officer of the Company
CGU	Cash-generating unit.
Chief Compliance and Risk Officer or CCRO	Chief compliance and risk officer of the Company.
Christo Wiese	Christo Wiese, former member and Chairman of the Company's Supervisory Board.
Code of Conduct	Code of conduct of the Company.
CODM	Chief operating decision-maker.
Cofel SAS	Cofel SA, a company incorporated under the laws of France, and registered under number RCS 382 286 904.
Commercial Director	Commercial director of the Company.
Company	Steinhoff International Holdings N.V., and, where appropriate, the Subsidiaries and possible other Group companies, whose financial information is incorporated in the consolidated financial statements of the Company.
Company Secretary	Company secretary of the Company or, in absence of the Company Secretary, his or her deputy designated by the Management Board in the manner provided for in the Articles.
Conforama	Conforama Holdings S.A., a company incorporated under the laws of France together with its subsidiaries and registered under number RCS 582 014445.
Conforama Group	Conforama, together with its subsidiaries.
COVID-19	An ongoing pandemic of coronavirus disease 2019 (COVID-19) caused by severe acute respiratory syndrome coronavirus 2 (SARS-CoV-2). The pandemic has led to severe global socioeconomic disruption, the closure of a number of businesses and widespread shortages of supplies.
COO	Chief operational officer of the Company.
Corporate Action	Corporate action that is required by the scheme if the Company is taken over, delisted or becomes the subject of a merger which results in the listing of the Steinhoff Shares being suspended or terminated.
CPU	Contingent Payment Undertaking
CVA	Company Voluntary Arrangements, in respect of SEAG CVA and/or the SFHG CVA (as applicable).
DCC	Dutch Civil Code
DCGC	2016 Dutch Corporate Governance Code.
Decree	Decree Additional Requirements Annual Report (<i>Vaststellingsbesluit nadere voorschriften inhoud bestuursverslag</i>).
Deloitte	Deloitte Accountants B.V.
Deputy Chairman	Deputy chairman of the Supervisory Board.
Dutch Financial Supervision Act	<i>Dutch Financial Supervision Act (Wet op het financieel toezicht)</i> .
EBIT	Operating profit or loss adjusted for capital and reclassification items.
EBITDA	Operating profit or loss before depreciation and amortisation adjusted for capital and reclassification items.
Enterprise Chamber	Enterprise Chamber of the Amsterdam Court of Appeal.
ERM	European Retail Management.
ESRS	Employee Share Right Scheme of the Company.

GLOSSARY OF TERMS

continued

EU	European Union.
Europe Group	SFHG, together with its subsidiaries, amongst others Pepco Group, Greenlit Brands, European Properties and Conforama.
ExCo or Executive Committee	Executive committee designated as such in clause 6 of the Regulations of the Management Board.
External Auditor	Organisation in which certified public accountants cooperate, as referred to in article 2:393 paragraph 1, of the Dutch Civil Code, that is charged with the audit of the financial statements (jaarrekening).
Fantastic	Fantastic Holdings Limited.
FCTR	Foreign currency translation reserve.
FGI	FGI Holdings Proprietary Limited, a subsidiary of Wands. A company incorporated under the laws of the Republic of South Africa and registered under number 2008/004217/07.
Financial and Business Review	Section 1 of the Management Board Report.
FSE	Frankfurt Stock Exchanges (Frankfurter Wertpapierbörse).
Fulcrum UK	Fulcrum Investment Partners (UK) Limited, a company incorporated under the laws of the United Kingdom and registered under number 9795056.
General Meeting	The body of the Company consisting of the person or persons to whom as a Shareholder or otherwise, voting rights attached to Steinhoff shares accrue, or (as the case may be) a meeting of such persons (or their representatives) and other persons with Meeting Rights.
Group	The group of companies consisting of Steinhoff International Holdings N.V. together with its subsidiaries.
Group Company	Group company of the Company as referred to in section 2:24b of the Dutch Civil Code.
GSE Committee	Governance and sustainability committee, Social and Ethics committee established by the Supervisory Board.
GT Branding	GT Branding Holding SA, a company incorporated under the laws of Switzerland and registered under number CHE-250.489.667. The company that owns a significant number of intellectual property rights and payments for royalties.
GT Branding Group	GT Branding together with its wholly owned subsidiary, GT Global Trademarks SA.
Hemisphere	Hemisphere International Properties B.V., a company incorporated under the laws of the Netherlands and registered under number 17228592. An indirect wholly owned subsidiary of Steinhoff N.V. and holds a portfolio of European properties.
Hemisphere Lock-Up Agreement	Lock-Up agreement entered into Hemisphere and the Hemisphere lenders which became effective on 26 July 2018.
Human Resources and Remuneration Committee or Remcom	Human resources and remuneration committee established by the Supervisory Board.
IAS	International Accounting Standards.
IASB	International Accounting Standards Board.
ICT	Information and communications technology.
IFRIC	International Financial Reporting Interpretations Committee.
IFRS	International Financial Reporting Standards.

GLOSSARY OF TERMS

continued

Impuls	Briloner Möbel Werke GmbH and Impuls Küchen GmbH, companies incorporated under the laws of Germany and registered under numbers HRB11215 and HRA 3684, respectively.
Internal Auditor	Internal auditor as referred to in principle 1.3of the DCGC.
IT	Information technology.
JSE	Johannesburg Stock Exchange.
KAP	KAP Industrial Holdings Limited, a public company incorporated under the laws of the Republic of South Africa and registered under number 1978/000181/06.
Kapela	Kapela Holdings is a black owned investment holding company
kika-Leiner	kika-Leiner is a retail and property group of companies operating primarily out of Austria.
kika-Leiner Sale Assets	kika-Leiner OpCos and kika-Leiner PropCos together.
Lancaster 101	Lancaster 101 (RF) Proprietary Limited.
Lancaster 102	Lancaster 102 Proprietary Limited.
Lancaster Group	Lancaster Group Proprietary Limited, together with its subsidiaries.
Lipo	LIPO Beteiligungen AG, a company incorporated under the laws of Switzerland together with its subsidiaries and registered under number CH-040.3.001.910-6.
LiVest	LiVest GmbH registered under number HRB 5991.
Lock-Up Agreement	Agreement entered into between the Company and creditor groups to create an extended period of time to ensure fair treatment across the various creditor groups, allow management to focus on delivering value at the Group's operating business, and achieve a deleveraging of the Group and a detailed assessment of all contingent litigation claims, which became effective on 20 July 2018.
LTIs	Long-term incentive schemes are awarded with the primary aim of promoting the sustainability of the company through business cycles, aligning performance of key management with the interests of investors and retaining key management, all over the longer term. The LTIs can comprise of a share rights scheme and / or and a cash settled scheme.
Management Board	Management board of the Company.
Managing Director	Member of the Management Board.
Mattress Firm	Mattress Firm Holding Corp, a company incorporated under the laws of the United States of America and registered under number EIN – 20-8185960, together with its subsidiaries, Mattress Firm Inc.
Mazars	Mazars Accountants N.V., the Groups external auditor for 2019.
Meeting Rights	Right to be invited to General Meetings and to speak at such meetings, as a Shareholder or as a person to whom these rights have been attributed in accordance with the Articles.
Newco 2A	Steenbok Newco 2A Limited, a company incorporated and registered under the laws of Jersey with registered number 127926 and with its registered address at 3 rd Floor, 44 Esplanade, St Helier, Jersey.
Newco 3	Steenbok Newco 3 Limited, a private limited company incorporated under the laws of England and Wales, having its registered office at 5th Floor, Festival House, Jessop Avenue, Cheltenham, GL50 3SH and company number 11728460.
Nomination Committee	Nomination committee established by the Supervisory Board.
OpCos	Refer to the operating companies and includes Pepkor Africa, Conforama, Hemisphere, Greenlit, Mattress Firm and Pepkor Europe.
Pepkor Africa	Pepkor Holdings Limited, a public company incorporated under the laws of the Republic of South Africa and registered under number 2017/221869/06. An indirect subsidiary of Steinhoff N.V.

GLOSSARY OF TERMS

continued

Pepkor Africa Group	Pepkor Africa, together with its subsidiaries.
Pepco Group	The pan-European discount variety retailer that includes the brands PEPCO, Poundland and Dealz.
Plum Tree	Plum Tree Consultants Limited, a company incorporated under the laws of Mauritius and registered under number 126319C2/GBL.
POCO	A German furniture retailer consisting of POCO Einrichtungsmärkte GmbH and POCO-Domäne Immobilien Holding GmbH, which is owned by Seifert and LiVest.
Poundland	Poundland Group Limited.
PPA	Purchase price allocation.
Preference Share	Non-cumulative financing preference share in the capital of the Company.
Pritex	Pritex Limited, a company incorporated under the laws of England and Wales and registered under number 00618659.
PropCos	Property holding companies.
PSG	PSG Group Limited, a public company incorporated under the laws of the Republic of South Africa and registered under number 1970/008484/06.
Puris	Puris Bad Beteiligungsgesellschaft mbH and puris Bad GmbH & Co. KG, companies incorporated under the laws of Germany and registered under numbers HRB9677 and HRA 7178, respectively.
PwC	PricewaterhouseCoopers.
Regulations of the Management Board	Rules effective as per 1 December 2015 regarding the working methods and decision-making process of the Management Board, in addition to the relevant provisions of the Articles.
Regulations of the Supervisory Board	Rules effective as per 11 July 2019 regarding the working methods and decision-making process of the Supervisory Board, in addition to the relevant provisions of the Articles.
Remediation Plan	Plan of the Management Board - forming part of its duty to monitor the operation of the internal risk management and control systems and to carry out a systematic assessment of their design and effectiveness - containing appropriate measures to prevent any reoccurrence of the irregularities and noncompliance with laws and regulations in the future.
Remuneration Policy	Policy as referred to in article 15.11 of the Articles and as adopted by the General Meeting on 1 December 2015.
SEAG	Steinhoff Europe AG, a company incorporated under the laws of Austria and registered under number FN 38031d. A wholly owned subsidiary of the Company.
SEAG CVA	English law company voluntary arrangement proposed by SEAG dated 28 November 2018.
Segmental EBITDA	EBITDA adjusted to exclude exceptional expenses incurred as disclosed in note 4.2.
Seifert	Dr. Andreas Seifert and entities affiliated to Seifert.
Senior Management	Managing Directors and the members of the Executive Committee together and a reference to "Senior Manager" shall be a reference to any member of the Senior Management.
SFHG	Steinhoff Finance Holdings GmbH, a company incorporated under the laws of Austria, registered under number FN345159m.
SFHG CVA	English law company voluntary arrangement proposed by SFHG dated 28 November 2018.
Share	A share in the capital of the Company. Unless the contrary is apparent, this shall include each ordinary share and each preference share.
Shareholder	Holder of one or more Shares.

GLOSSARY OF TERMS

continued

Share Issue Authorisations	Authorisation of the Management Board granted by the General Meeting to issue Ordinary Shares and to grant rights to subscribe for Ordinary Shares.
Sherwood	Sherwood Group Holdings Inc, a company incorporated under the laws of the United States of America, registered under number 6454341.
SIHPL	Steinhoff International Holdings Proprietary Limited, a company incorporated under the laws of South Africa, registered under number 1998/003951/06, previously listed on the JSE and known as Steinhoff International Holdings Limited.
SINVH	Steinhoff Investment Holdings Limited, a company incorporated under the laws of the Republic of South Africa, registered under number 1954/001893/06.
SRP	Showroomprivé, a subsidiary of the SRP Group.
SSUK	Sutherland UK and Sunnyside collectively.
Standard Bank	The Standard Bank of South Africa Limited.
Steinhoff N.V. or the Company	Steinhoff International Holdings N.V., a public limited liability company incorporated under the laws of the Netherlands, having its corporate seat in Amsterdam, the Netherlands, and its head office in South Africa, and registered with the Trade Register in the Netherlands under number 63570173.
Steinhoff shares or Ordinary Shares	Ordinary shares in the capital of the Company.
Sunnyside	Sunnyside Investment Partners Limited, a company incorporated under the laws of the United Kingdom and registered under number 9892333.
Steinhoff Africa	Steinhoff Africa Holdings Proprietary Limited, a company incorporated under the laws of the Republic of South Africa, registered under number 1969/015042/07.
Steinhoff at Work	Steinhoff at Work Proprietary Limited, a company incorporated under the laws of the Republic of South Africa, registered under number 1950/037849/07
Steinpol	Steinpol Central Services sp. Z.o.o., a limited liability company incorporated and organised under the laws of Poland, registered with the commercial register of the National Court Register kept by the District Court in Zielona Góra, VIII Commercial Department of the National Court Register under KR numbers 0000214998.
Subsidiary	Subsidiary of the Company as referred to in section 2:24a of the Dutch Civil Code.
Supervisory Board	Supervisory board of the Company.
Supervisory Director	Member of the Supervisory Board.
SUSHI	Stripes US Holding Inc. a company incorporated under the laws of the United States of America, registered under number EIN-38-4012800. The holding company of Mattress Firm.
SUSHI Scheme	English law scheme of arrangement that SUSHI launched as part of the restructuring plan.
Sutherland UK	Sutherland Investment Partner UK Limited, a company incorporated under the laws of the United Kingdom and registered under number 9803849.
Steenbok Group	Certain companies were incorporated within the Group to create a new intermediate holding structure below the Company but above the key no-South African businesses and assets of the Steinhoff Group (the "Steenbok Group"). The newly incorporated parent company of the Steenbok Group is Newco 3.
Tekkie Town	Tekkie Town Proprietary Limited, a company incorporated under the laws of the Republic of South Africa, registered under number 2007/020629/07.
Thibault	Thibault Square Financial Services Proprietary Limited.
Titan	Titan Premier Investments Proprietary Limited, a company incorporated under the laws of the Republic of South Africa, registration number 1979/000776/07.

GLOSSARY OF TERMS

continued

Toerama	Toerama Proprietary Limited, a company incorporated under the laws of the Republic of South Africa, registration number 1970/013353/07.
Top Global	Top Global Investments GmbH, a company incorporated under the laws of Austria and registered under number FN343334d.
Town Investments	Town Investments Proprietary Limited, a company incorporated under the laws of South Africa and registered under number 2016/159084/07. The company served as a special purpose vehicle during the acquisition of Tekkie Town Proprietary Limited.
Triton V	Triton KLS Verwaltung GmbH & Co KG, a limited partnership incorporated under the laws of Germany and registered under number HRA48223B.
Upington	Upington Investment Holdings B.V., a company incorporated under the laws of the Netherlands and registered under number 855768010. The entity is controlled by Christo Wiese.
Unitrans	Unitrans Motor Holdings Proprietary Limited, a company incorporated under the laws of the Republic of South Africa, registered under number 1997/017428/07.
Voting Pool Arrangements	Informal arrangements of the Voting Pool Parties.
Voting Pool Parties	(Former) Managing Directors and (former) Supervisory Directors and Senior Managers and their respective associates who collectively held or controlled approximately 33% of the total voting share capital in the Company.
WACC	Weighted average cost of capital.
Wands	Wands Investments Proprietary Limited, a private company incorporated under the laws of South Africa and registered under number 1955/000339/07.
Warrants	A total of 205,242,947 warrants issued by Conforama Holding SA on 29 May 2019 which, if and when exercised, are "convertible" into 205,242,947 Class 2 Preference Shares



www.steinhoffinternational.com

For further publications and additional information, please refer to the company website